



Registrar

National Electric Power Regulatory Authority Islamic Republic of Pakistan

NEPRA Tower, Attaturk Avenue (East), G-5/1, Islamabad.
Ph: +92-51-9206500, Fax: +92-51-2600026
Web: www.nepa.org.pk, E-mail: registrar@nepa.org.pk


No. NEPRA/TRF-70/NCPL-2007/ 7227-3/
May 4, 2018

Executive Director
Nishat Chunian Power Limited
31-Q, Gulberg-II,
Lahore-54660

Subject: **Decision of the Authority in the Matter of Fuel Price Adjustment for Nishat Chunian Power Ltd. (Case No. NEPRA/TRF-70/NCPL-2007)**

Enclosed please find herewith the subject decision of the Authority along with Schedule of Fuel Cost Part of Energy Charges, applicable for the month of April 2018, at Annex-I (02 pages) regarding the adjustment in fuel portion of energy charge part of tariff on account of variation in **Furnace Oil** prices in respect of Nishat Chunian Power Ltd.

Enclosure: As above


(Iftikhar Ali Khan)

CC:

1. Secretary Ministry of Energy (Power Division), 'A' Block, Pak Secretariat, Islamabad
2. Secretary, Cabinet Division, Cabinet Secretariat, Islamabad
3. Secretary, Ministry of Finance, 'Q' Block, Pak Secretariat, Islamabad.
4. Chief Executive Officer, Central Power Purchasing Agency Guarantee Limited
ENERCON Building, Sector G-5/2, Islamabad


**DECISION OF THE AUTHORITY IN THE MATTER OF FUEL PRICE ADJUSTMENT FOR
NISHAT CHUNIAN POWER LIMITED**


Pursuant to the Authority's Decision(s) dated 31st December 2010 regarding Tariff Adjustment at Commercial Operation Date (COD) notified vide S.R.O. 594(I)/2011 dated 9th June 2011, based on information submitted by NCPL, the fuel portion of the energy charge part of NCPL's tariff has been adjusted for variation in furnace oil prices for the month of April 2018. The revised energy charge part of NCPL's tariff relating to fuel indicated hereunder shall be immediately applicable to the units delivered during the month:


Period	Revised Fuel Cost Component Rs./kWh
April 2018	10.1867


The above referred revised fuel cost component attached as **Annex-I** is to be notified in the official gazette in accordance with the provision of Section 31(4) of the Regulation of Generation, Transmission and Distribution of Electric Power Act 1997.


Authority


3.5.18
Himayat Ullah Khan
Member

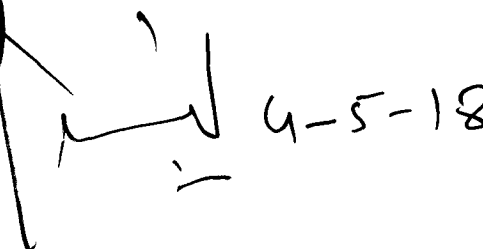

3.5.2018
Saif Ullah Chattha
Member


2/5/18
Rehmatullah
Member


2/5
Syed Masood-ul-Hassan Naqvi
Chairman


3-5-18
Brig (R) Tariq Saddozai
Chairman




4-5-18


NISHAT CHUNIAN POWER LIMITED
Schedule of Fuel Cost Part of Energy Charge
Adjustment on account of Fuel Price Variation for Furnace Oil

Period	Fuel Price	Unit	Reference COD Decision Dec 31, 2010	Previous	Revised
April 2018	Furnace Oil	Rs./M.Ton	42,707.04	49,290.20	51,786.42*

Period	Description	Reference (Rs./kWh)	Previous (Rs./kWh)	Revised (Rs./kWh)
April 2018	Fuel Cost Component	8.4007	9.6956	10.1867

*Revised price is calculated in accordance with the details of consumption provided as under:

Fuel Source	Quantity (M. Ton)	Fuel Rate (Rs./M. Ton)	Total Amount (Rs.)
The Fuelers Pvt Ltd (PRL) January 16, 2018	1,012.030	50,825.00	51,436,425
Masood & Company (PRL) February 01, 2018	488.960	54,414.53	26,606,529
Rawal Energy Pvt Ltd (Byco) February 01, 2018	1,883.220	51,572.65	97,122,646
Rawal Energy Pvt Ltd (Parco) February 01, 2018	917.400	52,089.74	47,787,127
The Fuelers Pvt Ltd (PRL) February 01, 2018	46.020	54,414.53	2,504,157
Masood & Company (PRL) February 01, 2018	518.050	54,414.53	28,189,447
OTO Pakistan Pvt Ltd (PRL) February 01, 2018	963.160	54,414.53	52,409,899
Rawal Energy Pvt Ltd (Byco) February 01, 2018	951.010	51,572.65	49,046,106
Rawal Energy Pvt Ltd (Parco) February 01, 2018	87.140	52,089.74	4,539,100
The Fuelers Pvt Ltd (PRL) February 01, 2018	468.980	54,414.53	25,519,326
Masood & Company (PRL) February 16, 2018	1,016.235	53,371.79	54,238,281
Rawal Energy Pvt Ltd (Byco) February 16, 2018	1,003.730	51,465.81	51,657,777
Rawal Energy Pvt Ltd (Parco) February 16, 2018	492.560	51,260.68	25,248,963
The Fuelers Pvt Ltd (Byco) February 16, 2018	1,002.805	51,465.81	51,610,172
Masood & Company (PRL) March 06, 2018	672.905	50,952.99	34,286,522
My Energy Co. Pvt Ltd (Byco) March 01, 2018	187.265	50,952.99	9,541,712
OTO Pakistan Pvt Ltd (Byco) March 01, 2018	164.740	50,952.99	8,393,996
Rawal Energy Pvt Ltd (Byco) March 01, 2018	612.005	50,952.99	31,183,485
Rawal Energy Pvt Ltd (Parco) March 01, 2018	122.400	50,884.62	6,228,277
Rawal Energy Pvt Ltd (Parco) March 06, 2018	384.910	48,401.71	18,630,302
The Fuelers Pvt Ltd (Byco) March 01, 2018	776.730	50,952.99	39,576,716
The Fuelers Pvt Ltd (PRL) March 06, 2018	934.935	50,952.99	47,637,734
Masood & Company (PRL) March 01, 2018	164.785	50,952.99	8,396,288
My Energy Co. Pvt Ltd (Byco) March 01, 2018	634.985	50,952.99	32,354,384
OTO Pakistan Pvt Ltd (Byco) March 01, 2018	422.065	50,952.99	21,505,474
Rawal Energy Pvt Ltd (Byco) March 01, 2018	195.280	50,952.99	9,950,100
The Fuelers Pvt Ltd (Byco) March 01, 2018	185.220	50,952.99	9,437,513
Masood & Company (PRL) March 16, 2018	368.900	52,192.31	19,253,743
Rawal Energy Pvt Ltd (Byco) March 16, 2018	615.685	50,850.43	31,307,847
Total Fuel Consumed	17,294.110		895,600,045
Weighted Average Revised Price	(Rs./M. Ton)		51,786.42



Handwritten signature and initials.