



Registrar

**National Electric Power Regulatory Authority
Islamic Republic of Pakistan**

NEPRA Tower, Attaturk Avenue (East), G-5/1, Islamabad
Ph: +92-51-9206500, Fax: +92-51-2600026
Web: www.nepra.org.pk, E-mail: registrar@nepra.org.pk

No. NEPRA/R/ADG(Trf)/TRF-70/NCPL-2007/39431-35


October 20, 2021

Executive Director
Nishat Chunian Power Limited
31-Q, Gulberg-II,
Lahore-54660

Subject: Decision of the Authority in the matter of Fuel Price Adjustment for Nishat Chunian Power Ltd. (Case No. NEPRA/TRF-70/NCPL-2007)

Enclosed please find herewith the subject decision of the Authority along with Schedule of Fuel Cost Part of Energy Charge, applicable for the month of **September 2021**, at Annex-I (02 pages) regarding the adjustment in fuel portion of energy charge part of tariff on account of variation in **Furnace Oil** prices in respect of Nishat Chunian Power Ltd.

Enclosure: As above


20 x 24

(Syed Safeer Hussain)

CC:

1. Secretary Ministry of Energy (Power Division), 'A' Block, Pak Secretariat, Islamabad
2. Secretary, Cabinet Division, Cabinet Secretariat, Islamabad
3. Secretary, Ministry of Finance, 'Q' Block, Pak Secretariat, Islamabad.
4. Chief Executive Officer, Central Power Purchasing Agency Guarantee Limited
Shaheen Plaza, 73-West, Fazl-e-Haq Road, Islamabad.


**DECISION OF THE AUTHORITY IN THE MATTER OF FUEL PRICE
ADJUSTMENT FOR NISHAT CHUNIAN POWER LIMITED**

1. Pursuant to the Authority's Decision dated December 31, 2010 regarding Tariff Adjustment at Commercial Operation Date (COD) notified vide S.R.O. 594(I)/2011 dated June 9, 2011, based on information submitted by NCPL, the fuel portion of the energy charge part of NCPL's tariff has been adjusted for variation in furnace oil prices for the month of September 2021. The revised energy charge part of NCPL's tariff relating to fuel indicated hereunder shall be immediately applicable to the units delivered during the month:

Period	Fuel Cost Component Rs./kWh	
	Reference	Revised
September 2021	8.4007	17.8122


2. The price of Low Sulphur Furnace Oil (LSFO) supplies from ENNAR has been assessed at par with the price of High Sulphur Furnace Oil (HSFO) in line with previous decisions. NCPL is further directed to maintain the required inventory level to avoid any adverse financial implication.
3. The above referred revised fuel cost component attached as **Annex-I** is to be notified in the official gazette in accordance with the provision of Section 31(7) of the Regulation of Generation, Transmission and Distribution of Electric Power Act 1997.
4. CPPA(G) to ensure that all payments are consistent with the tariff determination(s).


AUTHORITY



26/11/21
Rehmatullah Baloch
Member


Engr. Maqsood Anwar Khan
Member


Engr. Rafique Ahmed Shaikh
Member


Tauseef H. Farooqi
Chairman




20x21

NISHAT CHUNIAN POWER LIMITED
Schedule of Fuel Cost Part of Energy Charge

Annex-I

Adjustment on account of Fuel Price Variation for Furnace Oil

Period	Reference Price Rs./M.Ton	Previous Price Rs./M.Ton	Revised Price Rs./M.Ton	Reference FCC (Rs./kWh)	Previous FCC (Rs./kWh)	Revised FCC (Rs./kWh)
September 2021	42,707.04	88,834.22	90,552.65*	8.4007	17.4742	17.8122

*Revised price is calculated in accordance with the details of consumption provided as under:

Fuel Source	Quantity (M. Ton)	Fuel Rate (Rs./M. Ton)	Total Amount (Rs.)
Pakistan State Oil (PARCO) Aug 1, 2021	246.150	90,261.83	22,217,949
Attock Petroleum Ltd. (ARL) Aug 16, 2021	2,890.865	86,210.30	249,222,337
Attock Petroleum Ltd. (Imported-5) Aug 16, 2021	8,607.690	91,511.96	787,706,583
Pakistan State Oil (PARCO) Aug 16, 2021	146.720	90,261.83	13,243,216
Attock Petroleum Ltd. (Imported-6) Aug 16, 2021	1,999.665	93,591.08	187,150,807
OTO Pak (Pvt) Ltd. (ENNAR) Aug 16, 2021 (LSFO)	46.215	92,666.67	4,282,590
Pakistan State Oil (PARCO) Aug 16, 2021	184.410	90,262.33	16,645,276
Rawal Energy (Pvt) Ltd (PARCO) Aug 16, 2021	458.620	90,512.82	41,510,990
Attock Petroleum Ltd. (ARL) Sep 1, 2021	1,692.015	86,210.30	145,869,121
Attock Petroleum Ltd. (Imported-6) Sep 1, 2021	1,861.315	93,591.08	174,202,481
Total Fuel Consumed	18,133.665		1,642,051,350
Weighted Average Revised Price (Rs./M.Ton)			90,552.65

