



Registrar

National Electric Power Regulatory Authority

Islamic Republic of Pakistan

NEPRA Tower, Attaturk Avenue (East), G-5/1, Islamabad
Ph: +92-51-9206500, Fax: +92-51-2600026
Web: www.nepa.org.pk, E-mail: registrar@nepa.org.pk

No. NEPRA/R/ADG(Trf)/TRF-70/NCPL-2007/7605-09

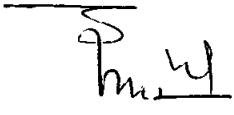
May 17, 2022

Executive Director
Nishat Chunian Power Limited
31-Q, Gulberg-II,
Lahore-54660

Subject: **Decision of the Authority in the matter of Fuel Price Adjustment for the month of April 2022 for Nishat Chunian Power Ltd. (Case No. NEPRA/TRF-70/NCPL-2007)**

Enclosed please find herewith the subject decision of the Authority along with Schedule of Fuel Cost Part of Energy Charge, applicable for the month of **April 2022**, at Annex-I (02 pages) regarding the adjustment in fuel portion of energy charge part of tariff on account of variation in **Furnace Oil** prices in respect of Nishat Chunian Power Ltd.

Enclosure: As above


17 05 22
(Syed Safeer Hussain)

CC:

1. Secretary Ministry of Energy (Power Division), 'A' Block, Pak Secretariat, Islamabad
2. Secretary, Cabinet Division, Cabinet Secretariat, Islamabad
3. Secretary, Ministry of Finance, 'Q' Block, Pak Secretariat, Islamabad.
4. Chief Executive Officer, Central Power Purchasing Agency Guarantee Limited
Shaheen Plaza, 73-West, Fazl-e-Haq Road, Islamabad.



**DECISION OF THE AUTHORITY IN THE MATTER OF FUEL PRICE
ADJUSTMENT FOR THE MONTH OF APRIL 2022 FOR NISHAT CHUNIAN
POWER LIMITED**

Pursuant to the Authority's Decision dated December 31, 2010 regarding Tariff Adjustment at Commercial Operation Date (COD) notified vide S.R.O. 594(I)/2011 dated June 9, 2011, based on information submitted by NCPL, the fuel portion of the energy charge part of NCPL's tariff has been adjusted for variation in furnace oil prices for the month of April 2022. The revised energy charge part of NCPL's tariff relating to fuel indicated hereunder shall be immediately applicable to the units delivered during the month:


Period	Fuel Cost Component Rs./kWh	
	Reference	Revised
April 2022	8.4007	25.2196


The above referred revised fuel cost component attached as **Annex-I** is to be notified in the official gazette in accordance with the provision of Section 31(7) of the Regulation of Generation, Transmission and Distribution of Electric Power Act 1997.

CPPA(G) to ensure that all payments are consistent with the tariff determination(s).


AUTHORITY


Engr. Maqsood Anwar Khan
Member


Engr. Rafique Ahmed Shaikh
Member


Tauseef H. Farooqi
Chairman




17 05 22

NISHAT CHUNIAN POWER LIMITED
Schedule of Fuel Cost Part of Energy Charge

Annex-I

Adjustment on account of Fuel Price Variation for Furnace Oil

Period	Reference Price Rs./M.Ton	Previous Price Rs./M.Ton	Revised Price Rs./M.Ton	Reference FCC (Rs./kWh)	Previous FCC (Rs./kWh)	Revised FCC (Rs./kWh)
April 2022	42,707.04	91,561.83	128,210.31*	8.4007	18.0107	25.2196

*Revised price is calculated in accordance with the details of consumption provided as under:

Fuel Source	Quantity (M. Ton)	Fuel Rate (Rs./M. Ton)	Total Amount (Rs.)
Pakistan State Oil (PARCO) February 11, 2022	177.13	102,392.41	18,137,280
Rawal Energy (Pvt) Ltd (PARCO) February 11, 2022	182.86	102,548.00	18,751,927
Allied Oils & Energy (Pvt.) Ltd (PARCO) February 16, 2022	73.62	102,548.00	7,549,584
Attock Petroleum Limited (ARL) February 16, 2022	926.64	107,139.66	99,279,363
Pak-Arab Refinery Ltd (PARCO) February 16, 2022	228.81	102,567.00	23,468,355
Pakistan State Oil (PARCO) February 16, 2022	478.30	102,392.41	48,974,290
Rawal Energy (Pvt) Ltd (PARCO) February 16, 2022	642.72	102,548.00	65,909,651
Allied Oils & Energy (Pvt.) Ltd (PARCO) February 22, 2022	73.47	107,723.00	7,913,870
Pakistan State Oil (PARCO) February 19, 2022	955.24	107,567.41	102,753,125
Rawal Energy (Pvt) Ltd (PARCO) February 19, 2022	860.80	107,723.00	92,727,958
Allied Oils & Energy (Pvt.) Ltd (PARCO) March 1, 2022	73.82	118,151.00	8,721,316
Attock Petroleum Limited (ARL) March 1, 2022	951.86	114,960.84	109,426,629
Attock Petroleum Limited (ARL) March 14, 2022	90.67	128,415.84	11,643,465
Pakistan State Oil (PARCO) March 1, 2022	2,128.84	117,894.32	250,977,544
Rawal Energy (Pvt) Ltd (PARCO) March 1, 2022	132.43	118,149.57	15,645,957
Pakistan State Oil (PARCO) March 14, 2022	405.04	131,349.32	53,201,729
Allied Oils & Energy (Pvt.) Ltd (PARCO) March 18, 2022	73.67	131,542.74	9,690,754
Attock Petroleum Limited (ARL) March 16, 2022	1,243.58	133,819.27	166,413,624
Pakistan State Oil (PARCO) March 16, 2022	1,143.24	131,294.83	150,100,975
Rawal Energy (Pvt) Ltd (BYCO) March 16, 2022	604.20	150,952.99	91,205,043
Rawal Energy (Pvt) Ltd (PARCO) March 16, 2022	544.32	131,542.74	71,601,342
Rawal Energy (Pvt) Ltd (PARCO-KHI) March 16, 2022	657.04	140,727.18	92,462,682
Pak-Arab Refinery Ltd (PARCO-KHI) March 16, 2022	506.95	140,727.18	71,340,940
Allied Oils & Energy (Pvt.) Ltd (PARCO) April 1, 2022	184.40	152,243.00	28,073,609
Attock Petroleum Limited (ARL) April 1, 2022	583.71	141,064.27	82,340,623
Attock Petroleum Limited (ARL) April 11, 2022	424.08	148,826.77	63,114,455
Attock Petroleum Limited (NRL) April 1, 2022	93.08	153,094.08	14,249,231
Pak-Arab Refinery Ltd (PARCO) April 1, 2022	543.67	152,243.00	82,769,952
Pakistan State Oil (PARCO) April 1, 2022	2,635.18	151,994.83	400,533,277
Total Fuel Consumed	17,619.320		2,258,978,549
Weighted Average Revised Price (Rs./M.Ton)			128,210.31

7 Apr 16

2

