



Registrar

National Electric Power Regulatory Authority Islamic Republic of Pakistan

NEPRA Tower, Attaturk Avenue (East), G-5/1, Islamabad
Ph: +92-51-9206500, Fax: +92-51-2600026
Web: www.nepra.org.pk, E-mail: registrar@nepra.org.pk

No. NEPRA/R/ADG(Trf)/TRF-70/NCPL-2007/2335-39


February 16, 2022

Executive Director
Nishat Chunian Power Limited
31-Q, Gulberg-II,
Lahore-54660

Subject: Decision of the Authority in the matter of Fuel Price Adjustment for Nishat Chunian Power Ltd. (Case No. NEPRA/TRF-70/NCPL-2007)

Enclosed please find herewith the subject decision of the Authority along with Schedule of Fuel Cost Part of Energy Charge, applicable for the month of **January 2022**, at Annex-I (02 pages) regarding the adjustment in fuel portion of energy charge part of tariff on account of variation in **Furnace Oil** prices in respect of Nishat Chunian Power Ltd.

Enclosure: As above


16 02 22
(Syed Safeer Hussain)

CC:

1. Secretary Ministry of Energy (Power Division), 'A' Block, Pak Secretariat, Islamabad
2. Secretary, Cabinet Division, Cabinet Secretariat, Islamabad
3. Secretary, Ministry of Finance, 'Q' Block, Pak Secretariat, Islamabad.
4. Chief Executive Officer, Central Power Purchasing Agency Guarantee Limited
Shaheen Plaza, 73-West, Fazl-e-Haq Road, Islamabad.

**DECISION OF THE AUTHORITY IN THE MATTER OF FUEL PRICE
ADJUSTMENT FOR NISHAT CHUNIAN POWER LIMITED**

1. Pursuant to the Authority's Decision dated December 31, 2010 regarding Tariff Adjustment at Commercial Operation Date (COD) notified vide S.R.O. 594(I)/2011 dated June 9, 2011, based on information submitted by NCPL, the fuel portion of the energy charge part of NCPL's tariff has been adjusted for variation in furnace oil prices for the month of January 2022. The revised energy charge part of NCPL's tariff relating to fuel indicated hereunder shall be immediately applicable to the units delivered during the month:


Period	Fuel Cost Component Rs./kWh	
	Reference	Revised
January 2022	8.4007	22.9832

2. The above referred revised fuel cost component attached as **Annex-I** is to be notified in the official gazette in accordance with the provision of Section 31(7) of the Regulation of Generation, Transmission and Distribution of Electric Power Act 1997.
3. CPPA(G) to ensure that all payments are consistent with the tariff determination(s).


AUTHORITY




Rehmatullah Baloch
Member



Engr. Maqsood Anwar Khan
Member



Engr. Rafique Ahmed Shaikh
Member



Tauseef H. Farooqi
Chairman



16 02 22

NISHAT CHUNIAN POWER LIMITED

Annex-I

Schedule of Fuel Cost Part of Energy Charge

Adjustment on account of Fuel Price Variation for Furnace Oil

Period	Reference Price Rs./M.Ton	Previous Price Rs./M.Ton	Revised Price Rs./M.Ton	Reference FCC (Rs./kWh)	Previous FCC (Rs./kWh)	Revised FCC (Rs./kWh)
January 2022	42,707.04	111,667.48	116,840.64*	8.4007	21.9656	22.9832

*Revised price is calculated in accordance with the details of consumption provided as under:

Fuel Source	Quantity (M. Ton)	Fuel Rate (Rs./M. Ton)	Total Amount (Rs.)
Attock Petroleum Ltd. (ARL) Oct 16, 2021	515.600	111,592.12	57,536,896
Pak-Arab Refinery Ltd (PARCO) Oct 16, 2021	799.935	117,957.26	94,358,141
Pakistan State Oil (Imported) Oct 16, 2021	113.530	114,555.25	13,005,458
Pakistan State Oil (PARCO) Oct 16, 2021	888.385	117,719.22	104,579,989
Attock Petroleum Ltd. (NRL) Oct 16, 2021	1,757.715	116,753.09	205,218,663
OTO Pak (Pvt) Ltd. (Byco) Oct 16, 2021	46.160	121,777.00	5,621,226
OTO Pak (Pvt) Ltd. (PRL) Oct 16, 2021	45.460	121,777.78	5,536,018
Pak-Arab Refinery Ltd (PARCO) Oct 16, 2021	2,511.940	117,960.00	296,308,442
Pakistan State Oil (PARCO) Oct 16, 2021	1,858.960	117,719.22	218,835,321
Allied Oils & Energy (Pvt.) Ltd (Imported) Oct 22, 2021	47.355	113,634.55	5,381,164
Pakistan State Oil (Imported) Oct 22, 2021	993.905	115,303.25	114,600,477
Attock Petroleum Ltd. (ARL) Nov 1, 2021	835.240	111,694.29	93,291,539
Attock Petroleum Ltd. (NRL) Nov 1, 2021	2,026.440	116,974.33	237,041,462
Pak-Arab Refinery Ltd (PARCO) Nov 1, 2021	1,888.645	118,035.00	222,926,213
Total Fuel Consumed	14,329.27		1,674,241,009
Weighted Average Revised Price (Rs./M.Ton)			116,840.64

