



Registrar

National Electric Power Regulatory Authority Islamic Republic of Pakistan

NEPRA Tower, Attaturk Avenue (East), G-5/1, Islamabad
Ph: +92-51-9206500, Fax: +92-51-2600026
Web: www.nepa.org.pk, E-mail: registrar@nepa.org.pk

No. NEPRA/R/ADG(Trf)/TRF-70/NCPL-2007/20 444-48

October 19, 2022

Executive Director
Nishat Chunian Power Limited
31-Q, Gulberg-II,
Lahore-54660

Subject: **Decision of the Authority in the matter of Fuel Price Adjustment for the month of September 2022 for Nishat Chunian Power Ltd. (Case No. NEPRA/TRF-70/NCPL-2007)**

Enclosed please find herewith the subject decision of the Authority along with Schedule of Fuel Cost Part of Energy Charge, applicable for the month of **September 2022**, at Annex-I (02 pages) regarding the adjustment in fuel portion of energy charge part of tariff on account of variation in **Furnace Oil** prices in respect of Nishat Chunian Power Ltd.

Enclosure: As above


(Syed Safeer Hussain)

CC:

1. Secretary Ministry of Energy (Power Division), 'A' Block, Pak Secretariat, Islamabad
2. Secretary, Cabinet Division, Cabinet Secretariat, Islamabad
3. Secretary, Ministry of Finance, 'Q' Block, Pak Secretariat, Islamabad.
4. Chief Executive Officer, Central Power Purchasing Agency Guarantee Limited
Shaheen Plaza, 73-West, Fazl-e-Haq Road, Islamabad.



**DECISION OF THE AUTHORITY IN THE MATTER OF FUEL PRICE
ADJUSTMENT FOR THE MONTH OF SEPTEMBER 2022 FOR NISHAT CHUNIAN
POWER LIMITED.**

Pursuant to the Authority's Decision dated December 31, 2010 regarding Tariff Adjustment at Commercial Operation Date (COD) notified vide S.R.O. 594(I)/2011 dated June 9, 2011, based on information submitted by NCPL, the fuel portion of the energy charge part of NCPL's tariff has been adjusted for variation in furnace oil prices for the month of September 2022. The revised energy charge part of NCPL's tariff relating to fuel indicated hereunder shall be immediately applicable to the units delivered during the month:

Period	Fuel Cost Component Rs./kWh	
	Reference	Revised
September 2022	8.4007	32.3034


The above referred revised fuel cost component attached as **Annex-I** is to be notified in the official gazette in accordance with the provision of Section 31(7) of the Regulation of Generation, Transmission and Distribution of Electric Power Act 1997.



CPPA(G) to ensure that all payments are consistent with the tariff determination(s).

AUTHORITY


Engr. Maqsood Anwar Khan
Member


Engr. Rafique Ahmed Shaikh
Member




Tauseef H. Farooqi
Chairman

19 x 22

NISHAT CHUNIAN POWER LIMITED

Annex-I


Schedule of Fuel Cost Part of Energy Charge

Adjustment on account of Fuel Price Variation for Furnace Oil

Period	Reference Price Rs./M.Ton	Previous Price Rs./M.Ton	Revised Price Rs./M.Ton	Reference FCC (Rs./kWh)	Previous FCC (Rs./kWh)	Revised FCC (Rs./kWh)
September 2022	42,707.04	166,410.79	164,222.56*	8.4007	32.7339	32.3034

*Revised price is calculated in accordance with the details of consumption provided as under:

Fuel Source	Quantity (M. Ton)	Fuel Rate (Rs./M. Ton)	Total Amount (Rs.)
Allied Oils & Energy (Pvt.) Ltd (PARCO) July 16, 2022	486.18	158,222.22	76,923,688
Attock Petroleum Ltd. (ARL) July 16, 2022	326.07	155,120.31	50,580,079
OTO Pakistan Pvt Ltd (PRL) July 16, 2022	194.21	168,485.50	32,720,727
Pakistan State Oil (PARCO) July 16, 2022	996.49	157,891.81	157,337,610
Rawal Energy (Pvt) Ltd (PARCO) July 16, 2022	1,255.81	158,222.22	198,696,257
Pakistan State Oil (PARCO) August 1, 2022	73.58	157,924.84	11,620,110
Allied Oils & Energy (Pvt.) Ltd (PARCO) August 1, 2022	583.05	158,452.99	92,386,017
OTO Pakistan Pvt Ltd (PRL) August 1, 2022	276.40	169,145.30	46,751,761
Pakistan State Oil (PARCO) August 6, 2022	73.17	158,098.15	11,567,251
Rawal Energy (Pvt) Ltd (PARCO) August 1, 2022	2,157.79	158,452.99	341,907,488
Allied Oils & Energy (Pvt.) Ltd (PARCO) August 16, 2022	413.78	163,658.12	67,717,639
Attock Petroleum Ltd. (ARL) August 16, 2022	791.78	157,566.92	124,758,332
OTO Pakistan Pvt Ltd (PRL) August 16, 2022	91.99	169,273.50	15,570,623
Rawal Energy (Pvt) Ltd (PARCO) August 16, 2022	1,664.56	163,658.12	272,417,941
Pakistan State Oil (Lalpir - Imported) August 16, 2022	3,342.13	179,470.31	599,813,825
Pakistan State Oil (PARCO) August 16, 2022	957.30	163,317.29	156,342,825
Allied Oils & Energy (Pvt.) Ltd (PARCO) September 1, 2022	138.41	163,658.12	22,651,920
Attock Petroleum Ltd. (ARL) September 1, 2022	785.30	147,212.56	115,606,023
OTO Pakistan Pvt Ltd (PRL) September 1, 2022	181.75	158,619.66	28,828,330
Pak Arab Refinery Ltd (PARCO) September 1, 2022	1,177.41	163,658.12	192,692,707
Pakistan State Oil (Lalpir - Imported) September 1, 2022	345.83	179,458.73	62,062,213
Total Fuel Consumed	16,312.94		2,678,953,366
Weighted Average Revised Price (Rs./M.Ton)			164,222.56



Handwritten signature and initials.