



Registrar

National Electric Power Regulatory Authority Islamic Republic of Pakistan

NEPRA Tower, Attaturk Avenue (East), G-5/1, Islamabad
Ph: +92-51-9206500, Fax: +92-51-2600026
Web: www.nepra.org.pk, E-mail: registrar@nepra.org.pk

No. NEPRA/R/ADG(Trf)/TRF-70/NCPL-2007/4/c6-1c

February 28, 2023

Executive Director
Nishat Chunian Power Limited
31-Q, Gulberg-II,
Lahore-54660

Subject: **Decision of the Authority in the matter of Fuel Price Adjustment for the month of January 2023 for Nishat Chunian Power Ltd. (Case No. NEPRA/TRF-70/NCPL-2007)**

Enclosed please find herewith the subject decision of the Authority along with Schedule of Fuel Cost Part of Energy Charge, applicable for the month of **January 2023** at Annex-I (02 pages) regarding the adjustment in fuel portion of energy charge part of tariff on account of variation in **Furnace Oil** prices in respect of Nishat Chunian Power Ltd.

Enclosure: As above


(Engr. Mazhar Iqbal Ranjha)

Copy to: (alongwith copy of subject Decision):

1. Secretary Ministry of Energy (Power Division), 'A' Block, Pak Secretariat, Islamabad
2. Secretary, Cabinet Division, Cabinet Secretariat, Islamabad
3. Secretary, Ministry of Finance, 'Q' Block, Pak Secretariat, Islamabad.
4. Chief Executive Officer, Central Power Purchasing Agency Guarantee Limited
Shaheen Plaza, 73-West, Fazl-e-Haq Road, Islamabad.

**DECISION OF THE AUTHORITY IN THE MATTER OF FUEL PRICE
ADJUSTMENT FOR THE MONTH OF JANUARY 2023 FOR NISHAT CHUNIAN
POWER LIMITED.**

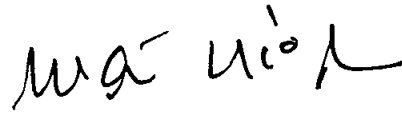
Pursuant to the Authority's Decision dated December 31, 2010 regarding Tariff Adjustment at Commercial Operation Date (COD) notified vide S.R.O. 594(I)/2011 dated June 9, 2011, based on information submitted by NCPL, the fuel portion of the energy charge part of NCPL's tariff has been adjusted for variation in furnace oil prices for the month of January 2023. The revised energy charge part of NCPL's tariff relating to fuel indicated hereunder shall be immediately applicable to the units delivered during the month:

Period	Fuel Cost Component Rs./kWh	
	Reference Dec 31, 2010	Revised
January 2023	8.4007	31.7990


The above referred revised fuel cost component attached as **Annex-I** is to be notified in the official gazette in accordance with the provision of Section 31(7) of the Regulation of Generation, Transmission and Distribution of Electric Power Act 1997.

CPPA(G) to ensure that all payments are consistent with the tariff determination(s).

AUTHORITY




Mathar Niaz Rana (nsc)
Member



Engr. Maqsood Anwar Khan
Member

Engr. Rafique Ahmed Shaikh
Member



Tauseef H. Farooqi
Chairman



NISHAT CHUNIAN POWER LIMITED
Schedule of Fuel Cost Part of Energy Charge
Adjustment on account of Fuel Price Variation for Furnace Oil


Period	Reference Price Rs./M.Ton	Previous Price Rs./M.Ton	Revised Price Rs./M.Ton	Reference FCC (Rs./kWh) (Dec 31, 2010)	Previous FCC (Rs./kWh)	Revised FCC (Rs./kWh)
January 2023	42,707.04	163,314.40	161,657.84*	8.4007	32.1248	31.7990

*Revised price is calculated in accordance with the details of consumption provided as under:

Fuel Source	Quantity (M. Ton)	Fuel Rate (Rs./M. Ton)	Total Amount (Rs.)
Pakistan State Oil (PARCO) September 1, 2022	530.20	163,314.40	86,588,478
Pakistan State Oil (PRL - KMR) September 1, 2022	485.08	160,127.43	77,673,973
Rawal Energy (Pvt) Ltd (PARCO) September 1, 2022	323.10	163,658.12	52,877,120
Allied Oils & Energy (Pvt.) Ltd (PARCO) September 16, 2022	120.34	153,325.00	18,450,364
Attock Petroleum Ltd. (ARL) September 16, 2022	1,132.58	147,237.36	166,757,353
Pak Arab Refinery Ltd (PARCO) September 16, 2022	231.00	153,325.00	35,418,075
Pakistan State Oil (Lalpir - Imported) September 16, 2022	1,833.79	179,524.68	329,209,845
OTO Pakistan Pvt Ltd (PRL) September 16, 2022	91.84	158,675.00	14,572,712
Pakistan State Oil (ARL - LSFO) September 16, 2022	1,418.52	155,230.83	220,198,037
Pakistan State Oil (ZOT - Imported) September 16, 2022	188.27	163,618.45	30,804,936
Rawal Energy (Pvt) Ltd (Cnergyico) September 16, 2022	1,448.92	158,675.00	229,907,381
Rawal Energy (Pvt) Ltd (PARCO) September 16, 2022	113.13	153,325.00	17,345,657
Total Fuel Consumed	7,916.75		1,279,803,932
Weighted Average Revised Price (Rs./M.Ton)			161,657.84

Nishat Chunian Power Limited Consumed 7,916.75 Tons During the Period of 1st to 25th January 2023.

Based on data declared by Nishat Chunian Power Limited.



Handwritten signature or mark.