



Registrar

National Electric Power Regulatory Authority Islamic Republic of Pakistan

NEPRA Tower, Attaturk Avenue (East), G-5/1, Islamabad
Ph: +92-51-9206500, Fax: +92-51-2600026
Web: www.nepra.org.pk, E-mail: registrar@nepra.org.pk

No. NEPRA/R/SA(Tariff)/TRF-71/NPL-2007/ 24597-01


August 27, 2020

Chief Executive Officer,
Nishat Power Ltd.,
1-B Aziz Avenue,
Canal Bank, Gulberg-V,
Lahore

Subject: **Decision of the Authority in the Matter of Fuel Price Adjustment for Nishat Power Ltd. (Case No. NEPRA/TRF-71/NPL-2007)**

Enclosed please find herewith the subject decision of the Authority along with Schedule of Fuel Cost Part of Energy Charge, applicable for the month of **June 2020** (Annex-I) (02 pages) regarding the adjustment in fuel portion of energy charge part of tariff on account of variation in **Furnace Oil** prices in respect of Nishat Power Ltd.

Enclosure: As above


27 08 20
(Syed Safeer Hussain)

CC:

1. Secretary, Ministry of Energy (Power Division), 'A' Block, Pak Secretariat, Islamabad
2. Secretary, Cabinet Division, Cabinet Secretariat, Islamabad
3. Secretary, Ministry of Finance, 'Q' Block, Pak Secretariat, Islamabad.
4. Chief Executive Officer, Central Power Purchasing Agency Guarantee Limited, Shaheen Plaza, 73-West, Fazl-e-Haq Road, Islamabad.

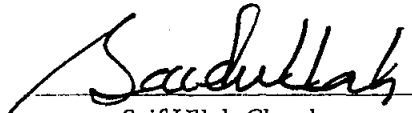
**DECISION OF THE AUTHORITY IN THE MATTER OF FUEL PRICE ADJUSTMENT
FOR NISHAT POWER LIMITED (NPL)**


1. Pursuant to the Authority's Decision(s) dated October 15, 2010 regarding Tariff Adjustment at Commercial Operation Date (COD) notified vide S.R.O. 1078(I)/2010 dated November 29, 2010 and in the matter of Motion for Leave for Review against the Authority's Decision at COD Stage dated March 22, 2011, based on information submitted by NPL, the fuel portion of the energy charge part of NPL's tariff has been adjusted for variation in furnace oil price for the month of June 2020. The revised energy charge part of NPL's tariff relating to fuel indicated hereunder shall be immediately applicable to the units delivered during the month:


| Period | Revised Fuel Cost Component Rs./kWh |
|-----------|--|
| June 2020 | 12.6071 |


2. The above referred revised fuel cost component attached as **Annex-I** is to be notified in the official gazette in accordance with the provision of Section 31(7) of the Regulation of Generation, Transmission and Distribution of Electric Power Act 1997.
3. CPPA (G) to ensure that all payments are consistent with the tariff determinations.


Authority



Saif Ullah Chattha
Member 4.8.2020



Rehmatullah Baloch
Member 22/19/8/20


Engr. Rafique Ahmed Shaikh
Member 19/8/20


Engr. Bahadur Shah
Member


Tauseef H. Farooqi
Chairman


27 08 20



NISHAT POWER LIMITED

Schedule of Fuel Cost Part of Energy Charge

Adjustment on account of Fuel Price Variation for Furnace Oil

| Period | Reference Price Rs./M. Ton | Previous Price Rs./M. Ton | Revised Price Rs./M. Ton | Reference FCC Decision Rs./kWh | Previous FCC Rs./kWh | Revised FCC Rs./kWh |
|-----------|-------------------------------|------------------------------|-----------------------------|-----------------------------------|----------------------------|------------------------|
| June 2020 | 46,363.97 | 78,916.61 | 64,091.75* | 9.1200 | 15.5232 | 12.6071 |

*Revised price is calculated in accordance with the details of consumption provided as under:

| Fuel Source | Quantity (M.Ton) | Fuel Rate (Rs./M. Ton) | Total Amount (Rs.) |
|---|---------------------|---------------------------|-----------------------|
| Rawal (Parco) October 01, 2019 | 601.096 | 82,606.84 | 49,654,641 |
| Rawal (Byco) October 01, 2019 | 495.510 | 84,444.44 | 41,843,064 |
| The Fuelers (Byco) October 1, 2019 | 982.110 | 84,444.44 | 82,933,729 |
| The Fuelers (Byco) December 16, 2019 | 502.365 | 52,299.15 | 26,273,262 |
| Rawal (Byco) December 16, 2019 | 1,295.525 | 52,299.15 | 67,754,856 |
| Total Parco (NRL) December 16, 2019 | 252.125 | 53,113.00 | 13,391,115 |
| Total Parco (Parco) December 16, 2019 | 161.760 | 53,650.00 | 8,678,424 |
| Rawal (Parco) January 01, 2020 | 406.310 | 55,764.96 | 22,657,861 |
| Rawal (Byco) January 01, 2020 | 765.230 | 55,995.73 | 42,849,612 |
| Rawal (Parco) January 08, 2020 | 91.905 | 58,867.52 | 5,410,219 |
| Rawal (Byco) January 08, 2020 | 1,210.560 | 58,709.40 | 71,071,251 |
| Rawal (Byco) January 16, 2020 | 672.461 | 65,623.93 | 44,129,534 |
| | <u>7,436.957</u> | | <u>476,647,570</u> |
| Weighted Average Revised Price (Rs./ M.Ton) | | | <u>64,091.75</u> |

8
2

