

[1]

TRIBAL AREAS ELECTRICITY SUPPLY COMPANY PESHAWAR

Tel.# 091-9212843

Fax# 091-9212950

Email:-

amin95984@yahoo.com



Office of the

CHIEF EXECUTIVE OFFICER TESCO
213- WAPDA House, Shami
Road Peshawar

No. 1786 /CEO/TESCO/

Dated 20 / 2 /2015


Registrar

National Electric Power Regulatory Authority,
NEPRA Tower, Attaturk Avenue (East), G-5/1,
Islamabad.

Subject:- **TARIFF PETITION FOR FY 2014-15**

Enclosed please find herewith Tariff petition for FY 2014-15 along with Tariff Petition fee amounting to Rs. **745286/-** after deduction of Income Tax Rs. **82810/-** vide cheque No. 30866766 dated 20/02/2014 for Rs. **745286/-** along with affidavit duly signed by the undersigned for further necessary action please.

Encl: As above


Chief Executive Officer
TESCO H/Q WAPDA House
Peshawar

CHIEF EXECUTIVE OFFICER
FATA TESCO Peshawar

TRIBAL AREA ELECTRIC SUPPLY COMPANY (LIMITED)

PETITION FOR DETERMINATION OF CONSUMER END TARIFF FOR FY 2014-15

Before

The Honorable National Electric Power Regulatory Authority

1. PETITION SUMMARY

1.1 Details of Petitioner

Tribal Area Electric Supply Company Ltd. WAPDA House, Shami Road, (referred hereunder as TESCO) was incorporated on 3rd July-2002. It was organized to take over all the properties, rights, obligations and liabilities of Water and Power Development Authority (WAPDA). NEPRA granted Distribution License No.22/DL/2013 to TESCO on 12-08-2013 for electricity distribution in Federal Administration Tribal Area (FATA) jurisdiction of TESCO.

1.2 REPRESENTATIVES OF TESCO

➤ Mr. Zakaullah Khan	Chief Executive Officer
➤ Mr. Jamaludin Nasir	Manager H/Q
➤ Mr. Bashir Khan	Manager (Operation)
➤ Mr. Abdul Haq	Dy: Manager Corporate Accounts
➤ Mr. Irshad Khan	Dy: Manager (P&E)
➤ Mr. Imran iqbal	Dy: Manager (T&G)
➤ Mr. Fazli Wahab	Asstt: Manager Corporate Accounts

2. GROUNDS FOR PETITION

Respectfully submitted,

- 2.1 That NEPRA, under the regulation of Generation, Transmission and Distribution of Electric Power Act, 1997 (hereinafter NEPRA Act), is responsible for regulating the electricity sector in Pakistan which includes determining the revenue requirement, tariffs and other terms and conditions for the supply of electricity by the Generation, Transmission

CHIEF EXECUTIVE OFFICER
FATA TESCO *Peshawar.*

and Distribution Companies and to recommend the same to the Federal Government for notification. For this purpose NEPRA has laid down certain guidelines and procedures under the NEPRA Tariff Standards and Procedures Rules, 1998.

- 2.2 That TESCO, being a bonafide power distribution licensee, requires adequate revenues in order to perform its obligatory duties prescribed by NEPRA under the NEPRA Act, NEPRA Performance Standards (Distribution) Rules 2005, NEPRA Consumer Eligibility Criteria 2003, Distribution License of TESCO and other Obligations as determined by NEPRA from time to time. The main source of funding available to the petitioner for their revenue requirements are; (i) generation of adequate revenue through Tariff Differential Subsidy and (ii) Grants of Federal Govt against FATA Receivables.
- 2.3 That in order to fulfill and perform its obligatory duties as mentioned above and to ensure financial viability of TESCO by recovering its prudently incurred costs and reasonable return, in order to upkeep and maintain its existing distribution services / network and to support the future investments for expansion of distribution services / network, this petition is being filed for FY 2014-15 through its Chief Executive Officer TESCO.

3. GROUNDS AND FACTS FORMING BASIS OF THE PETITION

The grounds and facts forming the basis of this petition are as under:

- 3.1 Under the 1997 NEPRA Act, NEPRA is responsible for determining tariffs and other terms and conditions for the supply of electricity by the Generation, Transmission and Distribution Companies and to recommend these to the Federal Government, subject to the need to comply with guidelines, not inconsistent with the provision of the NEPRA Act, laid down by the Federal Government. NEPRA is also responsible for determining the process and procedures for reviewing Tariffs and recommending Tariff adjustments.

NEPRA has been comparing the losses position of TESCO with that of the other DISCO's. As a matter of fact the load of other DISCOs especially those of Punjab mainly comprises of big loss free consumers which is a major contributing factor towards reduction of % age losses. On the other hand, the main load of TESCO comprises of small domestic consumers which are fed through scattered LT Distribution network and lengthy 11 KV feeders emanating from distantly located Grids. The following are main reasons for not reducing Technical and Administrative losses to the desired level:

- Lengthy Transmission Lines.
- Undersize Conductor of the Transmission Lines.
- Over loaded grid system.
- High ratio of 11 KV Distribution line to 400 volts line (1:14).
- Partially damaged distribution transformers.
- Locally repaired distribution transformers.
- Very high percentage of Technical losses because of lengthy and out dated distribution and Grid System.

TESCO sustained T&D losses 22.31% against NEPRA determined losses 18.50% for the FY 2013-14.

The T&D losses for the year 2014-15 TESCO projected 23.04%. Because the 23.04% T&D losses projected by TESCO due to deteriorated upgrading the existing Distribution & Transmission System beside other technical activities for controlling the pilferage of energy.

i. OBJECTIVES OF THE PETITION

The aim of this petition is to obtain approval for the timely implementation of cost reflective tariffs to yield TESCO's required revenues for FY 2014-15 and its recovery from consumers.

The implementation of cost reflective tariffs will benefit consumers and TESCO, as it will;

- i. Enable TESCO to improve service quality and reliability.
- ii. Provide adequate funds for the Operation, Maintenance and Expansion of Distribution Network.
- iii. Ensure the financial sustainability of TESCO.

ii. TESCO'S REVENUE REQUIREMENT

- A) Power Purchase Price.
- B) Distribution Margin.

STATEMENT OF REVENUE REQUIREMENT

DESCRIPTION		FY 2014-15 Projected
Power Purchase Price	Rs. Min	16232.942
Distribution Margin	Rs. Min	3535.340
Financial Charges	Rs. Min	42.996
Total	Rs. Min	19811.278
Sale of units	MKwh	1182.077
Average Tariff	Rs./Kwh	16.760

A) POWER PURCHASE PRICE (PPP)

The actual PPP is regulated by NEPRA over the period, thus any subsequent increase / decrease in the PPP determined by NEPRA is adjustable on monthly basis or annual basis as proposed in the petition. The PPP set for FY 2014-15 is Rs.10.568 /Kwh.

B) DISTRIBUTION MARGIN

The sum of the O&M Cost, Depreciation, Provision for Bad Debts and RORB minus Other Income results in TESCO's Distribution Revenue. Dividing this by the total units sold yields the average Distribution Margin per Kwh.

i) O&M EXPENSES

O&M expenses include Salaries & Wages, Repair & Maintenance, Travelling, Vehicle Running and Other Expenses. Based on the impact of increase in inflation, salaries and other allowances, the O&M Expenses for FY 2014-15 have been projected at around Rs. 3.556 /Kwh.

a) Salaries & Wages including employee's retirement benefits amounting to Rs. 682 million is the major component of O&M expenses. Since TESCO was incorporated as company in compliance with power sector reform policy of Government of Pakistan and the WAPDA employees working in Area Electricity board Tribal Area gradually become employees of the company in terms of the Man Power Transition Plan, therefore TESCO had to Maintain the GOP pay scales and the terms of employment for the employees which were prevalent in WAPDA. The GOP in its Annual Budget for FY 2014-15 has increased the Pay and Pension of Government employees @ 10%. Similarly 5% increase from December 2014 onward is assumed as an effect of Annual Increment.

ii) **REPAIR & MAINTENANCE EXPENSES:**

Repair & Maintenance expenses of Rs.19 million have been assumed @ 0.005 % of the net fixed assets that are Rs.3472 million. TESCO has to maintain its old and over loaded system in order to ensure un-interrupted power supply to the consumers, moreover cost of material has also increased due to inflationary pressure. Repair and Maintenance budget is required for the following.

iii) **TRAVELING EXPENSES:**

Travelling Expenses have been projected as Rs. 22.00 Million for the FY 2014-15 against the actual expenditure 19.00 million for the year 2013-14.

iv) VEHICLE RUNNING EXPENSES:

Vehicle Running Expenses has been projected as Rs. 22.00 Million for the FY 2014-15. TESCO has a fleet of more than 70 vehicles. Most of the vehicles are old and has completed useful life of 10 years & need major overhauling. Financial position of TESCO does not allow us to replace them with new vehicles. We are left with no option but to maintain them. Moreover the cost of POL & parts of vehicle is increasing due to inflation, part from that TESCO distribution system is spread all over Federal Administration Tribal Area.

vi) DEPRECIATION

Depreciation for FY 2014-15 is calculated on the basis of the value of existing Assets plus the additions in assets during the FY 2014-15. The assets are depreciated on straight line method as per utility practice i.e land @ 0 %, buildings and civil works @ 2%, Plant and machinery @ 3.5%, office equipment and mobile plant @ 10% and other assets @ 10% based upon these assumptions the figure for depreciation has been worked as Rs.173.00Million.

vii) PROVISION FOR BAD DEBTS:

Provision for doubtful debts is made on the basis of ageing formula agreed with the Auditors. TESCO has projected provision of bad debts amounting to Rs. 2267 million for FY 2014-15 which is based on 11% of the projected sales to the consumers and 89% recovery. TESCO is pursuing the recovery of arrears from its consumers but due to the worst law and order situation in Federal Administration Tribal Area and non-payment culture of domestic consumer disconnection creates law and order situation in terms of road blockade, blast of transmission towers and attacks on TESCO staff, Grid Stations and offices. Provision for Bad debts during 2013-14

was Rs.2906.00 Million; therefore, provision of Rs. 2267 Million for FY 2014-15 is requested.

viii) RETURN ON RATE BASE (RORB):

NEPRA allowed 11.25% WACC to TESCO in its tariff determination for FY 2013-14, the same rate has been taken as the basis for FY 2014-15 and an amount of Rs. 399 million is assumed as RORB as per following calculations:

RETURN ON RATE BASE

Description	Rupees in Million
	FY 2014-15 Projected
Gross Fixed Assets In Operation-Opening Balance	5388.473
Addition in Fixed Assets	484.000
Gross Fixed Assets In Operation-Closing Balance	5872.473
Less Accumulated Depreciation	2400
Net Fixed Assets in Operation	3472.473
Add: Capital Work in Progress-Closing Balance	2728
Investment in Fixed Assets	6200.473
Less Deferred Credits	2496
Regulatory Assets Base	3704.473
Average Regulatory Assets Base	3542.7455
Rate of Return	11.25%
Return on Rate Base	398.559

ix) OTHER INCOME:

The main sources of other income include Interest Income, Sale of Scrape, Amortization of Deferred Credit, Rental & Service Income etc and it is assumed to be 1239 million for the FY 2014-15.

Based on above the projected Distribution Margin (DM) for FY 2014-15 would be as under:

Distribution Margin

	Rs. In Million
Description	Fy 2014-15 Projected
O & M Expenses	1936
Provision for Bad Debts	2267
Depreciation	173
RORB	399
Gross DM	4774
Less: Other Income	1239
Net DM	3535

INVESTMENT PLAN

Development Program has been projected as under:

	Rs. In Million	
	2013-14	2014-15
GROSS	Actual	Projected
Capital Contribution	145	129
Deposit Work	461	484
RE		
Installation of TOU / AMR Meters		
STG		
Total investment	606	613

CHIEF EXECUTIVE OFFICER
FATA TESCO Peshawar

xii. KEY ASSUMPTIONS TO THE FINANCIAL PROJECTIONS

- TOTAL UNIT SALES: The units projected for FY 2014-15 are 1182 Million against the actual units sold for FY 2013-14; 1366 Million.
- TARGET TRANSMISSION & DISTRIBUTION LOSSES:

The losses have been projected at 23.04 % for the FY 2014-15 against the actual losses of 22.31% for FY 2012-13.

9. That in view of the grounds and facts mentioned above, it is respectively prayed that while admitting and allowing this petition, the Tariff of TESCO for the FY 2014-15 may very graciously be determined as proposed along with Working Capital requirement, keeping in view the following:-


- a. Ensuring the financial viability of the petitioner for the reliable supply of electricity to its Rs. **0.441** million consumers;
- b. Timely Determination of Tariff along with its monthly adjustments or annual adjustments as proposed, providing sufficient time to the petitioner for the recovery of the Determined Revenue Requirement;
- c. Fixing of target of T&D losses by taking a realistic approach;
- d. Approving the investment plan of Rs. **613** million;
- e. Allowing Rs: **3535** million as Distribution Margin;
- f. Any other relief.

PETITIONER
THE TRIBAL AREA ELECTRIC SUPPLY COMPANY
Ltd.

Through:
Eng. Zakaullah Khan
Chief Executive Officer TESCO

CHIEF EXECUTIVE OFFICER
FATA TESCO Peshawar.


(Signature)



AFFIDAVIT

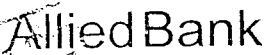
I, Zakaullah Khan S/o Sanaullah Khan Chief Executive Officer, Tribal Electric Supply Company Limited (Distribution License No. 22/DL/2013 dated 12-08-2013 holding NIC No. 12101-0978355-5 being duly authorized representative / Attorney of Tribal Electric Supply Company Limited, hereby solemnly affirm and declare that the contents of this Tariff Petition for FY 2014-15 including all supporting documents are true and correct to the best of my knowledge and belief and that nothing has been concealed.

ATTESTED



Deponent

(Zakaullah Khan)
Chief Executive Officer
TESCO H/Q WAPDA House
Peshawar



ABL-WAPDA COLONY SAKHI CHASHMA- PESHAWAR

Date 20022015

Rupees Seven Lacs forty five thousand and Eighty Six only PKR=745,286/-

please do not write below this line.

By Signature _____

Corporate/IRM

0140701:001002521596010150001HQ Peshawar

No of Consumers & %Age Growth				
Category	2013-14	%age Growth	2014-15 (Projected)	%age Growth
Domestic	400600	0.30	401598	0.25
Commercial	28202	0.28	29000	2.83
Industrial	4081	0.77	4092	0.27
Bulk	55	0.00	55	0.00
Other	0	0.00	0	0.00
T/Well	8548	0.84	8700	1.78
Total	441486	0.31	443445	0.44

Units Billed & %Age Growth				
Category	2013-14	%age Growth	2014-15 (Projected)	%age Growth
Domestic	1224.795	-5.41	1040.4	-15.06
Commercial	9.58	-31.13	8.8	-8.14
Industrial	63.439	-18.76	70.397	10.97
Bulk	6.595	-5.56	6.726	1.99
Other	0	0	0	0
T/Well	58.676	-18.58	60.574	3.23
Total	1363.085	-7.01	1186.897	-12.93

CHIEF EXECUTIVE OFFICER
FATA TESCO TELECOM

Tribal Electric Supply Company (TESCO)

FORM - 2

Profit & Loss Statement

		2012-13	2014-15
		actual	Projected
Power Balances			
Units Received	[MkWh]	1,758	1536
Units Lost	[MkWh]	392	354
Units Lost	[%age]	22%	23%
Units Sold	[MkWh]	1,366	1182
Revenue			
Sales Revenue	[Mln Rs]	12,992	19810
Subsidy	[Mln Rs]		
Fuel Price Adjustment	[Mln Rs]		
Total Sales Revenue	[Mln Rs]	12,992	19810
Rental & Service Income	[Mln Rs]	1,056	1059
Amortization of Def Credits	[Mln Rs]	118	76
Other Income	[Mln Rs]	63	104
Total Revenue	[Mln Rs]	14,229	21049
Wheeling Charges Income (TESCO)	[Mln Rs]		
Operating Cost			
Power Purchase Cost	[Mln Rs]	19,574	16233
Wheeling Charges	[Mln Rs]	1,278	1182
O&M Expenses	[Mln Rs]	642	754
Depreciation	[Mln Rs]	173	173
Amortization	[Mln Rs]		
Provision for Bad Debt	[Mln Rs]	2,906	2267
Total Operating Cost	[Mln Rs]	24,573	20609
EBIT	[Mln Rs]	(10,344)	441
Financial Charges	[Mln Rs]	(38)	-43
EBT	[Mln Rs]	(10,381)	398
Tax	[Mln Rs]		
EAT	[Mln Rs]	(10,381)	398
WPPF	[Mln Rs]		
Profit for the period	[Mln Rs]	(10,381)	398

While submitting Quarterly Petitions, this form should be submitted with actual Profit & and projected profit & loss of next quarter. The Balance Sheet should be substantiated

FORM - 3

Tribal Electric Supply Company (TESCO)

Profit & Loss Statement (2014-15)		projected																	Total
		Month 1	Month 2	Month 3	1st Qrt	Month 4	Month 5	Month 6	2nd Qrt	Month 7	Month 8	Month 9	3rd Qrt	Month 10	Month 11	Month 12	4th Qrt		
		Actual	Actual	Actual	Actual	Actual	Actual	Actual	Actual	Actual	Actual	Actual	Actual	Actual	Actual	Actual	Actual	Actual	
Power Balances																		1,535	
Units Received	(MkWh)	125	114	127	366	137	125	127	389	125	127	137	389	141	125	126	392	1,535	
Units Lost	(MkWh)	35	28	24	87	28	32	32	92	28	29	36	93	38	23	21	82	354	
Units Lost	(%age)	28.00%	24.56%	18.90%	23.77%	20.38%	25.60%	25.20%	23.63%	22.40%	22.83%	26.28%	23.91%	26.95%	18.40%	16.67%	20.92%	23.04%	
Units Sold	(MkWh)	90	86	103	279	109	93	95	297	97	98	101	296	103	102	105	310	1,182	
Revenue																			
Sales Revenue	(Min Rs)	1,508	1,441	1,726	4,676	1,828	1,559	1,592	4,979	1,626	1,642	1,693	4,961	1,726	1,709	1,760	5,195	19,810	
Subsidy	(Min Rs)																		
Fuel Price Adjustment	(Min Rs)																		
Total Sales Revenue	(Min Rs)	1,508	1,441	1,726	4,676	1,828	1,559	1,592	4,979	1,626	1,642	1,693	4,961	1,726	1,709	1,760	5,195	19,810	
Rental & Service Income	(Min Rs)	88	88	88	265	88	88	88	265	88	88	88	265	88	88	88	265	1,059	
Amortization of Deferred Credits	(Min Rs)	6	6	6	19	6	6	6	19	6	6	6	19	6	6	6	19	76	
Other Income	(Min Rs)	9	9	9	26	9	9	9	26	9	9	9	26	9	9	9	26	104	
Total Revenue	(Min Rs)	1,612	1,545	1,829	4,986	1,931	1,662	1,695	5,288	1,729	1,746	1,796	5,270	1,829	1,813	1,863	5,505	21,049	
Wheeling Charges Income (TESCO)	(Min Rs)				-														
Operating Cost																			
Power Purchase Cost	(Min Rs)	1,302	1,151	1,303	3,756	1,375	1,341	1,365	4,081	1,344	1,365	1,473	4,182	1,516	1,344	1,355	4,214	16,233	
O&M Expenses	(Min Rs)	63	63	63	188	63	63	63	188	63	63	63	188	63	63	63	188	754	
Depreciation	(Min Rs)	14	14	14	43	14	14	14	43	14	14	14	43	14	14	14	43	173	
Wheeling Charges	(Min Rs)	90	86	103	279	109	93	95	297	97	98	101	296	103	102	105	310	1,182	
Provision for Bad Debt	(Min Rs)	189	189	189	567	189	189	189	567	189	189	189	567	189	189	189	567	2,267	
Total Operating Cost	(Min Rs)	1,658	1,503	1,672	4,833	1,750	1,700	1,726	5,177	1,707	1,729	1,840	5,276	1,885	1,712	1,726	5,322	20,609	
EBIT	(Min Rs)	(46)	41	158	152	181	(39)	(31)	112	22	16	(44)	(6)	(55)	101	137	183	441	
Financial Charges	(Min Rs)	4	4	4	11	4	4	4	11	4	4	4	11	4	4	4	11	43	
EBT	(Min Rs)	(50)	38	154	142	178	(42)	(35)	101	18	13	(48)	(17)	(59)	97	134	172	398	
Tax	(Min Rs)	-	-	-	-	-	-	-	-	-	-	-	-	-	-	-	-	-	
EAT	(Min Rs)	(50)	38	154	142	178	(42)	(35)	101	18	13	(48)	(17)	(59)	97	134	172	398	
WPPF	(Min Rs)	-	-	-	-	-	-	-	-	-	-	-	-	-	-	-	-	-	
Profit for the period	(Min Rs)	(50)	38	154	142	178	(42)	(35)	101	18	13	(48)	(17)	(59)	97	134	172	398	

CHIEF FINANCIAL OFFICER
BATA TESCO ROSEWAR,

for

FORM - 3

Tribal Electric Supply Company (TESCO)**Profit & Loss Statement (2013-14)**

		actual																	
		Month 1	Month 2	Month 3	1st Qrt	Month 4	Month 5	Month 6	2nd Qrt	Month 7	Month 8	Month 9	3rd Qrt	Month 10	Month 11	Month 12	4th Qrt	Total	
		Actual	Actual	Actual	Actual	Actual	Actual	Actual	Actual	Actual	Actual	Actual	Actual	Actual	Actual	Actual	Actual	Actual	Actual
Power Balances																			
Units Received	(MkWh)	148	161	163	472	181	176	161	518	142	130	140	411	128	114	114	356	1,758	
Units Lost	(MkWh)	36	39	32	107	41	38	34	113	33	25	28	86	30	28	27	85	392	
Units Lost	(%)	24.34%	24.22%	19.56%	22.65%	22.61%	21.53%	21.39%	21.87%	23.32%	19.37%	20.28%	21.04%	23.76%	24.20%	24.02%	23.98%	22.31%	
Units Sold	(MkWh)	112	122	131	365	140	138	126	405	109	105	111	325	98	86	87	271	1,366	
Revenue																			
Sales Revenue	(Min Rs)	1,039	1,153	1,267	3,459	1,341	1,326	1,196	3,863	973	929	1,022	2,923	846	922	979	2,747	12,992	
Subsidy	(Min Rs)																		
Fuel Price Adjustment	(Min Rs)																		
Total Sales Revenue	(Min Rs)	1,039	1,153	1,267	3,459	1,341	1,326	1,196	3,863	973	929	1,022	2,923	846	922	979	2,747	12,992	
Rental & Service Income	(Min Rs)	88	88	88	264	88	88	88	264	88	88	88	264	88	88	88	264	1,056	
Amortization of Deferred Credits	(Min Rs)	10	10	10	30	10	10	10	30	10	10	10	30	10	10	10	30	118	
Other Income	(Min Rs)	5	5	5	16	5	5	5	16	5	5	5	16	5	5	5	16	63	
Total Revenue	(Min Rs)	1,142	1,257	1,370	3,768	1,444	1,429	1,299	4,172	1,076	1,032	1,125	3,233	949	1,025	1,082	3,056	14,229	
Wheeling Charges Income (TESCO)	(Min Rs)																		
Operating Cost																			
Power Purchase Cost	(Min Rs)	1,339	1,465	1,441	4,245	1,942	1,793	1,880	5,615	2,132	1,468	1,814	5,414	1,632	1,327	1,341	4,300	19,574	
O&M Expenses	(Min Rs)	53	53	53	160	53	53	53	160	53	53	53	160	53	53	53	160	642	
Depreciation	(Min Rs)	14	14	14	43	14	14	14	43	14	14	14	43	14	14	14	43	173	
Wheeling Charges		105	114	123	342	131	129	118	379	102	98	104	304	91	81	81	254	1,278	
Provision for Bad Debt	(Min Rs)	242	242	242	727	242	242	242	727	242	242	242	727	242	242	242	727	2,906	
Total Operating Cost	(Min Rs)	1,753	1,889	1,874	5,517	2,383	2,232	2,309	6,924	2,543	1,876	2,228	6,648	2,033	1,718	1,732	5,483	24,573	
EBIT	(Min Rs)	(611)	(633)	(505)	(1,749)	(939)	(803)	(1,010)	(2,752)	(1,468)	(844)	(1,103)	(3,415)	(1,084)	(693)	(650)	(2,427)	(10,343)	
Financial Charges	(Min Rs)	3	3	3	9	3	3	3	9	3	3	3	9	3	3	3	9	38	
EBT	(Min Rs)	(614)	(636)	(508)	(1,758)	(942)	(806)	(1,013)	(2,762)	(1,471)	(847)	(1,107)	(3,425)	(1,087)	(696)	(654)	(2,436)	(10,381)	
Tax	(Min Rs)	-	-	-	-	-	-	-	-	-	-	-	-	-	-	-	-	-	
EAT	(Min Rs)	(614)	(636)	(508)	(1,758)	(942)	(806)	(1,013)	(2,762)	(1,471)	(847)	(1,107)	(3,425)	(1,087)	(696)	(654)	(2,436)	(10,381)	
WPPF	(Min Rs)	-	-	-	-	-	-	-	-	-	-	-	-	-	-	-	-	-	
Profit for the period	(Min Rs)	(614)	(636)	(508)	(1,758)	(942)	(806)	(1,013)	(2,762)	(1,471)	(847)	(1,107)	(3,425)	(1,087)	(696)	(654)	(2,436)	(10,381)	

DATA TESCO ASSOCIATES

by

FORM - 4
Tribal Electric Supply Company (TESCO)

Balance Sheet [in million Rupees]

Description	actual FY 2013-14	Projected 2014-15
Intangible Fixed Assets		
Net Fixed Assets in Operations	3,160	3,472
Total Net Fixed Assets in Operations	3,160	3,472
Capital Work in Progress	2,599	2,728
Long Term Loans to Employees	6	6
Deferred Cost & Long Term Deposits	2,605	2,734
Current Assets		
Stores & Spares	327	204
Trade Debts	48,596	57,264
Advances, Prepayments, Other Receivables	13	14
Tariff Subsidy (Receivable from GoP)		
Investment	100	
Cash & Bank Balances	2,671	3,029
Total Current Assets	51,707	60,511
Total Assets	57,472	66,718
Subscribed Equity	0.01	0.01
Deposit for share	255	255
Unappropriated Profit	(46,469)	(46,071)
Total Equity	(46,214)	(46,071)
Secu Long Term Liability		
Deferred Credits	2,378	2,496
	19,233	19,233
	204	201
Total Long Term Loan	21,815	21,930
Total Long Term Liability		
Curre Current Liability	262	266
Subsidy Received in Advance from GoP		
Provision for Taxation		
consumer security deposit	71	50
Creditors, Accrued and Other Liabilities	81,538	90,543
	81,871	90,859
Total Current Liability		
Total Liabilities and Commitments		
Total Liabilities and Equity	57,472	66,718

5
CHIEF EXECUTIVE OFFICER
FAIA TESCO Peshawar.

Uy

FORM - 5

Tribal Electric Supply Company (TESCO)

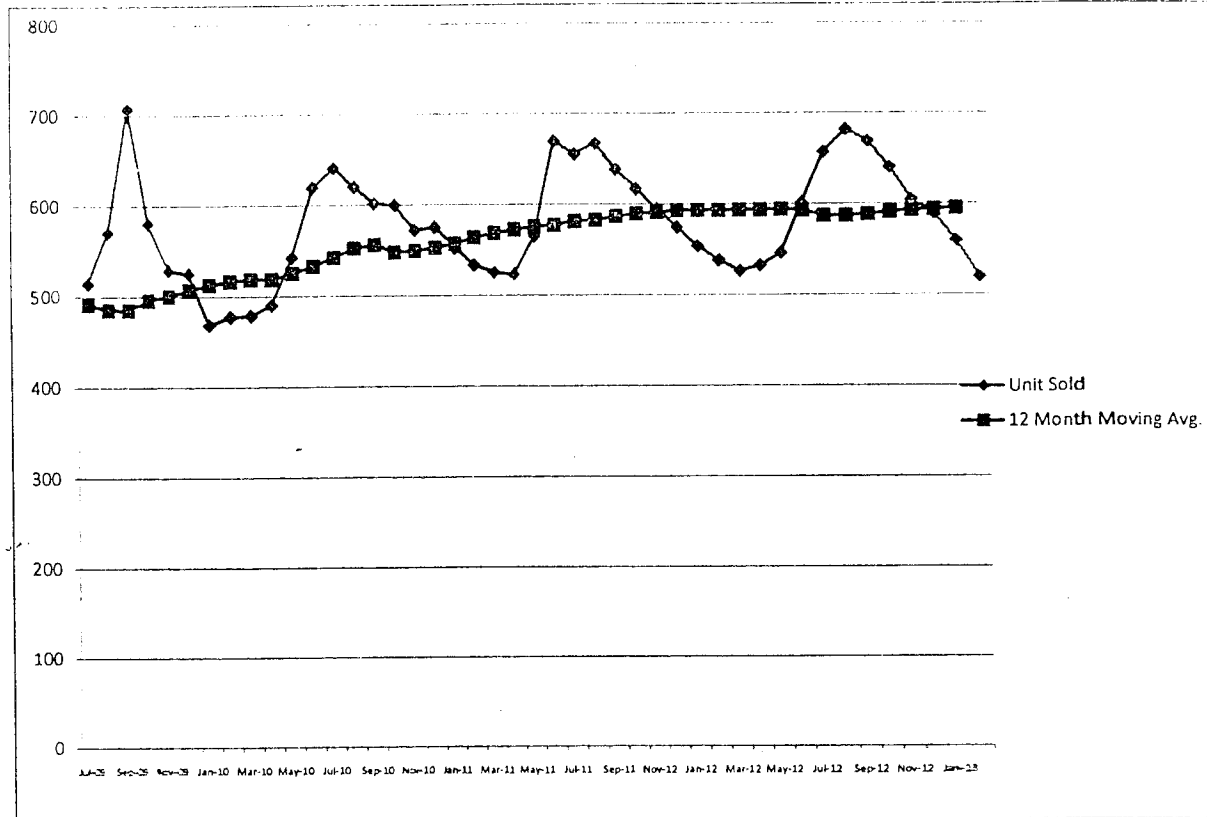
Cash Flow Statement [in million Rupees]

Description	actual FY 2014-15	projected 2014-15
Average Monthly Demand Index (MDI) [MW]		
Units Purchased [GWh]	1,758	1,536
Transmission Losses (132 kV) [GWh]		
Distribution Losses [GWh]	392	354
Units Sold to Customers [GWh]	1,366	1,182
Average Tariff Required [Rs/unit]	17.32	16.76
Average Tariff Existing [Rs/unit]	14.65	14.65
Tariff Difference [Rs/unit]	2.666	2.110
Revenue from Sales	12,992	19,811
Collection from Required [%]	85%	85%
Inflows from Operations	-17,919	1,358
cash generated from operation	(2)	-3
financial charges paid	37	43
Interest received	439	118
Capital receipts-deferred credits		
Net cash flow from operating activities		
remitted to cppa		-821
Prior Year Recovery	-17,445	695
Total Inflows from Operations		
Cash Flow From Investing Activities		
Fixed capital expenditure	(461)	-484
Capital work in progress	145	129
investment	(2)	-3
Long term Loan Paid	(100)	
Net cash flow from investing activities	(419)	-358
Cash Flow From Financing Activities		
Consumer security deposit	21	21
grant in aid	19,233	
net cash flow from financing activity	19,254	21
Net increase / (decrease) in cash and cash equivalents	1,390	358
Cash and cash equivalents at the beginning of the year	1,280	2,671
Cash and cash equivalents at the end of the year	2,671	3,029
Total Outflows (Operations + Others)	1,280	2,671
Opening Balance		
Surplus/Deficit for Fiscal Year	2,671	3029
Deficit from Financing/Loans		

CHIEF EXECUTIVE OFFICER
FATA TESCO Peshawar

Table/Graph 14 - Sold Energy Evaluation and Setting up Sold Energy Average

Month	Load [MWh]	12 months moving average
Jul-08	591	
Aug-08	574	
Sep-08	577	
Oct-08	525	
Nov-08	453	
Dec-08	455	
Jan-09	421	
Feb-09	452	
Mar-09	477	
Apr-09	414	
May-09	454	
Jun-09	507	
Jul-09	514	492
Aug-09	571	485
Sep-09	707	485
Oct-09	581	496
Nov-09	529	500
Dec-09	525	507
Jan-10	469	513
Feb-10	477	517
Mar-10	479	519
Apr-10	490	519
May-10	543	525
Jun-10	619	533
Jul-10	640	542
Aug-10	620	552
Sep-10	602	557
Oct-10	600	548
Nov-10	572	549
Dec-10	576	553
Jan-11	552	557
Feb-11	534	564
Mar-11	525	569
Apr-11	523	573
May-11	565	575
Jun-11	669	577
Jul-11	655	581
Aug-11	667	583
Sep-11	638	587
Oct-11	617	590
Nov-12	595	591
Dec-11	575	593
Jan-12	554	593
Feb-12	538	593
Mar-12	526	593
Apr-12	532	593
May-12	546	594
Jun-12	601	593
Jul-12	657	587
Aug-12	682	587
Sep-12	669	588
Oct-12	640	591
Nov-12	604	593
Dec-12	589	594
Jan-13	559	595
Feb-13	519	595
Mar-13		
Apr-13		
May-13		
Jun-13		



CHIEF ENGINEERING OFFICER
P. V. TESCO Peshawar.
Ali

Tribal Electric Supply Company

Power Purchase (Actual for the Last Corresponding Period)

2013-14(Actual)

		Month 1	Month 2	Month 3	Month 4	Month 5	Month 6	Month 7	Month 8	Month 9	Month 10	Month 11	Month 12	Total
		Actual	Actual	Actual	Actual	Actual	Actual	Actual	Actual	Actual	Actual	Actual	Actual	Actual
Demand & Energy														
Units Received	[MkWh]	148	161	163	181	176	161	142	130	140	128	114	114	1,758
MDI	[MW]	318	331	347	362	359	357	359	368	401	409	365	415	4,391
Energy Purchase Price	[Rs/ kWh]	6.99	6.95	6.66	8.38	7.74	9.16	12.04	7.87	9.30	8.65	7.82	7.62	8.25
Capacity Purchase Price	[Rs/ kW/ M]	872	954	927	1,070	1,090	1,037	1,085	1,113	1,180	1,182	1,087	1,028	88
Transmission Charge	[Rs/ kW/ M]	85.91	85.91	89.77	102.43	102.43	102.43	102.43	102.43	102.43	102.43	102.43	102.43	8.249
Power Purchase Cost														
Energy Charge	[Min Rs]	1,034	1,120	1,087	1,517	1,364	1,472	1,705	1,021	1,299	1,106	892	879	14,497
Capacity Charge	[Min Rs]	277	316	322	387	391	370	389	410	473	483	397	427	4,643
Transmission Charge	[Min Rs]	27	28	31	37	37	37	37	38	41	42	37	43	435
Adjustment **	[Min Rs]													
Total Operating Cost	[Min Rs]	1,338	1,464	1,440	1,942	1,792	1,879	2,131	1,468	1,814	1,632	1,326	1,348	19,574

FORM - 6 (A)

Tribal Electric Supply Company

Power Purchase (Projected)

2014-15

		Month 1	Month 2	Month 3	Month 4	Month 5	Month 6	Month 7	Month 8	Month 9	Month 10	Month 11	Month 12	Total
Demand & Energy														
Units Received	[MkWh]	125	114	127	137	125	127	125	127	137	141	125	126	1,536
MDI	[MW]	309	343	347	362	359	357	359	368	401	409	365	415	4,394
Energy Purchase Price	[Rs/ kWh]	7.74	7.01	7.02	7.36	7.74	7.01	7.02	7.02	7.02	7.01	7.01	7.35	7.19
Capacity Purchase Price	[Rs/ kW/ M]	970	954	1,073	1,082	1,090	1,037	1,085	1,113	1,180	1,182	1,087	1,028	90
Transmission Charge	[Rs/ kW/ M]	102.43	102.43	102.43	102.43	102.43	102.43	102.43	102.43	102.43	102.43	102.43	102.43	8.547
Power Purchase Cost														
Energy Charge	[Min Rs]	970	797	895	1,009	967	890	878	892	962	988	876	926	11,051
Capacity Charge	[Min Rs]	300	327	372	392	391	370	389	410	473	483	397	427	4,731
Transmission Charge	[Min Rs]	32	35	36	37	37	37	37	38	41	42	38	43	451
Adjustment **	[Min Rs]													
Total Operating Cost	[Min Rs]	1,302	1,160	1,302	1,438	1,395	1,297	1,304	1,339	1,476	1,514	1,311	1,395	16,233

Energy Charge	Rs / Kwh	7.74	7.01	7.02	7.36	7.74	7.01	7.02	7.02	7.02	7.01	7.01	7.35	7.19
Capacity Charge	Rs / Kwh	2.39	2.88	2.92	2.86	3.13	2.91	3.12	3.23	3.45	3.43	3.17	3.39	3.08
Transmission Charge	Rs / Kwh	0.25	0.31	0.28	0.27	0.29	0.29	0.29	0.30	0.30	0.30	0.30	0.34	0.29
Total	Rs / Kwh	10.38	10.20	10.23	10.49	11.16	10.21	10.43	10.54	10.77	10.74	10.49	11.07	10.56

CHIEF EXECUTIVE OFFICER
FAIA TESCO Peshawar

FORM - 7

Distribution Company

Line Losses (Test Year)

2013-14

		Month 1	Month 2	Month 3	Month 4	Month 5	Month 6	Month 7	Month 8	Month 9	Month 10	Month 11	Month 12	Total
		Actual	Actual	Actual	Actual	Actual	Actual	Actual	Actual	Actual	Actual	Actual	Actual	Actual
Power Balances														
Units Received	[MkWh]	137.3	154.0	159.1	173.3	169.6	152.5	133.6	124.1	135.0	120.1	106.8	106.0	1,671.3
Units Sold	[MkWh]	111.9	122.1	131.4	140.2	138.3	126.4	108.6	104.6	111.4	97.1	86.4	86.9	1,365.3
Units Lost	[MkWh]	25.40	31.84	27.76	33.07	31.29	26.08	24.97	19.55	23.57	23.00	20.33	19.16	306.02
Units Lost	[%age]	18.50	20.68	17.44	19.08	18.45	17.11	18.70	15.75	17.46	19.15	19.04	18.07	18.31
Technical Losses	[%age]	0%	0%	0%	0%	0%	0%	0%	0%	0%	0%	0%	0%	0%
Administrative Losses	[%age]	0%	0%	0%	0%	0%	0%	0%	0%	0%	0%	0%	0%	0%
Technical Losses at Different Levels														
Transmission Losses 1	[%age]	0%	0%	0%	0%	0%	0%	0%	0%	0%	0%	0%	0%	0%
11 kV Losses	[%age]	0%	0%	0%	0%	0%	0%	0%	0%	0%	0%	0%	0%	0%
LT Losses	[%age]	0%	0%	0%	0%	0%	0%	0%	0%	0%	0%	0%	0%	0%
Total Technical Losses	[%age]	0%	0%	0%	0%	0%	0%	0%	0%	0%	0%	0%	0%	0%

19.06

FORM - 7 (A)

Distribution Company

Line Losses * (Projected)

2014-15

		Month 1	Month 2	Month 3	Month 4	Month 5	Month 6	Month 7	Month 8	Month 9	Month 10	Month 11	Month 12	Total
Power Balances														
Units Received	[MkWh]	151.0	169.4	175.1	190.6	186.5	167.7	146.9	136.5	148.5	132.1	117.4	116.6	1,838.5
Units Sold	[MkWh]	123.1	134.3	144.5	154.3	152.1	139.0	119.4	115.0	122.6	106.8	95.1	95.6	1,501.9
Units Lost	[MkWh]	27.94	35.02	30.54	36.38	34.42	28.69	27.47	21.51	25.93	25.30	22.36	21.08	336.62
Units Lost	[%age]	18.50	20.68	17.44	19.08	18.45	17.11	18.70	15.75	17.46	19.15	19.04	18.07	18.31
Technical Losses	[%age]	0%	0%	0%	0%	0%	0%	0%	0%	0%	0%	0%	0%	0%
Administrative Losses	[%age]	0%	0%	0%	0%	0%	0%	0%	0%	0%	0%	0%	0%	0%
Technical Losses at Different Levels														
Transmission Losses 1	[%age]	0%	0%	0%	0%	0%	0%	0%	0%	0%	0%	0%	0%	0%
11 kV Losses	[%age]	0%	0%	0%	0%	0%	0%	0%	0%	0%	0%	0%	0%	0%
LT Losses	[%age]	0%	0%	0%	0%	0%	0%	0%	0%	0%	0%	0%	0%	0%
Total Technical Losses	[%age]	0%	0%	0%	0%	0%	0%	0%	0%	0%	0%	0%	0%	0%

* Where actual figures are available, these should be replaced by the actual figures.

CHIEF EXECUTIVE OFFICER
DATA TESCO Peshawar.

FORM - 8

Operational and Technical Information

TESCO load factors on yearly basis

29.2%

NTDC/DISCO Delivery Points metering accuracy

80.00%

TESCO metering accuracy

(No meterization as yet in R/O each consumers)

For all customers (residential, commercial, industrial, etc.)

Estimated High Voltage Transmission lines losses (132 kV)

4.00%

CHIEF ENGINEER
FAIR TESCO TOSAWAR.

Tribal Electric Supply Company (TESCO)

Average Rate per Unit Purchased and Sold
- Weighted Average Cost per Unit Sold to Customers

Use of System Charges (NTDC)

	(Table 11 - 11.16)	102.430
Estimated Average Rate		366
Estimated Maximum Demand Indicator (MDI)	(Table 11 - 11.17)	12.00
Number of Months (Fiscal Year)		450
Estimated Use of System Charges = $(10.02 \times 10.03 \times 10.04)$		

Fixed/Capacity Charge

	(Table 11 - 11.33)	1,076.77
Estimated Average Rate		366
Estimated MDI	Form 6 (A)	12.00
Number of Months (Fiscal Year)		4,731
Estimated	#VALUE!	

Energy Charge

	(Table 11 - 11.33)	7.19
Estimated Average Energy Charge		1,536
Estimated Energy Purchase for Fiscal Year		11,051
Estimated Energy Charges = (10.12×10.13)		
		16,231
Estimated Power Purchase Price = $(10.05 + 10.10 + 10.14)$		
		10.56
Average Rate per Unit Purchased = $(10.15 / 10.13)$		
		1,182
Estimated Energy Sold		13.73
Average Energy Rate per Unit Sold = $(10.15 / 10.17)$		
		3,535
Distribution Margin		2.99
Distribution Margin per Unit Sold = $(10.19 / 10.17)$		
		43
TFCs Interest charges		0.04
TFCs Interest charges per unit sold		16.76
Total Cost per Unit Sold to Customers = $(10.20 + 10.18)$		
Estimated Revenue from Energy Sold $(10.15 + 10.19)$		
Prior Period Adjustment (Uncovered Costs)		
		16.76
Required Estimated Revenue from Energy Sold $(10.22 + 10.23)$		

Submitting Quarterly Petitions, this form should be submitted with actual amounts of previous quarters
rejected figures of next quarter.

in the forms should be substantiated with the forms below

CHIEF OF OFFICE
Tribal Electric Supply Company
WY

Table 11 - CPPA Charges: Use of System, Capacity and Energy

11.01 Use of System Charges (NTDC)

1000

			Demand	Fixed Use of	Fixed Use of	Energy	Variable	Variable Use of	Sum Use of
	Month	Year	[kW]	System Rate	System Charges	[kWh]	Use of	System	System Charges
	1	2	3	[Rs/kV]	[Rs]	6	Rate	Charges	Charges
				4	5 = 3 x 4		[Rs/kWh]	[Rs]	[Rs]
							7	8 = 6 x 7	9
11.04	Jul		309,000	102.430	31,650,870	125,396,000	-	-	31,650,870.00
11.05	Aug		343,000	102.430	35,133,490	113,741,000	-	-	35,133,490.00
11.06	Sep		347,000	102.430	35,543,210	127,359,000	-	-	35,543,210.00
11.07	Oct		362,000	102.430	37,079,660	136,990,000	-	-	37,079,660.00
11.08	Nov		359,000	102.430	36,772,370	125,000,000	-	-	36,772,370.00
11.09	Dec		359,000	102.430	36,772,370	127,000,000	-	-	36,772,370.00
11.10	Jan		357,000	102.430	36,567,510	125,000,000	-	-	36,567,510.00
11.11	Feb		368,000	102.430	37,694,240	127,000,000	-	-	37,694,240.00
11.12	Mar		401,000	102.430	41,074,430	137,000,000	-	-	41,074,430.00
11.13	Apr		409,000	102.430	41,893,870	141,000,000	-	-	41,893,870.00
11.14	May		365,000	102.430	37,386,950	125,000,000	-	-	37,386,950.00
11.15	Jun		415,000	102.430	42,508,450	126,000,000	-	-	42,508,450.00
11.16			4,394,000	102.430	450,077,420	1,536,486,000	-	-	450,077,420
11.17	Avg per month [MW]		366.17		Avg per month [MWh]				128,040.50

11.18 Capacity and Energy

			Capacity	Energy	Sum of all	Use Of System	Capacity	Energy	Final Rate
	Month	Year	Charge	Charge	Charges	Rate per kWh	Rate per kWh	Rate per kWh	per kWh
	1	2	[Rs]	[Rs]	[Rs]	[Rs/kWh]	[Rs/kWh]	[Rs/kWh]	[Rs/kWh]
			11	12	13 = 9+11+12	14 = 9 / 6	15 = 11 / 6	16 = 12 / 6	17 = 13 / 6
11.21	Jul		299,724,129	970,217,066	1,301,592,065.10	0.25	2.39	7.74	10.38
11.22	Aug		327,112,926	797,389,015	1,159,635,430.89	0.31	2.88	7.01	10.20
11.23	Sep		372,331,000	894,569,616	1,302,443,826.00	0.28	2.92	7.02	10.23
11.24	Oct		391,684,000	1,008,753,263	1,437,516,923.00	0.27	2.86	7.36	10.49
11.25	Nov		391,246,457	967,153,125	1,395,171,952.00	0.29	3.13	7.74	11.16
11.26	Dec		370,047,279	890,342,136	1,297,161,785.00	0.29	2.91	7.01	10.21
11.27	Jan		389,461,150	878,000,000	1,304,028,660.00	0.29	3.12	7.02	10.43
11.28	Feb		409,756,592	891,540,000	1,338,990,832.00	0.30	3.23	7.02	10.54
11.29	Mar		473,225,353	961,740,000	1,476,039,783.10	0.30	3.45	7.02	10.77
11.30	Apr		483,442,908	988,490,088	1,513,826,866.00	0.30	3.43	7.01	10.74
11.31	May		396,677,985	876,250,000	1,310,314,935.00	0.30	3.17	7.01	10.48
11.32	Jun		426,620,000	926,100,000	1,395,228,450.00	0.34	3.39	7.35	11.07
11.33			4,731,329,779	11,050,544,309	16,231,951,508	0.29	3.08	7.19	10.56
11.34	Avg Cap. Charge =		1076.77						

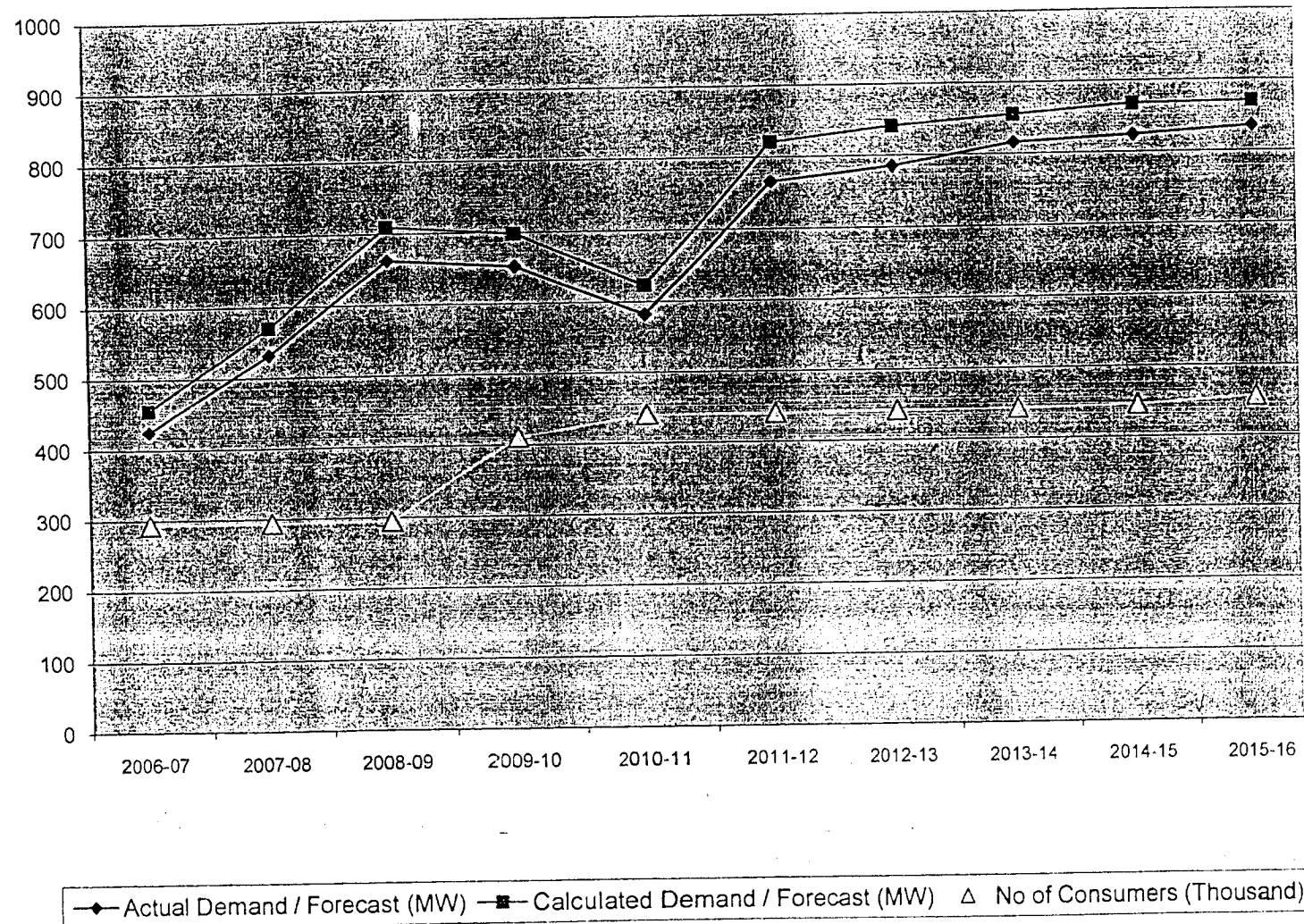

CHIEF EXECUTIVE OFFICER
FATA TESCO


Demand (Actual & Calculated)

Fiscal Year	Actual Demand / Forecast (MW)	Change (MW)	Calculated Demand / Forecast (MW)	Change (MW)	No of Consumers (Thousand)	Change (Thousand)
2006-07	425 / 438	13	447 / 455	9	293.32	
2007-08	532 / 548	16	559 / 570	11	293.82	0.5
2008-09	662 / 682	20	695 / 709	14	294.64	0.82
2009-10	652 / 672	20	685 / 698	13	410.96	29.06
2010-11	582 / 599	17	611 / 623	12	440.02	0.08
2011-12	766 / 789	23	805 / 821	16	440.10	1.27
2012-13	785 / 809	24	825 / 841	16	441.37	0.12
2013-14	653/673	20	687/701	14	441.49	0.23
2014-15	681		713		441.72	
2015-16	709		723		441.92	

km
CHIEF EXECUTIVE OFFICER
FATA TESCO Peshawar.


Demand Actual / Forecasted & No of Consumers




CHIEF EXECUTIVE OFFICER
 FATA TESCO Peshawar.

Table/Graph 14 - Sold Energy Evaluation and Setting up Sold Energy Average

Month	Sold (MWh)	months moving average
Jul-09	141	138
Aug-09	136	137
Sep-09	148	137
Oct-09	142	138
Nov-09	153	140
Dec-09	160	141
Jan-10	122	143
Feb-10	140	143
Mar-10	139	143
Apr-10	130	142
May-10	168	140
Jun-10	181	143
Jul-10	150	147
Aug-10	126	147
Sep-10	148	147
Oct-10	170	147
Nov-10	169	149
Dec-10	154	150
Jan-11	140	150
Feb-11	136	151
Mar-11	153	151
Apr-11	136	152
May-11	128	153
Jun-11	126	149
Jul-11	129	145
Aug-11	133	143
Sep-11	144	144
Oct-11	109	143
Nov-11	158	138
Dec-11	144	137
Jan-12	120	136
Feb-12	111	135
Mar-12	119	132
Apr-12	106	130
May-12	108	127
Jun-12	86	125
Jul-12	118	122
Aug-12	121	121
Sep-12	132	120
Oct-12	144	119
Nov-12	142	122
Dec-12	97	121
Jan-13	79	117
Feb-13	73	114
Mar-13	107	110
Apr-13	94	109
May-13	93	108
Jun-13	96	107
Jul-13	137	108
Aug-13	154	110
Sep-13	159	112
Oct-13	173	115
Nov-13	170	117
Dec-13	152	119
Jan-14	134	124
Feb-14	124	129
Mar-14	135	133
Apr-14	120	135
May-14	107	137
Jun-14	106	138



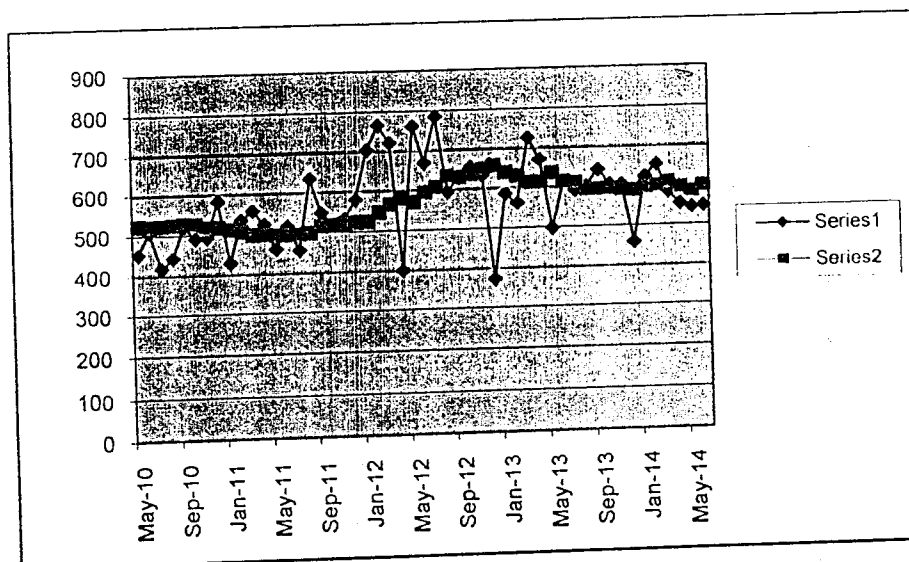
um
CHIEF EXECUTIVE OFFICER
ATA TESCO Peshawar,

136 Average Sold Energy for last 12 months
1535 Assumed Average Load for next Fiscal Year

Table/Graph 13 - Load Growth Evaluation and Setting up Load Average

12
months
Load moving
average

Month	[MWh]	
May-10	453	524
Jun-10	508	522
Jul-10	417	524
Aug-10	443	526
Sep-10	522	528
Oct-10	491	526
Nov-10	493	517
Dec-10	582	518
Jan-11	428	512
Feb-11	534	507
Mar-11	557	499
Apr-11	523	499
May-11	461	496
Jun-11	618	497
Jul-11	457	497
Aug-11	635	501
Sep-11	548	517
Oct-11	518	519
Nov-11	532	521
Dec-11	579	524
Jan-12	704	524
Feb-12	766	547
Mar-12	722	567
Apr-12	400	580
May-12	762	570
Jun-12	669	595
Jul-12	785	608
Aug-12	594	635
Sep-12	630	632
Oct-12	655	638
Nov-12	634	650
Dec-12	372	658
Jan-13	585	641
Feb-13	562	631
Mar-13	727	614
Apr-13	672	615
May-13	497	637
Jun-13	615	615
Jul-13	590	611
Aug-13	602	594
Sep-13	642	595
Oct-13	605	596
Nov-13	604	592
Dec-13	459	589
Jan-14	623	597
Feb-14	653	600
Mar-14	583	607
Apr-14	552	595
May-14	543	585
Jun-14	546	598



620 Load Average for last 12 months

7,434 Average Load for next Fiscal Year

CHIEF EXECUTIVE OFFICER
RATA TESCO Peshawar.

Asset register as the year ended at date 30-06-2015

No.	Description	Cost			Accumulated Depreciation			Book Value as at June 30, 2015
		As at July 01, 2014	Addition/deletions	As at June, 30 2014	As at July 01, 2013	Changes during the Year	As at June, 30 2014	
A.	Land							
1	Freehold	10,242,946		10,242,946			-	10,242,946
2	Leasehold						-	
	Total	10,242,946	-	10,242,946	-	-	-	10,242,946
B.	Buildings							
1	Residential Buildings	23,489,329	12,000,000	35,489,329	3,523,399	469,787.00	3,993,186.00	31,496,140
2	Non-Residential Buildings	87,623,197	15,000,000	102,623,197	13,143,480	1,752,464.00	14,895,944.00	87,727,250
3	GSO Buildings	90,085,939		90,085,939	21,555,387	1,801,719.00	23,357,106.00	66,728,830
	Total	201,198,465	27,000,000	228,198,465	38,222,266	4,023,970	42,246,236	185,952,229
C.	Sub Transmission							
1	132 KV Sub Transmission Lines	369,546,421	14,300,000	383,846,421	219,880,121	12,934,125	232,814,246	151,032,170
	66 kv sub transmission line		9,000,000	9,000,000				9,000,000
	Total	369,546,421	23,300,000	392,846,421	219,880,121	12,934,125	232,814,246	160,032,170
D.	Grid Station							
1	132 KV Grid Station	251,088,163	112,500,000	363,588,163	148,737,899	8,726,586	155,463,485	208,124,600
2	66 KV Grid Station	248,169,613	60,000,000	308,169,613	145,327,899	8,748,436	154,076,335	154,093,200
3								
	Total	499,257,776	172,500,000	671,757,776	292,065,798	17,474,022	309,539,820	362,217,900
E.	11 KV Distribution Equipments	2,168,027,578		2,168,027,578	1,376,697,512	55,935,112	1,432,632,624	735,394,900
1	11 KV Poles							
2	11KV Line	768,595,582	18,800,000	787,395,582	82,078,666	26,900,845	108,979,511	678,416,000
3	Distribution Transformer	447,061,507	30,050,000	477,111,507	47,695,456	15,647,153	63,342,609	413,768,800
	Total	3,383,684,667	48,850,000	3,432,534,667	1,506,471,634	98,483,110	1,604,954,744	1,827,579,900
F.	LT Distribution Equipments							
1	LT Poles							
2	440 LT Distribution Line	805,198,554	95,500,000	900,698,554	87,258,393	28,181,949	115,440,342	785,258,000
3	220 LT Distribution Line							
	Underground conduct	964,292		964,292	612,325	33,750	646,075	318,000
4	KWh Meters & Service Cable	1,360,379	1,690,000	3,050,379	863,840	47,613	911,453	2,138,000
5	Misc. Equipment	2,388,601	1,930,000	4,318,601	1,517,036	83,638	1,600,672	2,718,000
	Total	809,912,826	99,120,000	909,032,826	90,251,594	28,346,948	118,598,542	790,434,000
G.	Vehicles							
1	132/66/33 KV GSO Vehicles		50,000,000	50,000,000				50,000,000
2	Vehicles	79,538,515	30,850,000	110,388,515	70,100,295	7,953,852.00	78,054,147	32,334,000
	Total	79,538,515	80,850,000	160,388,515	70,100,295	7,953,852	78,054,147	82,334,000
H.	Detail of General Plant Assets							
1	Computer Equipment	1,807,495	2,425,000	4,232,495	922,265	180,750.00	1,221,685	3,010,000
2	Furniture	737,255	1,335,000	2,072,255	407,313	73,726.00	554,765	1,517,000
3	store Equipment	20,453,452	18,200,000	38,653,452	2,629,687	2,045,345.00	4,675,032	33,978,000
5	Misc. Equipment	12,086,139	10,970,000	23,056,139	7,187,301	1,208,614.00	8,395,915	14,660,000
	Total	35,084,341	32,930,000	68,014,341	11,140,566	3,508,435	14,847,397	53,166,000
	Grand Total	5,388,465,957	484,550,000	5,873,015,957	2,228,138,274	172,724,462	2,401,055,132	3,471,960,000

CHIEF EXECUTIVE OFFICER
FATA TESCO Reshawa

32 **Tribal Electric Supply Company (TESCO)**

FORM - 14		Actual	Projected
		2013-14	2014-15
Aging of Accounts Receivables as on 30th June			
Outstanding for current year	Rs In Million	55	61
Outstanding for more than 1 year	Rs In Million	46	50
Outstanding for more than 2 years	Rs In Million		
Outstanding for more than 3 years	Rs In Million	27,403	30,143
Outstanding for more than 4 years	Rs In Million		
Outstanding for more than 5 years	Rs In Million		
Total Receivables as on June 30-6-2013	Rs In Million	27,504	30,254

46

CHIEF EXECUTIVE OF
FATA TESCO Peshawar

Tribal Electric Supply Company (TESCO)

Operating Cost

		2013-14	2014-15
		actual	Projected
A Power Purchase Cost			
Energy Charge	[Mln Rs]	14,490	11,051
Capacity Charge	[Mln Rs]	4,643	4,731
Transmission Charge	[Mln Rs]	435	451
Adjustment *	[Mln Rs]		
Total Power Purchase Cost	[Mln Rs]	19,567	16,233

* Provide the detail of adjustment

B Operation & Maintenance *

Employees Cost **

Salaries, Wages & Benefits	[Mln Rs]	501	590
Retirement Benefits	[Mln Rs]	75	92
Total Employees Cost	[Mln Rs]	576	682
Bad debts	[Mln Rs]	2,906	2,267
Repair & Maintenance	[Mln Rs]	17	19
Travelling	[Mln Rs]	19	22
Transportation	[Mln Rs]	20	22
Management Fee	[Mln Rs]	10	10
Wheeling charges	[Mln Rs]	1,278	1,182
Total O&M	[Mln Rs]	4,827	4,204

C Depreciation & Amortization

Depreciation	[Mln Rs]	173	173
Amortization of Leased Assets	[Mln Rs]		
Total	[Mln Rs]	173	173

D Provision for Bad Debts

Provision for bad debts *	[Mln Rs]	2,906	2,267
Bad debts written off	[Mln Rs]		

* Basis of this provision should be elaborated

CHIEF EXECUTIVE OFFICER
FATA TESCO Peshawar

Tribal Electric Supply Company (TESCO)

Distribution Margin Comparison

	NEPRA	Projected	Projected
	2013-14 determin	2014-15	2014-15
O&M Expenses	669	754	754
Increase in %		11%	11%
Depreciation	172	173	173
RORB	324	399	399
wheeling charges	1,851	1,419	1182
Other Income	(1,362)	-	-1239
Distribution Margin	1,654	2,744	1268.458
Energy Sold	1,662	1,419	1182.077
DM per unit	1.00	1.93	1.073076
DM per unit increase		94.3%	7.3%

CHIEF EXECUTIVE OFFICER
FATA TESCO Pesbawak

Tribal Electric Supply Company

Financial Charges

	FY 2013-14	FY 2014-15
	Actual	Projected
A Long Term Loans		
GOP loans	33	38
Foreign Loans	3	5
Bonds	-	-
TFCs	-	-
Others	-	-
Total	36	43
B Short Term Loan		
Running Finance	-	-
Short Term Loan	-	-
Others	-	-
Total	-	-
C Total Financial Charges (A+B)	36	43

CHIEF EXECUTIVE OFFICER
FATA TESCO Peshawar

Tribal Electric Supply Company (TESCO)

RORB Calculation

		Audited 2010-11	Audited 2011-12	actual 2012-13	Projected 2013-14	actual 2013-14	projected 2014-15
A	Gross Fixed Assets in Operation - Opening Bal	[Min Rs] 4,246	4,465	4,714	4,927	4,927	5,388
B	Addition in Fixed Assets	[Min Rs] 220	249	213	268	461	484
C	Gross Fixed Assets in Operation - Closing Bal	[Min Rs] 4,465	4,714	4,927	5,195	5,388	5,872
D	Less: Accumulated Depreciation	[Min Rs] 1,734	1,895	2,056	2,261	2,228	2,400
E	Net Fixed Assets in Operation	[Min Rs] 2,731	2,819	2,871	2,934	3,160	3,472
F	Add: Capital Work In Progress - Closing Bal	[Min Rs] 1,830	2,279	2,744	3,018	2,599	2,728
G	Investment in Fixed Assets	[Min Rs] 4,561	5,098	5,615	5,952	5,759	6,200
H	Less: Deferred Credits	[Min Rs] 1,872	1,976	2,084	2,626	2378	2,496
I	Regulatory Assets Base	[Min Rs] 2,689	3,122	3,531	3,326	3,381	3,704
J	Average Regulatory Assets Base	[Min Rs] 2,332	2,689	3,327	3,428	3,354	3,543
	Rate of Return	[%age] 11.25%	11.25%	11.25%	11.25%	11.25%	11.25%
	Return on Rate Base	[Min Rs] 262	303	374	386	377	399

CHIEF EXECUTIVE OFFICER

Tribal Electric Supply Company (TESCO)

Asstt

TRIBAL AREAS ELECTRICITY SUPPLY COMPANY

Revenue Requirement

		Period		2014-15
		Determined	Actual	Projected
A	Power Purchase Price [Mln Rs]	22,696	19,574	16,233
B	DM			
	O&M [Mln Rs]	669	642	754
	provision of bad debts [Mln Rs]		2,906	2,267
	Depreciation [Mln Rs]	172	173	173
	Wheeling Charges	1,851	1,278	1,182
	RORB [Mln Rs]	324	377	399
	Other Income [Mln Rs]	(1,362)	(1,238)	(1,239)
	Impact of Disallowed Losses [Mln Rs]	-	-	-
	Total DM [Mln Rs]	1,654	4,138	3,535
C	Wheeling Charges Income (TESCO) [Mln Rs]			
D	Revenue Requirement (A+B+C) [Mln Rs]	24,350	23,712	19,768
E	Financial Charges [Mln Rs]		38	43
F	Less/ (Excess) Recovery PYA [Mln Rs]			
G	Total Revenue Requirement (D+E+F) [Mln Rs]	24,350	23,750	19,811

FORM - 20 (A)

Revenue Requirement (per unit sold)

		Period		2014-15
		Determined	Actual	Projected
A	Power Purchase Price [Rs/ kWh]	14	14.33	13.7
B	DM			
	O&M [Rs/ kWh]	0.403	0.47	0.638
	Depreciation [Rs/ kWh]	0.103	0.13	0.146
	provision of bad debts		2.13	1.918
	Wheeling Charges	1.114	0.94	1.000
	RORB [Rs/ kWh]	0.195	0.28	0.337
	Other Income [Rs/ kWh]	(0.819)	(0.91)	(1.05)
	Total DM [Rs/ kWh]	0.995	3.030	2.991
D	Revenue Requirement (A+B+C) [Rs/ kWh]	14.65	17.362	16.723
E	Financial Charges		0.03	0.036
F	Less/ (Excess) Recovery PYA [Rs/ kWh]	-	-	-
G	Total Revenue Requirement (D+E+F) [Rs/ kWh]	14.651	17.393	16.760

CHIEF EXECUTIVE OFFICER
FATA TESCO Peshawar

Tribal Electric Supply Company (TESCO)

Feeder X	Feeder X	Feeder X	Feeder X	Overall Losses
----------	----------	----------	----------	----------------

Feeder wise Losses

Existing Level of Losses	
Losses previous year / qrt	
Investment carried out last year / qrt	
Objective committed last year / qrt	
Actual Results achieved after investments	

Investment Requested for the year / quarter	
Objective (reduction in losses / maintenance of existing level of losses)	
Projected losses for the control period	

The losses shall be submitted separately for Sub- Transmission System (132 KV - 33KV System) and Distribution System (11 KV & below)

Emy
CHIEF EXECUTIVE OFFICER
 F-1A TESCO reshawar.

Interest on Development Loans

Rs. Million

leg

HUFF EXECUTIVE OFFICE
DATA TESCO Resham

TRIBAL AREAS ELECTRICITY SUPPLY COMPANY

BONDS

Particulars	Interest Rate	FY 2011-12			
		Opening Balance	Redemption	Closing Balance	Interest Charges
		NIL			

Ally
 CHIEF EXECUTIVE OFFICE
 BPA TESCO Resnawar.

Tribal Electric Supply Company (TESCO)

INVESTMENT PLAN

Development Program has been projected as under:

GROSS	Rs. In Million	
	2013-14	2014-15
	Actual	Projected
Capital Contribution	145	129
Deposit Work	461	484
RE		
Installation of TOU / AMR Meters		
STG		
Total investment	606	613

47
TEEP EXECUTIVE OFFICE
2274 TESCO Resnawar.

TRIBAL AREAS ELECTRICITY SUPPLY COMPANY

Provision for Tax

Rs. Million

Sr. No.	Provision for Tax allowed	projected tax due during the FY				Total
		1st Qrt	2nd Qrt	3rd Qrt	4rth Qrt	
	Provision for Tax					
		-	-	-	-	-

OFF EXECUTIVE OF
THE TULSA COUNTY

Tribal Electric Supply Company (TESCO)

Distribution Margin

Description	Rs. In Million
	Fy 2014-15 Projected
O & M Expenses	1936
Provision for Bad Debts	2267
Depreciation	173
RORB	399
Gross DM	4774
Less: Other Income	1239
Net DM	3535

Wg
CHIEF EXECUTIVE OFFICER
FATA TESCO Peshawar.

Tribal Electric Supply Company (TESCO)

STATEMENT OF REVENUE REQUIREMENT

DESCRIPTION		FY 2014-15 Projected
Power Purchase Price	Rs. Min	16232.942
Distribution Margin	Rs. Min	3535.340
Financial Charges	Rs. Min	42.996
Total	Rs. Min	19811.278
Sale of units	MKwh	1182.077
Average Tariff	Rs./Kwh	16.760

Signature
CHIEF EXECUTIVE OFFICER
FAIA TESCO Peshawar.

Tribal Electric Supply Company (TESCO)

Profit & Loss Statement Assesment Slab

		2013-14 actual	2014-15 Projected
Power Balances			
Units Received	[MkWh]	1,758	1536
Units Lost	[MkWh]	392	354
Units Lost	[%age]	22%	23%
Units Sold	[MkWh]	1366	1182
Revenue			
Sales Revenue	[Mln Rs]	12,992	19810
Subsidy	[Mln Rs]		
Fuel Price Adjustment	[Mln Rs]		
Total Sales Revenue	[Mln Rs]	12,992	19810
Rental & Service Income	[Mln Rs]	1,056	1059
Amortization of Def Credits	[Mln Rs]	118	76
Other Income	[Mln Rs]	63	104
Total Revenue	[Mln Rs]	14,229	21049
Wheeling Charges Income (TESCO)	[Mln Rs]		
Operating Cost			
Power Purchase Cost	[Mln Rs]	19,574	16233
Wheeling Charges	[Mln Rs]	1,278	1182
O&M Expenses	[Mln Rs]	642	754
Depreciation	[Mln Rs]	173	173
Amortization	[Mln Rs]		
Provision for Bad Debt	[Mln Rs]	2,906	2267
Total Operating Cost	[Mln Rs]	24,573	20609
EBIT	[Mln Rs]	(10,343)	441
Financial Charges	[Mln Rs]	(38)	-43
EBT	[Mln Rs]	(10,381)	398
Tax	[Mln Rs]		
EAT	[Mln Rs]	(10,381)	398
WPPF	[Mln Rs]		
Profit for the period	[Mln Rs]	(10,381)	398


 CHIEF EXECUTIVE OF
 BATA TESCO POS.

47

Tribal Electric Supply Company (TESCO)

RETURN ON RATE BASE

Description	Rupees in Million
	FY 2014-15 Projected
Gross Fixed Assets In Operation-Opening Balance	5388.473
Addition in Fixed Assets	484.000
Gross Fixed Assets In Operation-Closing Balance	5872.473
Less Accumulated Depreciation	2400
Net Fixed Assets in Operation	3472.473
Add: Capital Work in Progress-Closing Balance	2728
Investment in Fixed Assets	6200.473
Less Deferred Credits	2496
Regulatory Assets Base	3704.473
Average Regulatory Assets Base	3542.7455
Rate of Return	11.25%
Return on Rate Base	398.559

my

CHIEF EXECUTIVE OFFICER
PATA TESCO Teshawar.

Distribution Company: TESCO
Existing & Proposed Tariff Statement
(Monthly, Quarterly as well as Consolidated)

Description	NEPRA Existing Tariff			Proposed New Tariff			Difference	
	MDI Charged	Sales	Sales Mx	Fixed Charge	Variable Charge	Fixed Charge	Variable Charge	Variable Charge
	(KW)	(MkWh)	(%age)	(Rs/kW/M)	(Rs/kWh)	(Rs/kW/M)	(Rs/kWh)	(Rs/kWh)
Residential - A1 Sanctioned Load Less Than 5Kw	-	0.00	0.00	-	3.00	-	4.00	1.00
UPTO-50 Units per month	-	2.13	2.03	-	-	-	-	-
Consumption Exceeding 50 Units	-	0.00	0.00	-	-	-	-	-
1-100 Units P/M	-	19.47	18.55	-	11.15	-	14.40	3.25
101-300 Units P/M	-	20.15	19.19	-	15.50	-	16.20	0.70
301-700 Units P/M	-	22.26	21.20	-	17.50	-	17.50	-
ABOVE 700 Units	-	19.39	18.44	-	19.50	-	18.10	(1.40)
Time of Day (TOD - Peak) For Load 5Kw & Above	-	0.00	0.00	-	11.60	-	14.60	3.00
Time of Day (TOD - Off-Peak) For Load 5Kw & Above	-	0.00	0.00	-	19.50	-	19.50	-
Temporary E-1 (I) Residential Supply	-	0.00	0.00	-	-	-	-	-
TOTAL DOMESTIC	-	90.23	85.93	-	14.44	-	18.48	2.02
Commercial - A2	-	0.00	0.00	-	-	-	-	-
For Load Less 5KW	58	0.88	0.84	-	19.50	-	20.00	0.50
For Load requirement 5KW & Above	2	0.00	0.00	17	17.00	400	20.00	383.00
Time of Day (TOD - Peak)	-	0.00	0.00	-	-	-	20.50	20.50
Time of Day (TOD - Off-Peak)	-	0.00	0.00	400	11.50	400	15.50	4.00
Temporary E-1(ii) Commercial Supply	-	0.00	0.00	-	-	-	20.50	20.50
TOTAL COMMERCIAL	60.00	0.89	0.84	0.00	19.49	0.00	20.00	0.51
INDUSTRIAL	-	0.00	0.00	-	0.00	-	-	-
B-1 upto 25 Kw (at 400/230 VOLTS)	-	1.28	1.20	-	15.50	-	18.00	2.50
B-1b (09) T Peak	-	0.00	0.00	-	17.00	-	20.50	3.50
B-1b (09) T Off Peak	-	0.00	0.00	-	-	-	15.50	15.50
B-2(a) exceeding 25-500 Kw (at 400 Volts)	7,382	2.23	2.13	15	14.50	400	16.50	2.00
B-2(b) -TOD (Peak) exceeding 25-500 Kw (at 400 Volts)	-	0.00	0.00	-	-	-	21.50	21.50
B-2 -TOD (off-peak) exceeding 25-500 Kw (at 400 Volts)	-	0.00	0.00	-	-	-	16.30	16.30
B-3 TOD (peak) (for all loads upto 5000 Kw at 11, 33 KV)	-	0.00	0.00	-	-	-	21.50	21.50
B-3 - TOD (off-peak)	14,864	4.00	3.81	11	11.30	380	17.00	5.70
B-4 TOD (peak) (for all loads at 66, 132 KV & Above)	-	0.00	0.00	-	-	-	-	-
B-4 TOD (off-peak)	-	0.00	0.00	-	17.00	-	-	(17.00)
Temporary E-2 Industrial Supply	-	0.00	0.00	-	-	-	-	-
TOTAL INDUSTRIAL	22,246.00	7.49	7.13	0.04	12.98	1.15	17.02	4.06
Single Point Supply (Bulk)	-	0.00	0.00	-	0.00	-	-	-
C-1 (a) Sanctioned Load Less than 5Kw	2	0.00	0.00	-	16.50	-	18.50	2.00
C-1 (b) Sanctioned Load 5Kw & upto 500 Kw	2,753	0.68	0.64	16	15.50	400	18.00	2.50
Bulk Supply C-1(c) for supply at 400/230 Volts 5Kw & upto 500 Kw Peak	-	0.00	0.00	-	-	-	-	-
Bulk Supply C-1(c) (TOD) Off-Peak	-	0.00	0.00	-	-	-	-	-
C-2 (a) 11/33 KV upto & Including 5000 Kw	-	0.00	0.00	-	-	-	-	-
Bulk Supply C-2(b) (TOD) Peak 11/33 KV upto & Including 5000 Kw	-	0.00	0.00	-	-	-	-	-
Bulk Supply C-2(b) (TOD) Off-Peak 11/33 KV upto & Including 5000 Kw	-	0.00	0.00	-	-	-	-	-
Bulk Supply C-3 (b) (TOD) Peak at 66 Kv & above & sanctioned load above 5000 Kw	-	0.00	0.00	-	-	-	-	-
Bulk Supply C-3 (b) (TOD) Off-Peak at 66 Kv & above & sanctioned load above 5000 Kw	-	0.00	0.00	-	-	-	-	-
TOTAL BULK SUPPLY	2,756.00	0.68	0.66	0.08	16.61	1.62	18.00	1.84
AGRICULTURAL T-Well - Tariff D	-	0.00	0.00	-	-	-	-	-
D-1(a) Scarp / Agri. Less than 5KW	-	2.00	1.91	-	14.30	-	18.00	3.7
D-2 Agri TWell	72,184	3.71	3.53	13	16.00	120	17.00	1.0
D-1 (b) - Peak Scarp & Agricultural 5KW & Above	-	0.00	0.00	-	-	-	20.50	20.5
D-1 (b) Off-Peak Scarp & Agricultural 5KW & Above	-	0.00	0.00	-	-	-	13.30	13.3
TOTAL AGRICULTURAL TWell	72,184.00	5.71	5.44	0.20	15.40	1.52	17.35	1.9
Public Lighting - Tariff-G	-	0.00	0.00	-	-	-	-	-
Residential Colony att. to Industrial - H	-	0.00	0.00	-	-	-	-	-
K (AJK)	-	0.00	0.00	-	-	-	-	-
Time of Day (TOD - Peak)	-	0.00	0.00	-	-	-	-	-
Time of Day (TOD - Off-Peak)	-	0.00	0.00	-	-	-	-	-
Rawat Lab	-	0.00	0.00	-	-	-	-	-
Company Total	97,245	105	100	0.01	14.44	0.17	18.69	0.16
			100.00					

CHIEF EXECUTIVE OFFICER
FATA TESCO

Distribution Company: TESCO
Existing & Proposed Tariff Statement
(Monthly, Quarterly as well as Consolidated)

Jun-15

Description	MDL Charge	Sales	Sales	NEPRA Existing Tariff		Proposed New Tariff		Difference	
				Fixed Charge	Variable Charge	Fixed Charge	Variable Charge	Fixed Charge	Variable Charge
	(KW)	(MkWh)	(%age)	(Min Rs)	(Min Rs)	(Min Rs)	(Min Rs)	(Min Rs)	(Min Rs)
Residential - A1 Sanctioned Load Less Than 5Kw	-	-	0.00	-	-	-	-	-	-
UPTO-50 Units per month	-	2.13	2.03	-	6	-	9	-	2
Consumption Exceeding 50 Units	-	-	0.00	-	-	-	-	-	-
1-100 Units P/M	-	19.47	18.55	-	217	-	280	-	63
101-300 Units P/M	-	20.15	19.19	-	312	-	326	-	14
301-700 Units P/M	-	22.26	21.20	-	389	-	389	-	-
ABOVE 700 Units	-	19.36	18.44	-	377	-	350	-	(27)
Time of Day (TOD - Peak) For Load 5Kw & Above	-	8.85	6.53	-	-	-	130	-	130
Time of Day (TOD - Off-Peak) For Load 5Kw & Above	-	0.00	0.00	-	0	-	0	-	0
Temporary E-1 (I) Residential Supply	-	-	0.00	-	-	-	-	-	-
TOTAL DOMESTIC	-	90.23	85.93	-	1,303	-	1,486	-	183
Commercial - A2	-	-	0.00	-	-	-	-	-	-
For Load Less 5KW	58	0.88	0.84	-	17	-	18	-	0
For Load requirement 5KW & Above	2	0.00	0.00	0	0	0	0	766	0
Time of Day (TOD - Peak)	-	-	0.00	-	-	-	-	-	-
Time of Day (TOD - Off-Peak)	-	-	0.00	-	-	-	-	-	-
Temporary E-1(II) Commercial Supply	-	-	0.00	-	-	-	-	-	-
TOTAL COMMERCIAL	60	0.89	0.84	0	17	0	18	766	0
INDUSTRIAL	-	-	0.00	-	-	-	-	-	-
B-1 upto 26 Kw (at 400/230 VOLTS)	-	1.26	1.20	-	20	-	23	-	3
B-1b (09) T Peak	-	-	0.00	-	-	-	-	-	-
B-1b (09) T Off Peak	-	-	0.00	-	-	-	-	-	-
B-2(a) exceeding 26-500 Kw (at 400 Volts)	7,382	2.23	2.13	0	32	3	37	2,845,761	4
B-2 (b) -TOD (Peak) exceeding 26-500 Kw (at 400 Volts)	-	-	0.00	-	-	-	-	-	-
B-2 -TOD (off-peak) exceeding 26-500 Kw (at 400 Volts)	-	-	0.00	-	-	-	-	-	-
B-3 TOD (peak) (for all loads upto 5000 Kw at 11, 33 KV)	-	-	0.00	-	-	-	-	-	-
B-3 - TOD (off-peak)	14,864	4.00	3.81	0	45	6	68	5,480,357	23
B-4 TOD (peak) (for all loads at 66, 132 KV & Above)	-	-	0.00	-	-	-	-	-	-
B-4 TOD (off-peak)	-	-	0.00	-	-	-	-	-	-
Temporary E-2 Industrial Supply	-	-	0.00	-	-	-	-	-	-
TOTAL INDUSTRIAL	22,246	7.49	7.13	0	97	9	127	8,326,118	30
Single Point Supply (Bulk)	-	-	0.00	-	-	-	-	-	-
C-1 (a) Sanctioned Load Less than 5Kw	2	0.00	0.00	-	0	-	0	-	0
C-1 (b) Sanctioned Load 5Kw & upto 500 Kw	2,753	0.68	0.64	0	10	1	12	1,058,529	2
Bulk Supply C-1(c) for supply at 400/230 Volts 5Kw & upto 500 Kw Peak	-	-	0.00	-	-	-	-	-	-
Bulk Supply C-1(c) (TOD) Off-Peak	-	-	0.00	-	-	-	-	-	-
C-2 (a) 11/33 KV upto & Including 5000 Kw	-	-	0.00	-	-	-	-	-	-
Bulk Supply C-2(b) (TOD) Peak 11/33 KV upto & Including 5000 Kw	-	-	0.00	-	-	-	-	-	-
Bulk Supply C-2(b) (TOD) Off-Peak 11/33 KV upto & Including 5000 Kw	-	-	0.00	-	-	-	-	-	-
Bulk Supply C-3 (b) (TOD) Peak at 66 Kv & above & sanctioned load above 5000 Kw	-	-	0.00	-	-	-	-	-	-
Bulk Supply C-3 (b) (TOD) Off-Peak at 66 Kv & above & sanctioned load above 5000 Kw	-	-	0.00	-	-	-	-	-	-
TOTAL BULK SUPPLY	2,755	0.68	0.66	0	11	1	12	1,058,629	2
Agricultural T-Wells - Tariff D	-	-	0.00	-	-	-	-	-	-
D-1(a) Scarp / Agri. Less than 5KW	-	2.00	1.91	-	29	-	36	-	7
D-2 Agri TWell	72,184	3.71	3.53	1	59	9	63	7,702,033	4
D-1 (b) - Peak Scarp & Agricultural 5KW & Above	-	-	0.00	-	-	-	-	-	-
D-1 (b) Off-Peak Scarp & Agricultural 5KW & Above	-	-	0.00	-	-	-	-	-	-
TOTAL AGRICULTURAL T/WELL	72,184	5.71	5.44	1	88	9	90	7,702,033	11
Public Lighting - Tariff G	-	-	0.00	-	-	-	-	-	-
Residential Colony att. to Industrial - H	-	-	0.00	-	-	-	-	-	-
K (AJK)	-	-	0.00	-	-	-	-	-	-
Time of Day (TOD - Peak)	-	-	0.00	-	-	-	-	-	-
Time of Day (TOD - Off-Peak)	-	-	0.00	-	-	-	-	-	-
Rawat Lab	97,245	105	100.00	1	1,516	18	1,742	17,087	45
Company Total	97,245	105	100.00	1	1,516	18	1,742	17,087	226

CHIEF EXECUTIVE OFFICER
HAJA TESCO Reshawa

Distribution Company: TESCO
Existing & Proposed Tariff Statement
(Monthly, Quarterly as well as Consolidated)

Description	MDI Charge	Sales	Sales Mix	NEPRA Existing Tariff		Proposed New Tariff		Difference	
				Fixed Charge	Variable Charge	Fixed Charge	Variable Charge	Fixed Charge	Variable Charge
	(KW)	(MkWh)	(%)	(Rs/KW/M)	(Rs/KWh)	(Rs/KW/M)	(Rs/KWh)	(Rs/KW/M)	(Rs/KWh)
Residential - A1 Sanctioned Load Less Than 5Kw	-	0.00	0.00	-	3.00	-	4.00	-	1.00
UPTO-50 Units per month	-	2.14	2.09	-	-	-	-	-	-
Consumption Exceeding 50 Units	-	0.00	0.00	-	-	-	14.40	-	1.25
1-100 Units P/M	-	20.61	20.21	-	13.15	-	17.00	-	1.50
101-300 Units P/M	-	44.95	44.07	-	15.50	-	18.00	-	0.50
301-700 Units P/M	-	21.08	20.67	-	17.50	-	19.50	-	-
ABOVE 700 Units	-	7.82	7.67	-	19.50	-	19.00	-	19.00
Time of Day (TOO - Peak) For Load 5Kw & Above	-	0.00	0.00	-	11.50	-	14.50	-	3.00
Time of Day (TOO - Off-Peak) For Load 5Kw & Above	-	0.01	0.01	-	-	-	19.50	-	19.50
Time of Day (TOO - Off-Peak) For Load 5Kw & Above	-	0.00	0.00	-	-	-	16.60	-	1.47
Temporary E-1 (I) Residential Supply	-	90.01	94.72	-	16.10	-	-	-	-
TOTAL DOMESTIC	-	-	-	-	-	-	-	-	-
Commercial - A2	-	0.00	0.00	-	-	-	19.50	-	19.50
For Load Less 5KW	-	0.68	0.66	-	-	-	19.00	400.00	(0.50)
For Load requirement 5KW & Above	58	0.00	0.00	400	19.50	400	20.50	(400.00)	20.50
Time of Day (TOO - Peak)	2	0.00	0.00	400	17.00	400	15.50	-	(1.50)
Time of Day (TOO - Off-Peak)	-	0.00	0.00	-	11.50	-	20.50	-	9.00
Temporary E-1 (II) Commercial Supply	-	0.00	0.00	-	-	-	19.50	(0.03)	0.23
TOTAL COMMERCIAL	58.00	0.68	0.67	0.07	19.26	0.03	-	-	-
INDUSTRIAL	-	0.00	0.00	-	0.00	-	18.00	-	4.50
B-1 upto 25 Kw (at 400/230 VOLTS)	-	0.52	0.51	-	13.50	-	20.50	-	20.50
B-1b (09) T Peak	-	0.00	0.00	-	-	-	15.50	-	15.50
B-1b (09) T Off Peak	-	0.00	0.00	-	-	-	16.50	-	2.00
B-2(a) exceeding 25-500 Kw (at 400 Volts)	6,000	0.59	0.57	400	14.50	400	21.60	-	21.60
B-2 (b) - TOD (Peak) exceeding 25-500 Kw (at 400 Volts)	-	-	0.00	-	-	-	10.30	-	10.30
B-2 - TOD (off-peak) exceeding 25-500 Kw (at 400 Volts)	-	-	0.00	-	-	-	21.50	-	21.50
B-3 TOD (peak) (for all loads upto 5000 Kw at 11, 33 KV)	9,447	0.00	0.00	-	-	-	15.20	-	1.90
B-3 - TOD (off-peak)	12,101	1.27	1.25	360	13.30	360	-	-	-
B-4 TOD (peak) (for all loads at 66, 132 KV & Above)	-	-	0.00	-	-	-	-	-	(15.50)
B-4 TOD (off-peak)	-	-	0.00	-	15.50	-	-	-	-
Temporary E-2 Industrial Supply	-	-	0.00	-	-	-	2.94	16.10	1.73
TOTAL INDUSTRIAL	27,548.00	2.38	2.33	1.21	13.64	2.94	-	-	-
Single Point Supply (Bulk)	-	0.00	0.00	-	0.00	-	18.50	(400)	2.00
C-1 (a) Sanctioned Load Less than 5Kw	3	0.00	0.00	400	16.50	-	18.00	-	2.50
C-1 (b) Sanctioned Load 5Kw & upto 500 Kw	2,846	0.18	0.18	400	15.50	400	-	-	-
Bulk Supply C-1(c) for supply at 400/230 Volts 5Kw & upto 500 Kw Peak	-	-	0.00	-	-	-	-	-	-
Bulk Supply C-1(c) (TOD) Off-Peak	-	-	0.00	-	-	-	-	-	-
C-2 (a) 11/33 KV upto & including 5000 Kw	-	-	0.00	-	-	-	-	-	-
Bulk Supply C-2(b) (TOD) Peak 11/33 KV upto & including 5000 Kw	-	-	0.00	-	-	-	-	-	-
Bulk Supply C-2(b) (TOD) Off-Peak 11/33 KV upto & including 5000 Kw	-	-	0.00	-	-	-	-	-	-
Bulk Supply C-3 (b) (TOO) Peak at 66 Kv & above & sanctioned load above 5000 Kw	-	-	0.00	-	-	-	-	-	-
Bulk Supply C-3 (b) (TOD) Off-Peak at 66 Kv & above & sanctioned load above 5000 Kw	-	-	0.00	-	-	-	-	-	-
TOTAL BULK SUPPLY	2,849.00	0.19	0.18	1.99	15.51	6.14	18.00	4.15	2.49
Agricultural T-Wells - Tariff D	-	0.00	0.00	-	-	-	17.00	-	2.70
D-1(a) Scarp / Agri. Less than 5KW	-	0.97	0.95	-	14.30	-	16.50	(80.00)	3.20
O-2 Agri TWell	72,184	1.17	1.15	200	13.30	120	20.50	-	20.50
O-1 (b) - Peak Scarp & Agricultural 5KW & Above	-	0.00	0.00	-	-	-	13.30	-	13.30
O-1 (b) Off-Peak Scarp & Agricultural 5KW & Above	-	0.00	0.00	-	-	-	16.73	1.27	3.01
TOTAL AGRICULTURAL TWell	72,184.00	2.14	2.10	2.78	13.71	4.05	-	-	-
Public Lighting - Tariff-G	-	0.00	0.00	-	-	-	-	-	-
Residential Colony att. to Industrial - H	-	0.00	0.00	-	-	-	-	-	-
K (AJK)	-	0.00	0.00	-	-	-	-	-	-
Time of Day (TOD - Peak)	-	0.00	0.00	-	-	-	-	-	-
Time of Day (TOD - Off-Peak)	-	0.00	0.00	-	-	-	-	-	-
Rawal Lab	-	0.00	0.00	-	-	-	-	-	-
Company Total	102,639	102	100	0.91	14.51	0.16	16.59	(0.75)	2.08

CHIEF EXECUTIVE OFFICER
FATA TESCO Peshawar

Distribution Company: TESCO
Existing & Proposed Tariff Statement
(Monthly, Quarterly as well as Consolidated)

Description	NEPRA Existing Tariff			Proposed New Tariff		Difference			
	MDI Charged	Sales	Sales Min	Fixed Charge	Variable Charge	Fixed Charge	Variable Charge	Fixed Charge	Variable Charge
	(KW)	(MkWh)	(%age)	(Min Rs)	(Min Rs)	(Min Rs)	(Min Rs)	(Min Rs)	(Min Rs)
Residential - A1 Sanctioned Load Less Than 5Kw	-	0.00	0.00	-	6	-	9	-	2
UPTO-50 Units per month	-	2.14	2.09	-	-	-	-	-	-
Consumption Exceeding 50 Units	-	0.00	0.00	-	-	-	-	-	-
1-100 Units P/M	-	20.61	20.21	-	271	-	207	-	28
101-300 Units P/M	-	44.95	44.07	-	897	-	764	-	67
301-700 Units P/M	-	21.08	20.67	-	389	-	379	-	11
ABOVE 700 Units	-	7.82	7.67	-	153	-	153	-	-
Time of Day (TOD - Peak) For Load 5Kw & Above	-	0.00	0.00	-	0	-	0	-	0
Time of Day (TOD - Off-Peak) For Load 5Kw & Above	-	0.01	0.01	-	-	-	0	-	0
Temporary E-1 (i) Residential Supply	-	0.00	0.00	-	-	-	-	-	-
TOTAL DOMESTIC	-	96.61	94.72	-	1,496	-	1,602	-	106
Commercial - A2	-	0.00	0.00	-	-	-	-	-	-
For Load Less 5KW	-	0.68	0.66	-	-	-	13	-	13
For Load requirement 5KW & Above	58	0.00	0.00	-	0	0	0	22,400	(0)
Time of Day (TOD - Peak)	2	0.00	0.00	0	-	-	-	(800)	-
Time of Day (TOD - Off-Peak)	-	0.00	0.00	-	-	-	-	-	-
Temporary E-1(ii) Commercial Supply	-	0.00	0.00	-	-	-	-	-	-
TOTAL COMMERCIAL	58.00	0.68	0.67	0	0	0	13	21,600	13
INDUSTRIAL	-	0.00	0.00	-	-	-	-	-	-
B-1 upto 25 Kw (at 400/230 VOLTS)	-	0.52	0.51	-	7	-	9	-	2
B-1b (09) T Peak	-	0.00	0.00	-	-	-	-	-	-
B-1b (09) T Off Peak	-	0.00	0.00	-	-	-	-	-	-
B-2(a) exceeding 25-500 Kw (at 400 Volts)	0,000	0.59	0.57	2	11	2	10	-	1
B-2 (b) -TOD (Peak) exceeding 25-500 Kw (at 400 Volts)	-	-	0.00	-	-	-	-	-	-
B-2 -TOD (off-peak) exceeding 25-500 Kw (at 400 Volts)	-	-	0.00	-	-	-	-	-	-
B-3 TOO (peak) (for all loads upto 5000 Kw at 11, 33 KV)	9,447	0.00	0.00	-	-	-	-	-	-
B-3 - TOD (off-peak)	12,101	1.27	1.25	5	17	5	19	-	2
B-4 TOD (peak) (for all loads at 66, 132 KV & Above)	-	-	0.00	-	-	-	-	-	-
B-4 TOD (off-peak)	-	-	0.00	-	-	-	-	-	-
Temporary E-2 Industrial Supply	-	-	0.00	-	-	-	-	-	-
TOTAL INDUSTRIAL	27,548.00	2.38	2.33	7	32	7	38	-	6
Single Point Supply (Bulk)	-	0.00	0.00	-	-	-	-	-	-
C-1 (a) Sanctioned Load Less than 5Kw	3	0.00	0.00	1,200	0	-	0	(1,200)	0
C-1 (b) Sanctioned Load 5Kw & upto 500 Kw	2,846	0.18	0.18	1	3	1	3	-	0
Bulk Supply C-1(c) for supply at 400/230 Volts 5Kw & upto 500 Kw Peak	-	-	0.00	-	-	-	-	-	-
Bulk Supply C-1(c) (TOD) Off-Peak	-	-	0.00	-	-	-	-	-	-
C-2 (a) 11/33 KV upto & including 5000 Kw	-	-	0.00	-	-	-	-	-	-
Bulk Supply C-2(b) (TOD) Peak 11/33 KV upto & including 5000 Kw	-	-	0.00	-	-	-	-	-	-
Bulk Supply C-2(b) (TOD) Off-Peak 11/33 KV upto & including 5000 Kw	-	-	0.00	-	-	-	-	-	-
Bulk Supply C-3 (b) (TOO) Peak at 66 Kv & above & sanctioned load above 5000 Kw	-	-	0.00	-	-	-	-	-	-
Bulk Supply C-3 (b) (TOO) Off-Peak at 66 Kv & above & sanctioned load above 5000 Kw	-	-	0.00	-	-	-	-	-	-
TOTAL BULK SUPPLY	2,849.00	0.19	0.18	1,201	3	1	3	(1,200)	0
Agricultural T-Well - Tariff D	-	0.00	0.00	-	-	-	-	-	-
D-1(a) Scarp / Agri. Less than 5KW	-	0.97	0.95	-	14	-	17	-	3
O-2 Agri T/Well	72,184	1.17	1.15	14	16	9	19	(5,774,720)	4
D-1 (b) - Peak Scarp & Agricultural 5KW & Above	-	0.00	0.00	-	-	-	-	-	-
D-1 (b) Off-Peak Scarp & Agricultural 5KW & Above	-	0.00	0.00	-	-	-	-	-	-
TOTAL AGRICULTURAL T/Well	72,184.00	2.14	2.10	14	29	9	38	(5,774,720)	6
Public Lighting - Tariff-G	-	0.00	0.00	-	-	-	-	-	-
Residential Colony att. to industrial - H	-	0.00	0.00	-	-	-	-	-	-
K (AJK)	-	0.00	0.00	-	-	-	-	-	-
Time of Day (TOD - Peak)	-	0.00	0.00	-	-	-	-	-	-
Time of Day (TOD - Off-Peak)	-	0.00	0.00	-	-	-	-	-	-
Rawat Lab	-	0.00	0.00	-	-	-	-	-	-
Company Total	102,639	102	100.00	1,223	1,560	17	1,692	(5,754,320)	132

CHIEF EXECUTIVE OF
FATA TESCO Regd

Distribution Company: TESCO
Existing & Proposed Tariff Statement
(Monthly, Quarterly as well as Consolidated)

Description	MDI Charged (KW)	Sales (MkWh)	Sales Mix (%)	NEPRA Existing Tariff		Proposed New Tariff		Difference	
				Fixed Charge (Rs/KW/M)	Variable Charge (Rs/KWh)	Fixed Charge (Rs/KW/M)	Variable Charge (Rs/KWh)	Fixed Charge (Rs/KW/M)	Variable Charge (Rs/KWh)
Residential - A1 Sanctioned Load Less Than 5Kw	-	0.00	0.00	-	-	-	4.00	-	1.00
UPTO-50 Units per month	-	1.36	1.32	-	3.00	-	-	-	-
Consumption Exceeding 50 Units	-	0.00	0.00	-	-	-	14.40	-	3.25
1-100 Units P/M	-	32.85	31.89	-	11.15	-	17.10	-	1.60
101-300 Units P/M	-	34.77	33.76	-	15.50	-	18.40	-	0.90
301-700 Units P/M	-	15.68	15.22	-	17.50	-	19.50	-	-
ABOVE 700 Units	-	6.15	5.97	-	19.50	-	19.00	-	19.00
Time of Day (TOD - Peak) For Load 5Kw & Above	-	0.00	0.00	-	-	-	14.50	-	3.00
Time of Day (TOD - Off-Peak) For Load 5Kw & Above	-	0.00	0.00	-	11.50	-	19.50	-	-
Temporary E-1 (i) Residential Supply	-	0.00	0.00	-	19.50	-	17.41	-	3.05
TOTAL DOMESTIC	-	90.82	88.17	-	14.36	-	-	-	-
Commercial - A2	-	0.00	0.00	-	-	-	19.50	-	-
For Load Less 5KW	-	0.88	0.83	-	19.50	-	19.00	383.00	2.00
For Load requirement 5KW & Above	37	0.00	0.00	17	17.00	400	20.50	-	20.50
Time of Day (TOD - Peak)	8	0.00	0.00	400	11.50	400	15.50	-	4.00
Time of Day (TOD - Off-Peak)	-	0.00	0.00	-	-	-	20.50	-	20.50
Temporary E-1(ii) Commercial Supply	-	0.00	0.00	-	-	-	-	0.02	(2.70)
TOTAL COMMERCIAL	43.00	0.87	0.84	0.00	19.48	0.02	16.78	-	-
INDUSTRIAL	-	0.00	0.00	-	0.00	-	18.00	-	2.50
B-1 upto 25 Kw (at 400/230 VOLTS)	-	1.19	1.15	-	15.50	-	20.50	-	20.50
B-1b (09) T Peak	-	0.00	0.00	-	-	-	15.50	-	15.50
B-1b (09) T Off Peak	-	0.00	0.00	-	-	-	16.50	385	2.00
B-2(a) exceeding 25-500 Kw (at 400 Volts)	6,000.0	1.88	1.64	15	14.50	400	21.50	-	21.50
B-2 (b) -TOD (Peak) exceeding 25-500 Kw (at 400 Volts)	-	0.00	0.00	-	-	-	16.30	-	16.30
B-2 -TOD (off-peak) exceeding 25-500 Kw (at 400 Volts)	-	0.00	0.00	-	19.50	-	21.50	-	2.00
B-3 TOD (peak) (for all loads upto 5000 Kw at 11, 33 KV)	12,101.0	0.08	0.08	-	11.30	380	15.20	369	3.90
B-3 - TOD (off-peak)	9,447.0	3.45	3.35	11	-	-	-	-	-
B-4 TOD (peak) (for all loads at 66, 132 KV & Above)	-	0.00	0.00	-	-	-	-	-	(15.50)
B-4 TOD (off-peak)	-	0.00	0.00	-	15.50	-	-	-	-
Temporary E-2 Industrial Supply	-	0.00	0.00	-	-	-	-	0.81	(5.41)
TOTAL INDUSTRIAL	27,648.00	6.40	6.22	0.03	13.02	0.84	7.61	-	-
Single Point Supply (Bulk)	-	0.00	0.00	-	0.00	-	18.50	-	2.00
C-1 (a) Sanctioned Load Less than 5Kw	3	0.01	0.01	-	16.50	-	18.00	385	2.50
C-1 (b) Sanctioned Load 5Kw & upto 500 Kw	2,846	0.61	0.59	16	15.50	400	-	-	-
Bulk Supply C-1(c) for supply at 400/230 Volts 5Kw & upto 500 Kw Peak	-	0.00	0.00	-	-	-	-	-	-
Bulk Supply C-1(c) (TOD) Off-Peak	-	0.00	0.00	-	-	-	-	-	-
C-2 (a) 11/33 KV upto & Including 5000 Kw	-	0.00	0.00	-	-	-	-	-	-
Bulk Supply C-2(b) (TOD) Peak 11/33 KV upto & Including 5000 Kw	-	0.00	0.00	-	-	-	-	-	-
Bulk Supply C-2(b) (TOD) Off-Peak 11/33 KV upto & Including 5000 Kw	-	0.00	0.00	-	-	-	-	-	-
Bulk Supply C-3 (b) (TOD) Peak at 66 Kv & above & sanctioned load above 5000 Kw	-	0.00	0.00	-	-	-	-	-	-
Bulk Supply C-3 (b) (TOD) Off-Peak at 66 Kv & above & sanctioned load above 5000 Kw	-	0.00	0.00	-	-	-	-	-	-
TOTAL BULK SUPPLY	2,849.00	0.62	0.60	0.08	16.61	1.62	16.77	1.66	0.26
Agricultural T-Well - Tariff D	-	0.00	0.00	-	14.30	-	17.00	-	2.70
D-1(a) Scarp / Agri. Less than 5KW	-	2.27	2.20	-	-	-	120	16.50	3.20
D-2 Agri T/Well	72,184	2.03	1.97	13	13.30	-	20.50	-	20.50
D-1 (b) - Peak Scarp & Agricultural 5KW & Above	-	0.00	0.00	-	-	-	13.30	-	13.30
D-1 (b) Off-Peak Scarp & Agricultural 5KW & Above	-	0.00	0.00	-	-	-	-	1.93	(0.56)
TOTAL AGRICULTURAL T/WELL	72,184.00	4.30	4.17	0.24	13.83	2.17	13.24	-	-
Public Lighting - Tariff-G	-	0.00	0.00	-	-	-	-	-	-
Residential Colony att. to Industrial - H	-	0.00	0.00	-	-	-	-	-	-
K (AJK)	-	0.00	0.00	-	-	-	-	-	-
Time of Day (TOD - Peak)	-	0.00	0.00	-	-	-	-	-	-
Time of Day (TOD - Off-Peak)	-	0.00	0.00	-	-	-	-	-	-
Rawat Lab	-	0.00	0.00	-	-	-	-	-	-
Company Total	102,624	103	100	0.01	14.30	0.15	16.61	0.14	2.3

EXECUTIVE
FATA TESCO Pes

Distribution Company: TESCO
Existing & Proposed Tariff Statement
(Monthly, Quarterly as well as Consolidated)

Description	MDI Charged	Sales	Sales Mix	NEPRA Existing Tariff		Proposed New Tariff		Difference	
				Fixed Charge	Variable Charge	Fixed Charge	Variable Charge	Fixed Charge	Variable Charge
	(KW)	(MKWh)	(%)	(Min Rs)	(Min Rs)	(Min Rs)	(Min Rs)	(Min Rs)	(Min Rs)
Residential - A1 Sanctioned Load Less Than 5Kw	-	-	0.00	-	-	-	5	-	1
UPTO-50 Units per month	-	1.36	1.32	-	4	-	-	-	-
Consumption Exceeding 50 Units	-	-	0.00	-	-	-	473	-	107
1-100 Units P/M	-	32.85	31.89	-	366	-	595	-	56
101-300 Units P/M	-	34.77	33.76	-	539	-	288	-	14
301-700 Units P/M	-	15.68	15.22	-	274	-	120	-	-
ABOVE 700 Units	-	6.15	5.97	-	120	-	-	-	-
Time of Day (TOD - Peak) For Load 5Kw & Above	-	-	0.00	-	-	0	0	-	0
Time of Day (TOD - Off-Peak) For Load 5Kw & Above	-	-	0.00	-	-	-	-	-	-
Temporary E-1 (I) Residential Supply	-	-	0.00	-	-	-	1,482	-	178
TOTAL DOMESTIC	-	90.82	88.17	-	1,304	-	-	-	-
Commercial - A2	-	-	-	-	-	-	17	-	-
For Load Less 5KW	-	0.86	0.83	-	17	-	0	14,171	0
For Load requirement 5KW & Above	37	0.00	0.00	0	0	0	-	-	-
Time of Day (TOD - Peak)	6	-	0.00	-	-	-	0	-	0
Time of Day (TOD - Off-Peak)	-	0.00	0.00	-	0	-	-	-	-
Temporary E-1 (II) Commercial Supply	-	-	0.00	-	-	-	17	14,171	0
TOTAL COMMERCIAL	43	0.87	0.84	0	17	0	17	14,171	0
INDUSTRIAL	-	-	-	-	-	-	21	-	3
B-1 upto 25 Kw (at 400/230 Volts 11)	-	1.14	1.15	-	11	-	-	-	-
B-1b (09) T Peak	-	-	0.00	-	-	-	-	-	-
B-1b (09) T Off Peak	6,000	1.69	1.64	0	25	2	28	2,313,000	3
B-2(a) exceeding 25-500 Kw (at 400 Volts)	-	-	0.00	-	-	-	-	-	-
B-2 (b) -TOD (Peak) exceeding 25-500 Kw (at 400 Volts)	-	-	0.00	-	-	-	2	-	0
B-2 -TOD (off-peak) exceeding 25-500 Kw (at 400 Volts)	12,101	0.08	0.08	-	2	-	52	3,483,109	13
B-3 TOD (peak) (for all loads upto 6000 Kw at 11, 33 KV)	9,447	3.45	3.35	0	39	4	-	-	-
B-3 - TOD (off-peak)	-	-	0.00	-	-	-	-	-	-
B-4 TOD (peak) (for all loads at 66, 132 KV & Above)	-	-	0.00	-	-	-	-	-	-
B-4 TOD (off-peak)	-	-	0.00	-	-	-	-	-	-
Temporary E-2 Industrial Supply	-	-	0.00	-	-	-	103	5,796,109	20
TOTAL INDUSTRIAL	27,548	6.40	6.22	0	83	6	103	5,796,109	20
Single Point Supply (Bulk)	-	-	0.00	-	-	-	0	-	0
C-1 (a) Sanctioned Load Less than 5Kw	3	0.01	0.01	-	0	-	1	11	1,094,287
C-1 (b) Sanctioned Load 5Kw & upto 500 Kw	2,846	0.61	0.59	0	9	-	-	-	-
Bulk Supply C-1(c) for supply at 400/230 Volts 5Kw & upto 500 Kw Peak	-	-	0.00	-	-	-	-	-	-
Bulk Supply C-1(d) (TOD) Off-Peak	-	-	0.00	-	-	-	-	-	-
C-2 (a) 11/33 KV upto & Including 5000 Kw	-	-	0.00	-	-	-	-	-	-
Bulk Supply C-2(b) (TOD) Peak 11/33 KV upto & Including 5000 Kw	-	-	0.00	-	-	-	-	-	-
Bulk Supply C-2(b) (TOD) Off-Peak 11/33 KV upto & Including 5000 Kw	-	-	0.00	-	-	-	-	-	-
Bulk Supply C-3 (b) (TOD) Peak at 66 Kv & above & sanctioned load above 5000 Kw	-	-	0.00	-	-	-	-	-	-
Bulk Supply C-3 (b) (TOD) Off-Peak at 66 Kv & above & sanctioned load above 5000 Kw	-	-	0.00	-	-	-	-	-	-
TOTAL BULK SUPPLY	2,849	0.62	0.60	0	10	1	11	1,094,287	2
Agricultural T-Well - Tariff D	-	-	-	-	-	-	39	-	6
D-1(a) Scarp / Agri. Less than 5KW	72,184	2.03	1.97	1	27	9	34	7,702,033	7
D-2 Agri T/Well	-	-	0.00	-	-	-	-	-	-
D-1 (b) - Peak Scarp & Agricultural 5KW & Above	-	-	0.00	-	-	-	-	-	-
D-1 (b) Off-Peak Scarp & Agricultural 5KW & Above	72,184	4.30	4.17	1	50	0	72	7,702,033	13
TOTAL AGRICULTURAL T/Well	72,184	4.30	4.17	1	50	0	72	7,702,033	13
Public Lighting - Tariff-G	-	-	0.00	-	-	-	-	-	-
Residential Colony att. to Industrial - H	-	-	0.00	-	-	-	-	-	-
K (AJK)	-	-	0.00	-	-	-	-	-	-
Time of Day (TOD - Peak)	-	-	0.00	-	-	-	-	-	-
Time of Day (TOD - Off-Peak)	-	-	-	-	-	-	-	-	-
Rawat Lab	102,624	103	100.00	1	1,473	16	1,685	14,606,600	212
Company Total	102,624	103	100.00	1	1,473	16	1,685	14,606,600	212

CHIEF EXECUTIVE
FATA TESCO P.

Distribution Company: TESCO
Existing & Proposed Tariff Statement

(Monthly, Quarterly as well as Consolidated)

Description	MDI Charge	Sales	Sales Mix	NEPRA Existing Tariff		Proposed New Tariff		Difference	
				Fixed Charge	Variable Charge	Fixed Charge	Variable Charge	Fixed Charge	Variable Charge
	(KW)	(MkWh)	(Mega)	(Rs/KW/M)	(Rs/KWh)	(Rs/KW/M)	(Rs/KWh)	(Rs/KW/M)	(Rs/KWh)
Residential - A1 Sanctioned Load Less Than 5Kw	-	0.00	0.00	-	3.00	-	4.00	-	1.00
UPTO-50 Units per month	-	0.53	0.82	-	-	-	-	-	-
Consumption Exceeding 50 Units	-	0.00	0.00	-	-	-	-	-	-
1-100 Units P/M	-	29.37	29.08	-	11.15	-	14.40	-	3.25
101-300 Units P/M	-	34.70	34.35	-	15.50	-	16.55	-	1.05
301-700 Units P/M	-	18.79	18.61	-	17.50	-	18.20	-	0.70
ABOVE 700 Units	-	7.91	7.83	-	19.50	-	19.50	-	-
Time of Day (TOD - Peak) For Load 5Kw & Above	-	0.00	0.00	-	-	-	19.00	-	19.00
Time of Day (TOD - Off-Peak) For Load 5Kw & Above	-	0.01	0.01	-	11.50	-	14.50	-	3.00
Temporary E-1 (i) Residential Supply	-	0.00	0.00	-	19.50	-	19.50	-	-
TOTAL DOMESTIC	-	91.60	90.69	-	14.76	-	16.34	-	1.59
Commercial - A2	-	0.00	0.00	-	-	-	-	-	-
For Load Less 5KW	-	0.74	0.74	-	19.50	-	19.50	-	-
For Load requirement 5KW & Above	39	0.00	0.00	17	17.00	400	19.00	383.00	2.00
Time of Day (TOD - Peak)	-	0.00	0.00	-	-	-	20.50	-	20.50
Time of Day (TOD - Off-Peak)	6	0.00	0.00	400	11.50	400	15.50	-	4.00
Temporary E-1(ii) Commercial Supply	-	0.00	0.00	400	19.50	-	20.50	(400.00)	1.00
TOTAL COMMERCIAL	46.00	0.74	0.74	0.00	19.60	0.02	19.60	0.02	-
INDUSTRIAL	-	0.00	0.00	-	0.00	-	-	-	-
B-1 upto 25 Kw (at 400/230 VOLTS)	-	1.00	0.89	-	15.50	-	18.00	-	2.50
B-1b (09) T Peak	-	0.00	0.00	-	-	-	20.50	-	20.50
B-1b (09) T Off Peak	-	0.00	0.00	-	-	-	15.50	-	15.50
B-2(a) exceeding 25-500 Kw (at 400 Volts)	61,517	1.34	1.33	15	14.50	400	16.50	386	2.00
B-2 (b) -TOD (Peak) exceeding 25-500 Kw (at 400 Volts)	-	0.00	0.00	-	-	-	21.50	-	21.50
B-2 -TOD (off-peak) exceeding 25-500 Kw (at 400 Volts)	-	0.00	0.00	-	-	-	16.30	-	16.30
B-3 TOD (peak) (for all loads upto 5000 Kw at 11, 33 KV)	-	0.00	0.00	-	-	-	21.50	-	21.50
B-3 -TOD (off-peak)	11,818	2.38	2.35	11	11.30	380	15.20	369	3.90
B-4 TOD (peak) (for all loads at 66, 132 KV & Above)	-	0.00	0.00	-	-	-	-	-	-
B-4 TOD (off-peak)	-	0.00	0.00	-	15.50	-	-	-	(15.50)
Temporary E-2 Industrial Supply	-	0.00	0.00	-	-	-	-	-	-
TOTAL INDUSTRIAL	73,336.00	4.72	4.68	0.20	13.10	6.16	16.16	5.96	3.06
Single Point Supply (Bulk)	-	0.00	0.00	-	0.00	-	-	-	-
C-1 (a) Sanctioned Load Less than 5Kw	-	0.01	0.01	-	16.50	-	18.50	-	2.00
C-1 (b) Sanctioned Load 5Kw & upto 500 Kw	2,830	0.51	0.51	16	15.50	400	18.00	305	2.50
Bulk Supply C-1(c) for supply at 400/230 Volts 5Kw & upto 500 Kw Peak	-	0.00	0.00	-	-	-	-	-	-
Bulk Supply C-1(c) (TOD) Off-Peak	-	0.00	0.00	-	-	-	-	-	-
C-2 (a) 11/33 KV upto & Including 5000 Kw	-	0.00	0.00	-	-	-	-	-	-
Bulk Supply C-2(b) (TOD) Peak 11/33 KV upto & Including 5000 Kw	-	0.00	0.00	-	-	-	-	-	-
Bulk Supply C-2(b) (TOD) Off-Peak 11/33 KV upto & Including 5000 Kw	-	0.00	0.00	-	-	-	-	-	-
Bulk Supply C-3 (b) (TOD) Peak at 66 Kv & above & sanctioned load above 5000 Kw	-	0.00	0.00	-	-	-	-	-	-
Bulk Supply C-3 (b) (TOD) Off-Peak at 66 Kv & above & sanctioned load above 5000 Kw	-	0.00	0.00	-	-	-	-	-	-
TOTAL BULK SUPPLY	2,830.00	0.52	0.51	0.08	15.51	2.18	18.01	2.11	2.49
Agricultural T-Well - Tariff D	-	0.00	0.00	-	-	-	-	-	-
D-1(a) Scarp / Agri. Less than 5KW	-	1.85	1.83	-	14.30	-	17.00	-	2.70
D-2 Agri T/Well	72,184	1.58	1.54	13	13.30	120	16.50	106.70	3.20
D-1 (b) - Peak Scarp & Agricultural 5KW & Above	-	0.00	0.00	-	-	-	20.50	-	20.50
D-1 (b) Off-Peak Scarp & Agricultural 5KW & Above	-	0.00	0.00	-	-	-	13.30	-	13.30
TOTAL AGRICULTURAL T/Well	72,184.00	3.41	3.38	0.25	13.84	2.54	16.77	2.28	2.93
Public Lighting - Tariff-G	-	0.00	0.00	-	-	-	-	-	-
Residential Colony att. to Industrial - H	-	0.00	0.00	-	-	-	-	-	-
K (AJK)	-	0.00	0.00	-	-	-	-	-	-
Time of Day (TOD - Peak)	-	0.00	0.00	-	-	-	-	-	-
Time of Day (TOD - Off-Peak)	-	0.00	0.00	-	-	-	-	-	-
Rawat Leb	-	0.00	0.00	-	-	-	-	-	-
Company Total	148,394	101	100	0.02	14.68	0.39	16.38	0.37	1.70

100.00

CHIEF EXECUTIVE OFFICER
FATA TESCO Peshawar

Distribution Company: TESCO
Existing & Proposed Tariff Statement
(Monthly, Quarterly as well as Consolidated)

Mar-15

Description	MDI Charged	Sales	Sales Mix	NEPRA Existing Tariff		Proposed New Tariff		Difference	
				Fixed Charge	Variable Charge	Fixed Charge	Variable Charge	Fixed Charge	Variable Charge
	(KW)	(MkWh)	(%)	(Min Rs)	(Min Rs)	(Min Rs)	(Min Rs)	(Min Rs)	(Min Rs)
Residential - A1 Sanctioned Load Less Than 5Kw	-	-	0.00	-	-	-	-	-	-
UPTO-50 Units per month	-	0.83	0.82	-	2	-	3	-	1
Consumption Exceeding 50 Units	-	-	0.00	-	-	-	-	-	-
1-100 Units P/M	-	29.37	29.08	-	327	-	423	-	95
101-300 Units P/M	-	34.70	34.35	-	538	-	574	-	36
301-700 Units P/M	-	18.79	18.61	-	329	-	342	-	13
ABOVE 700 Units	-	7.91	7.83	-	154	-	154	-	-
Time of Day (TOD - Peak) For Load 5Kw & Above	-	-	0.00	-	-	-	-	-	-
Time of Day (TOD - Off-Peak) For Load 5Kw & Above	-	0.01	0.01	-	0	-	0	-	0
Temporary E-1 (I) Residential Supply	-	-	0.00	-	-	-	-	-	-
TOTAL DOMESTIC	-	91.60	90.69	-	1,361	-	1,497	-	146
Commercial - A2	-	-	-	-	-	-	-	-	-
For Load Less 5KW	-	0.74	0.74	-	15	-	15	-	-
For Load requirement 5KW & Above	39	-	0.00	0	-	0	-	14,937	-
Time of Day (TOD - Peak)	-	-	0.00	-	-	-	-	-	-
Time of Day (TOD - Off-Peak)	6	-	0.00	0	-	0	-	-	-
Temporary E-1 (II) Commercial Supply	-	-	0.00	-	-	-	-	-	-
TOTAL COMMERCIAL	45	0.74	0.74	0	15	0	15	14,937	-
INDUSTRIAL	-	-	0.00	-	-	-	-	29,874	-
B-1 upto 25 Kw (at 400/230 VOLTS)	-	1.00	0.99	-	16	-	18	-	3
B-1b (09) T Peak	-	-	0.00	-	-	-	-	-	-
B-1b (09) T Off Peak	-	-	0.00	-	-	-	-	-	-
B-2(a) exceeding 25-500 Kw (at 400 Volts)	61,517	1.34	1.33	1	19	25	22	23,714,804	3
B-2 (b) -TOD (Peak) exceeding 25-500 Kw (at 400 Volts)	-	-	0.00	-	-	-	-	-	-
B-2 -TOD (off-peak) exceeding 25-500 Kw (at 400 Volts)	-	-	0.00	-	-	-	-	-	-
B-3 TOD (peak) (for all loads upto 5000 Kw at 11, 33 KV)	-	-	0.00	-	-	-	-	-	-
B-3 - TOD (off-peak)	11,818	2.38	2.35	0	27	4	36	4,357,297	9
B-4 TOD (peak) (for all loads at 66, 132 KV & Above)	-	-	0.00	-	-	-	-	-	-
B-4 TOD (off-peak)	-	-	0.00	-	-	-	-	-	-
Temporary E-2 Industrial Supply	-	-	0.00	-	-	-	-	-	-
TOTAL INDUSTRIAL	73,335	4.72	4.68	1	62	29	76	28,072,100	14
Single Point Supply (Bulk)	-	-	0.00	-	-	-	-	-	-
C-1 (a) Sanctioned Load Less than 5Kw	-	0.01	0.01	-	0	-	0	-	0
C-1 (b) Sanctioned Load 5Kw & upto 500 Kw	2,830	0.51	0.51	0	8	1	9	1,088,135	1
Bulk Supply C-1(c) for supply at 400/230 Volts 5Kw & upto 500 Kw Peak	-	-	0.00	-	-	-	-	-	-
Bulk Supply C-1(c) (TOD) Off-Peak	-	-	0.00	-	-	-	-	-	-
C-2 (a) 11/33 KV upto & Including 5000 Kw	-	-	0.00	-	-	-	-	-	-
Bulk Supply C-2(b) (TOD) Peak 11/33 KV upto & Including 5000 Kw	-	-	0.00	-	-	-	-	-	-
Bulk Supply C-2(b) (TOD) Off-Peak 11/33 KV upto & Including 5000 Kw	-	-	0.00	-	-	-	-	-	-
Bulk Supply C-3 (b) (TOD) Peak at 66 Kv & above & sanctioned load above 5000 Kw	-	-	0.00	-	-	-	-	-	-
Bulk Supply C-3 (b) (TOD) Off-Peak at 66 Kv & above & sanctioned load above 5000 Kw	-	-	0.00	-	-	-	-	-	-
TOTAL BULK SUPPLY	2,830	0.52	0.51	0	8	1	9	1,088,135	1
Agricultural T-Well - Tariff D	-	-	-	-	-	-	-	-	-
D-1(a) Scarp / Agri. Less than 5KW	-	1.85	1.83	-	26	-	31	-	5
D-2 Agri T/Well	72,104	1.50	1.54	1	21	9	20	7,702,033	5
D-1 (b) - Peak Scarp & Agricultural 5KW & Above	-	-	0.00	-	-	-	-	-	-
D-1 (b) Off-Peak Scarp & Agricultural 5KW & Above	-	-	0.00	-	-	-	-	-	-
TOTAL AGRICULTURAL T/WELL	72,104	3.41	3.38	1	47	9	57	7,702,033	10
Public Lighting - Tariff-G	-	-	0.00	-	-	-	-	-	-
Residential Colony att. to Industrial - H	-	-	0.00	-	-	-	-	-	-
K (AJK)	-	-	0.00	-	-	-	-	-	-
Time of Day (TOD - Peak)	-	-	0.00	-	-	-	-	-	-
Time of Day (TOD - Off-Peak)	-	-	0.00	-	-	-	-	-	-
Rawal Lab	-	-	-	-	-	-	-	-	-
Company Total	148,394	101	100.00	2	1,483	39	1,654	38,877,205	172

May
CHIEF EXECUTIVE OFFICER
ATA TESCO Peshawar

Distribution Company: TESCO
Existing & Proposed Tariff Statement
(Monthly, Quarterly as well as Consolidated)

Description	MDI Charged (Kw)	Sales (MkWh)	Sales Mix (%)	NEPRA Existing Tariff		Proposed New Tariff		Difference	
				Fixed Charge (Rs/KW/M)	Variable Charge (Rs/KWh)	Fixed Charge (Rs/KW/M)	Variable Charge (Rs/KWh)	Fixed Charge (Rs/KW/M)	Variable Charge (Rs/KWh)
Residential - A1 Sanctioned Load Less Than 5Kw	-	0.00	0.00	-	-	-	-	-	-
UPTO-50 Units per month	-	0.88	0.90	-	3.00	-	4.00	-	1.00
Consumption Exceeding 50 Units	-	0.00	0.00	-	-	-	-	-	-
1-100 Units P/M	-	28.00	29.57	-	11.15	-	14.50	-	3.35
101-300 Units P/M	-	33.04	33.71	-	15.50	-	18.50	-	3.00
301-700 Units P/M	-	17.29	17.65	-	17.50	-	19.50	-	2.00
ABOVE 700 Units	-	7.21	7.30	-	19.50	-	19.80	-	0.30
Time of Day (TOD - Peak) For Load 6Kw & Above	-	0.00	0.00	-	-	-	-	-	-
Time of Day (TOD - Off-Peak) For Load 6Kw & Above	-	0.01	0.01	-	11.50	-	16.04	-	4.54
Temporary E-1 (I) Residential Supply	-	0.00	0.00	-	19.50	-	19.54	-	0.04
TOTAL DOMESTIC	-	87.41	89.20	-	14.66	-	17.33	-	2.68
Commercial - A2	-	0.00	0.00	-	-	-	-	-	-
For Load Less 6KW	-	0.76	0.78	-	19.50	-	18.00	-	(1.50)
For Load requirement 6KW & Above	60	0.00	0.00	17	17.00	400	17.00	383.00	-
Time of Day (TOD - Peak)	-	0.00	0.00	-	-	-	17.50	-	17.50
Time of Day (TOD - Off-Peak)	3	0.00	0.00	400	11.50	400	12.50	-	1.00
Temporary E-1 (II) Commercial Supply	-	0.00	-	-	-	380	-	380.00	-
TOTAL COMMERCIAL	63.00	0.77	0.78	0.00	19.48	0.03	17.99	0.03	(1.49)
INDUSTRIAL	-	0.00	0.00	-	0.00	-	-	-	-
B-1 upto 25 Kw (at 400/230 VOLTS)	-	1.08	1.11	-	15.50	-	15.50	-	-
B-1b (09) T Peak	-	0.00	0.00	-	-	-	-	-	-
B-1b (09) T Off Peak	-	0.00	0.00	-	-	-	-	-	-
B-2(a) exceeding 25-500 Kw (at 400 Volts)	7,863	1.70	1.74	15	14.50	400	15.00	306	0.50
B-2 (b) -TOD (Peak) exceeding 25-500 Kw (at 400 Volts)	-	0.00	0.00	-	-	-	-	-	-
B-2 -TOD (off-peak) exceeding 25-500 Kw (at 400 Volts)	-	0.00	0.00	-	-	-	-	-	-
B-3 TOD (peak) (for all loads upto 5000 Kw at 11, 33 KV)	8,770	2.58	2.63	11	11.30	-	(11)	(11.30)	-
B-3 - TOD (off-peak)	-	0.00	0.00	-	-	380	14.50	380	14.50
B-4 TOD (peak) (for all loads at 66, 132 KV & Above)	-	0.00	0.00	-	-	-	17.50	-	17.50
B-4 TOD (off-peak)	-	0.00	0.00	-	-	-	-	-	-
Temporary E-2 Industrial Supply	-	0.00	0.00	-	-	-	21.50	-	21.50
TOTAL INDUSTRIAL	16,633.00	5.36	5.47	0.04	13.16	0.59	7.89	0.55	(5.27)
Single Point Supply (Bulk)	-	0.00	0.00	-	0.00	-	-	-	-
C-1 (a) Sanctioned Load Less than 5Kw	6	0.01	0.01	-	16.50	-	16.00	-	(0.50)
C-1 (b) Sanctioned Load 5Kw & upto 500 Kw	2,985	0.53	0.54	16	15.50	400	15.50	385	-
Bulk Supply C-1(c) for supply at 400/230 Volts 5Kw & upto 500 Kw Peak	-	0.00	0.00	-	-	-	17.50	-	17.50
Bulk Supply C-1(c) (TOD) Off-Peak	-	0.00	0.00	-	-	-	11.50	-	11.50
C-2 (a) 11/33 KV upto & Including 5000 Kw	-	0.00	0.00	-	-	-	17.50	-	17.50
Bulk Supply C-2(b) (TOD) Peak 11/33 KV upto & Including 5000 Kw	-	0.00	0.00	-	-	-	11.30	-	11.30
Bulk Supply C-2(b) (TOD) Off-Peak 11/33 KV upto & Including 5000 Kw	-	0.00	0.00	-	-	-	-	-	-
Bulk Supply C-3 (b) (TOD) Peak at 66 Kv & above & sanctioned load above 5000 Kw	-	0.00	0.00	-	-	-	17.50	-	17.50
Bulk Supply C-3 (b) (TOD) Off-Peak at 66 Kv & above & sanctioned load above 5000 Kw	-	0.00	0.00	-	-	-	-	-	-
TOTAL BULK SUPPLY	2,991.00	0.54	0.55	0.08	15.52	2.21	15.51	2.13	(0.01)
Agricultural T-Wellis - Tariff D	-	0.00	0.00	-	-	-	-	-	-
D-1(a) Scarp / Agri. Less than 5KW	-	1.72	1.75	-	14.30	-	15.50	-	1.20
D-2 Agri T/Well	72,184	2.20	2.24	13	13.30	-	14.80	(13.30)	1.50
D-1 (b) - Peak Scarp & Agricultural 5KW & Above	-	0.00	0.00	-	-	-	17.50	-	17.50
D-1 (b) Off-Peak Scarp & Agricultural 5KW & Above	-	0.00	0.00	-	-	-	11.20	-	11.20
TOTAL AGRICULTURAL T/WELL	72,184.00	3.92	4.00	0.23	13.74	-	15.11	(0.23)	1.37
Public Lighting - Tariff-G	-	0.00	0.00	-	-	-	-	-	-
Residential Colony alt. to Industrial - H	-	0.00	0.00	-	-	-	-	-	-
K (AJK)	-	0.00	0.00	-	-	-	-	-	-
Time of Day (TOD - Peak)	-	0.00	0.00	-	-	-	-	-	-
Time of Day (TOD - Off-Peak)	-	0.00	0.00	-	-	-	-	-	-
Rawat Lab	-	0.00	0.00	-	-	-	-	-	-
Company Total	91,871	98	100	0.01	14.68	0.04	16.72	0.03	2.14

100.00

CHIEF EXECUTIVE OFFICER
FATA TESCO Peshawar

Distribution Company: TESCO
Existing & Proposed Tariff Statement
(Monthly, Quarterly as well as Consolidated)

Description	MDI Charged	Sales	Sales Mix	NEPRA Existing Tariff		Proposed New Tariff		Difference	
				Fixed Charge	Variable Charge	Fixed Charge	Variable Charge	Fixed Charge	Variable Charge
	(KW)	(MKWH)	(%)	(Min Rs)	(Min Rs)	(Min Rs)	(Min Rs)	(Min Rs)	(Min Rs)
Residential - A1 Sanctioned Load Less Than 5Kw	-	-	0.00	-	3	-	4	-	1
UPTO-50 Units per month	-	0.88	0.90	-	-	-	-	-	-
Consumption Exceeding 50 Units	-	28.98	29.57	-	323	-	420	-	97
1-100 Units P/M	-	33.04	33.71	-	512	-	611	-	99
101-300 Units P/M	-	17.29	17.65	-	303	-	337	-	35
301-700 Units P/M	-	7.21	7.36	-	141	-	143	-	2
ABOVE 700 Units	-	-	0.00	-	-	-	-	-	-
Time of Day (TOD - Peak) For Load 5Kw & Above	-	0.01	0.01	-	0	-	0	-	0
Time of Day (TOD - Off-Peak) For Load 5Kw & Above	-	-	0.00	-	-	-	-	-	-
Temporary E-1 (I) Residential Supply	-	-	-	-	-	-	1,615	-	234
TOTAL DOMESTIC	-	87.41	89.20	-	1,281	-	-	-	-
Commercial - A2	-	-	-	-	15	-	14	-	(1)
For Load Less 5KW	-	0.76	0.78	-	-	-	0	22,980	-
For Load requirement 5KW & Above	60	0.00	0.00	0	0	0	0	-	-
Time of Day (TOD - Peak)	3	-	0.00	0	-	0	-	-	-
Time of Day (TOD - Off-Peak)	-	-	0.00	-	-	-	-	-	-
Temporary E-1(II) Commercial Supply	-	-	-	-	-	-	14	22,980	(1)
TOTAL COMMERCIAL	63	0.77	0.78	0	15	0	-	45,960	-
INDUSTRIAL	-	-	-	-	17	-	17	-	-
B-1 upto 25 Kw (at 400/230 VOLTS)	-	1.08	1.11	-	-	-	-	-	-
B-1b (09) T Peak	-	-	0.00	-	-	-	-	-	-
B-1b (09) T Off Peak	-	-	0.00	-	-	-	-	-	-
B-2(a) exceeding 25-500 Kw (at 400 Volts)	7,683	1.70	1.74	0	25	3	26	3,031,187	1
B-2 (b) -TOD (Peak) exceeding 25-500 Kw (at 400 Volts)	-	-	0.00	-	-	-	-	-	-
B-2 -TOD (off- peak) exceeding 25-500 Kw (at 400 Volts)	-	-	0.00	-	-	-	-	(96,470)	(29)
B-3 TOD (peak) (for all loads upto 5000 Kw at 11, 33 KV)	8,770	2.58	2.63	0	29	-	-	-	-
B-3 - TOD (off-peak)	-	-	0.00	-	-	-	-	-	-
B-4 TOD (peak) (for all loads at 66, 132 KV & Above)	-	-	0.00	-	-	-	-	-	-
B-4 TOD (off-peak)	-	-	0.00	-	-	-	-	-	-
Temporary E-2 Industrial Supply	-	-	-	-	-	-	42	2,934,717	(26)
TOTAL INDUSTRIAL	16,633	5.36	5.47	0	71	3	-	-	-
Single Point Supply (Bulk)	-	-	0.00	-	-	-	0	-	(0)
C-1 (a) Sanctioned Load Less than 5Kw	6	0.01	0.01	-	0	-	8	1,147,733	-
C-1 (b) Sanctioned Load 5Kw & upto 500 Kw	2,985	0.53	0.54	0	8	1	-	-	-
Bulk Supply C-1(c) for supply at 400/230 Volts 5Kw & upto 500 Kw Peak	-	-	0.00	-	-	-	-	-	-
Bulk Supply C-1(c) (TOD) Off-Peak	-	-	0.00	-	-	-	-	-	-
C-2 (a) 11/33 KV upto & Including 5000 Kw	-	-	0.00	-	-	-	-	-	-
Bulk Supply C-2(b) (TOD) Peak 11/33 KV upto & Including 5000 Kw	-	-	0.00	-	-	-	-	-	-
Bulk Supply C-2(b) (TOD) Off-Peak 11/33 KV upto & Including 5000 Kw	-	-	0.00	-	-	-	-	-	-
Bulk Supply C-3 (b) (TOD) Peak at 66 Kv & above & sanctioned load above 5000 Kw	-	-	0.00	-	-	-	-	-	-
Bulk Supply C-3 (b) (TOD) Off-Peak at 66 Kv & above & sanctioned load above 5000 Kw	-	-	0.00	-	-	-	-	-	-
TOTAL BULK SUPPLY	2,991	0.64	0.66	0	8	1	8	1,147,733	(0)
Agricultural T-Well - Tariff D	-	-	1.72	1.75	-	25	-	27	-
D-1(a) Scarp / Agrl. Less than 5KW	72,184	2.20	2.24	1	29	-	33	(960,047)	3
D-2 Agrl T/Well	-	-	0.00	-	-	-	-	-	-
D-1 (b) - Peak Scarp & Agricultural 5KW & Above	-	-	0.00	-	-	-	59	(960,047)	5
D-1 (b) Off-Peak Scarp & Agricultural 5KW & Above	72,184	3.92	4.00	1	54	-	-	-	-
TOTAL AGRICULTURAL T/WELL	-	-	0.00	-	-	-	-	-	-
Public Lighting - Tariff-G	-	-	0.00	-	-	-	-	-	-
Residential Colony att. to Industrial - H	-	-	0.00	-	-	-	-	-	-
K (AJK)	-	-	0.00	-	-	-	-	-	-
Time of Day (TOD - Peak)	-	-	0.00	-	-	-	-	-	-
Time of Day (TOD - Off-Peak)	-	-	-	-	-	-	-	-	-
Rawat Lab	91,871	98	100.00	1	1,429	4	1,639	3,145,382	210
Company Total									

CHIEF EXECUTIVE OF
TESCO Peshawar

Distribution Company: TESCO
Existing & Proposed Tariff Statement
(Monthly, Quarterly as well as Consolidated)

Description	MOI Charges	Sales	Sales Mix	NEPRA Existing Tariff		Proposed New Tariff		Difference	
				Fixed Charge	Variable Charge	Fixed Charge	Variable Charge	Fixed Charge	Variable Charge
	(KW)	(MkWh)	(%)	(Rs/kWh)	(Rs/kWh)	(Rs/kWh)	(Rs/kWh)	(Rs/kWh)	(Rs/kWh)
Residential - A1 Sanctioned Load Less Than 5Kw	-	0.00	0.00	-	3.00	-	4.00	-	1.00
UPTO-50 Units per month	-	1.49	1.54	-	-	-	-	-	-
Consumption Exceeding 50 Units	-	0.00	0.00	-	-	-	14.50	-	3.35
1-100 Units P/M	-	27.15	27.99	-	11.15	-	18.00	-	2.50
101-300 Units P/M	-	31.54	32.51	-	15.50	-	18.50	-	1.00
301-700 Units P/M	-	17.47	18.01	-	17.50	-	19.50	-	-
ABOVE 700 Units	-	0.74	0.01	-	10.50	-	-	-	-
Time of Day (TOD - Peak) For Load 5Kw & Above	-	0.00	0.00	-	11.50	-	16.04	-	4.54
Time of Day (TOD - Off-Peak) For Load 5Kw & Above	-	0.01	0.01	-	19.50	-	19.54	-	0.04
Temporary E-1 (I) Residential Supply	-	0.00	0.00	-	-	-	16.91	-	2.19
TOTAL DOMESTIC	-	88.39	89.07	-	14.73	-	16.91	-	2.19
Commercial - A2	-	0.00	0.00	-	-	-	17.50	-	(2.00)
For Load Less 5KW	-	0.70	0.72	-	19.50	-	16.50	383.00	(0.50)
For Load requirement 5KW & Above	41	0.00	0.00	17	17.00	400	17.50	-	17.50
Time of Day (TOD - Peak)	-	0.00	0.00	-	-	-	12.50	-	1.00
Time of Day (TOD - Off-Peak)	2	0.00	0.00	400	11.50	400	380	380.00	-
Temporary E-1(II) Commercial Supply	-	0.00	0.00	-	-	-	17.50	0.02	(2.00)
TOTAL COMMERCIAL	43.00	0.70	0.72	0.00	19.60	0.02	17.50	0.02	(2.00)
INDUSTRIAL	-	0.00	0.00	-	0.00	-	-	-	-
B-1 upto 25 Kw (at 400/230 VOLTS)	-	0.95	0.98	-	15.50	-	15.50	-	-
B-1b (09) T Peak	-	0.00	0.00	-	-	-	-	-	-
B-1b (09) T Off Peak	-	0.00	0.00	-	-	-	-	-	-
B-2(a) exceeding 25-500 Kw (at 400 Volts)	7,438	1.37	1.41	15	14.50	400	14.50	386	-
B-2 (b) -TOD (Peak) exceeding 25-500 Kw (at 400 Volts)	-	0.00	0.00	-	-	-	-	-	-
B-2 - TOD (off-peak) exceeding 25-500 Kw (at 400 Volts)	-	0.00	0.00	-	-	-	-	-	-
B-3 TOD (peak) (for all loads upto 5000 Kw at 11, 33 KV)	-	0.00	0.00	-	-	380	14.50	369	3.20
B-3 - TOD (off-peak)	7,778	1.97	2.03	11	11.30	-	17.50	-	17.50
B-4 TOD (peak) (for all loads at 66, 132 KV & Above)	-	0.00	0.00	-	-	-	-	-	-
B-4 TOD (off-peak)	-	0.00	0.00	-	15.50	-	21.50	-	6.00
Temporary E-2 Industrial Supply	-	0.00	0.00	-	-	-	-	-	-
TOTAL INDUSTRIAL	15,216.00	4.29	4.42	0.04	13.25	1.38	14.72	1.34	1.47
Single Point Supply (Bulk)	-	0.00	0.00	-	0.00	-	-	-	-
C-1 (a) Sanctioned Load Less than 5Kw	6	0.01	0.01	-	16.50	-	15.00	-	(1.50)
C-1 (b) Sanctioned Load 5Kw & upto 500 Kw	2,964	0.47	0.49	16	15.50	400	14.50	385	(1.00)
Bulk Supply C-1(c) for supply at 400/230 Volts 5Kw & upto 500 Kw Peak	-	0.00	0.00	-	-	-	17.50	-	17.50
Bulk Supply C-1(c) (TOD) Off-Peak	-	0.00	0.00	-	-	-	11.50	-	11.50
C-2 (a) 11/33 KV upto & Including 5000 Kw	-	0.00	0.00	-	-	-	17.50	-	17.50
Bulk Supply C-2(b) (TOD) Peak 11/33 KV upto & Including 5000 Kw	-	0.00	0.00	-	-	-	11.30	-	11.30
Bulk Supply C-2(b) (TOD) Off-Peak 11/33 KV upto & Including 5000 Kw	-	0.00	0.00	-	-	-	-	-	-
Bulk Supply C-3 (b) (TOD) Peak at 66 Kv & above & sanctioned load above 5000 Kw	-	0.00	0.00	-	-	-	17.50	-	17.50
Bulk Supply C-3 (b) (TOD) Off-Peak at 66 Kv & above & sanctioned load above 5000 Kw	-	0.00	0.00	-	-	-	-	-	-
TOTAL BULK SUPPLY	2,970.00	0.48	0.50	0.08	15.52	2.45	14.51	2.37	(1.01)
Agricultural T-Well - Tariff D	-	0.00	0.00	-	-	-	14.00	-	(0.30)
D-1(a) Scarp / Agri. Less than 5KW	72,184	3.92	4.04	13	13.30	-	14.80	(13.30)	1.50
D-2 Agri TWell	-	0.00	0.00	-	-	-	17.50	-	17.50
D-1 (b) - Peak Scarp & Agricultural 5KW & Above	-	0.00	0.00	-	-	-	11.20	-	11.20
D-1 (b) Off-Peak Scarp & Agricultural 5KW & Above	-	0.00	0.00	-	-	-	-	-	-
TOTAL AGRICULTURAL TWELL	72,184.00	5.14	5.29	0.17	13.54	-	14.61	(0.17)	1.07
Public Lighting - Tariff-G	-	0.00	0.00	-	-	-	-	-	-
Residential Colony att. to Industrial - H	-	0.00	0.00	-	-	-	-	-	-
K (AJK)	-	0.00	0.00	-	-	-	-	-	-
Time of Day (TOD - Peak)	-	0.00	0.00	-	-	-	-	-	-
Time of Day (TOD - Off-Peak)	-	0.00	0.00	-	-	-	-	-	-
Rawat Lab	-	0.00	0.00	-	-	-	-	-	-
Company Total	90,413	97	100	0.01	14.64	0.07	16.68	0.06	2.04

CHIEF EXECUTIVE OFFICER
TESCO

Distribution Company: TESCO
Existing & Proposed Tariff Statement
(Monthly, Quarterly as well as Consolidated)

Description	Fixed Charge	Sales	Sales Mix	NEPRA Existing Tariff		Proposed New Tariff		Difference	
				Fixed Charge	Variable Charge	Fixed Charge	Variable Charge	Fixed Charge	Variable Charge
	(Kw)	(MkWh)	(%)	(Min Rs)	(Min Rs)	(Min Rs)	(Min Rs)	(Min Rs)	(Min Rs)
Residential - A1 Sanctioned Load Less Than 5Kw	-	-	0.00	-	4	-	0	-	1
UPTO-50 Units per month	-	1.49	1.54	-	-	-	-	-	-
Consumption Exceeding 50 Units	-	-	0.00	-	-	-	-	-	91
1-100 Units P/M	-	27.15	27.99	-	303	-	394	-	79
101-300 Units P/M	-	31.54	32.51	-	489	-	588	-	17
301-700 Units P/M	-	17.47	18.01	-	306	-	323	-	-
ABOVE 700 Units	-	8.74	9.01	-	170	-	170	-	-
Time of Day (TOD - Peak) For Load 5Kw & Above	-	-	0.00	-	0	-	0	-	0
Time of Day (TOD - Off-Peak) For Load 5Kw & Above	-	0.01	0.01	-	-	-	-	-	-
Temporary E-1 (I) Residential Supply	-	-	0.00	-	-	-	-	-	-
TOTAL DDMESTIC	-	88.39	89.07	-	1,272	-	1,481	-	189
Commercial - A2	-	-	-	-	-	-	-	-	(1)
For Load Less 5KW	-	0.70	0.72	-	14	-	12	-	-
For Load requirement 5KW & Above	41	-	0.00	0	-	0	-	15,703	-
Time of Day (TOD - Peak)	-	-	0.00	-	-	-	-	-	-
Time of Day (TOD - Off-Peak)	2	-	0.00	0	-	0	-	-	-
Temporary E-1 (II) Commercial Supply	-	-	0.00	-	-	-	-	-	-
TOTAL COMMERCIAL	43	0.70	0.72	0	14	0	12	15,703	(1)
INDUSTRIAL	-	-	0.00	-	-	-	-	-	-
B-1 upto 25 Kw (at 400/230 VOLTS)	-	0.95	0.98	-	15	-	15	-	-
B-1b (09) T Peak	-	-	0.00	-	-	-	-	-	-
B-1b (09) T Off Peak	-	-	0.00	-	-	-	-	-	-
B-2(a) exceeding 25-500 Kw (at 400 Volts)	7,438	1.37	1.41	0	20	3	20	2,867,349	-
B-2 (b) -TOD (Peak) exceeding 25-500 Kw (at 400 Volts)	-	-	0.00	-	-	-	-	-	-
B-2 -TOD (off-peak) exceeding 25-500 Kw (at 400 Volts)	-	-	0.00	-	-	-	-	-	-
B-3 TOD (peak) (for all loads upto 5000 Kw at 11, 33 KV)	-	-	0.00	-	-	-	-	-	-
B-3 TOD (peak)	7,778	1.97	2.03	0	22	3	29	2,867,749	6
B-3 - TOD (off-peak)	-	-	0.00	-	-	-	-	-	-
B-4 TOD (peak) (for all loads at 66, 132 KV & Above)	-	-	0.00	-	-	-	-	-	-
B-4 TOD (off-peak)	-	-	0.00	-	-	-	-	-	-
Temporary E-2 Industrial Supply	-	-	0.00	-	-	-	-	-	-
TOTAL INDUSTRIAL	15,216	4.29	4.42	0	57	6	63	5,735,098	6
Single Point Supply (Bulk)	-	-	0.00	-	-	-	-	-	(0)
C-1 (a) Sanctioned Load Less than 5Kw	6	0.01	0.01	-	0	-	0	-	(0)
C-1 (b) Sanctioned Load 5Kw & upto 500 Kw	2,984	0.47	0.49	0	7	1	7	1,139,658	(0)
Bulk Supply C-1(c) for supply at 400/230 Volts 5Kw & upto 500 Kw Peak	-	-	0.00	-	-	-	-	-	-
Bulk Supply C-1(c) (TOD) Off-Peak	-	-	0.00	-	-	-	-	-	-
C-2 (a) 11/33 KV upto & Including 5000 Kw	-	-	0.00	-	-	-	-	-	-
Bulk Supply C-2(b) (TOD) Peak 11/33 KV upto & Including 5000 Kw	-	-	0.00	-	-	-	-	-	-
Bulk Supply C-2(b) (TOD) Off-Peak 11/33 KV upto & Including 5000 Kw	-	-	0.00	-	-	-	-	-	-
Bulk Supply C-3 (b) (TOD) Peak at 66 Kv & above & sanctioned load above 5000 Kw	-	-	0.00	-	-	-	-	-	-
Bulk Supply C-3 (b) (TOD) Off-Peak at 66 Kv & above & sanctioned load above 5000 Kw	-	-	0.00	-	-	-	-	-	-
TOTAL BULK SUPPLY	2,970	0.48	0.50	0	8	1	7	1,139,658	(0)
Agricultural T-Well - Tariff D	-	-	1.22	1.26	-	17	-	17	(0)
D-1(a) Scarp / Agri. Less than 5KW	72,184	3.92	4.04	1	52	-	58	(960,047)	6
D-2 Agri T/Well	-	-	0.00	-	-	-	-	-	-
D-1 (b) - Peak Scarp & Agricultural 5KW & Above	-	-	0.00	-	-	-	-	-	-
D-1 (b) Off-Peak Scarp & Agricultural 5KW & Above	-	-	0.00	-	-	-	-	-	-
TOTAL AGRICULTURAL T/WELL	72,184	5.14	5.29	1	70	-	75	(960,047)	6
Public Lighting - Tariff-G	-	-	0.00	-	-	-	-	-	-
Residential Colony att. to Industrial - H	-	-	0.00	-	-	-	-	-	-
K (AJK)	-	-	0.00	-	-	-	-	-	-
Time of Day (TOD - Peak)	-	-	0.00	-	-	-	-	-	-
Time of Day (TOD - Off-Peak)	-	-	0.00	-	-	-	-	-	-
Rawat Lab	-	-	0.00	-	-	-	-	-	-
Company Total	90,413	97	100.00	1	1,420	7	1,818	5,930,411	199

CHIEF EXECUTIVE OFFICER
FATA TESCO Peshawar

Distribution Company: TESCO
Existing & Proposed Tariff Statement
(Monthly, Quarterly as well as Consolidated)

Description	MDI Charged	Sales	Sales Mix	NEPRA Existing Tariff		Proposed New Tariff		Difference	
				Fixed Charge	Variable Charge	Fixed Charge	Variable Charge	Fixed Charge	Variable Charge
	(KW)	(MkWh)	(%)	(Rs/KWM)	(Rs/AWh)	(Rs/KWM)	(Rs/AWh)	(Rs/KWM)	(Rs/AWh)
Residential - A1 Sanctioned Load Less Than 5Kw	-	0.00	0.00	-	-	-	4.00	-	1.00
UPTO-50 Units per month	-	0.73	0.77	-	3.00	-	-	-	-
Consumption Exceeding 50 Units	-	0.00	0.00	-	-	-	-	-	3.35
1-100 Units P/M	-	24.60	25.89	-	11.15	-	14.50	-	1.55
101-300 Units P/M	-	29.89	31.47	-	15.50	-	17.05	-	1.00
301-700 Units P/M	-	19.81	20.85	-	17.50	-	18.50	-	(0.50)
ABOVE 700 Units	-	11.21	11.80	-	19.50	-	19.00	-	3.50
Time of Day (TOD - Peak) For Load 5Kw & Above	-	0.00	0.00	-	11.50	-	15.00	-	(0.50)
Time of Day (TOD - Off-Peak) For Load 5Kw & Above	-	0.00	0.00	-	19.50	-	19.00	-	1.67
Temporary E-1 (i) Residential Supply	-	-	-	-	16.13	-	16.80	-	-
TOTAL DOMESTIC	-	86.24	90.78	-	16.13	-	16.80	-	-
Commercial - A2	-	0.00	0.00	-	-	-	17.50	-	(2.00)
For Load Less 5KW	-	0.62	0.65	-	19.50	-	-	-	(0.50)
For Load requirement 5KW & Above	47	0.00	0.00	17	17.00	400	16.50	383.00	17.50
Time of Day (TOD - Peak)	-	0.00	0.00	-	-	-	17.50	-	1.00
Time of Day (TOD - Off-Peak)	2	0.00	0.00	400	11.50	400	12.50	-	-
Temporary E-1(ii) Commercial Supply	-	0.00	0.00	-	-	380	-	380.00	-
TOTAL COMMERCIAL	49.00	0.62	0.66	0.00	19.48	0.03	17.49	0.03	(1.99)
INDUSTRIAL	-	0.00	0.00	-	0.00	-	-	-	-
B-1 upto 25 Kw (at 400/230 VOLTS)	-	0.66	0.70	-	15.50	-	15.50	-	-
B-1b (09) T Peak	-	0.00	0.00	-	-	-	-	-	-
B-1b (09) T Off Peak	-	0.00	0.00	-	-	-	-	-	-
B-2(a) exceeding 25-500 Kw (at 400 Volts)	40,427	2.00	2.11	15	14.50	400	14.50	386	-
B-2 (b) -TOD (Peak) exceeding 25-500 Kw (at 400 Volts)	-	0.00	0.00	-	-	-	-	-	-
B-2 -TOD (off-peak) exceeding 25-500 Kw (at 400 Volts)	-	0.00	0.00	-	-	-	-	-	-
B-3 TOD (peak) (for all loads upto 5000 Kw at 11, 33 KV)	-	0.00	0.00	-	-	-	-	-	3.20
B-3 - TOD (off-peak)	5,468	1.42	1.50	11	11.30	380	14.50	369	17.50
B-4 TOD (peak) (for all loads at 66, 132 KV & Above)	-	0.00	0.00	-	-	-	17.50	-	-
B-4 TOD (off-peak)	-	0.00	0.00	-	-	-	21.50	-	6.00
Temporary E-2 Industrial Supply	-	0.00	0.00	-	15.50	-	-	-	1.11
TOTAL INDUSTRIAL	45,895.00	4.08	4.30	0.12	13.55	4.47	14.66	4.35	-
Single Point Supply (Bulk)	-	0.00	0.00	-	0.00	-	-	-	(1.50)
C-1 (a) Sanctioned Load Less than 5Kw	-	0.01	0.01	-	16.50	-	15.00	-	(1.00)
C-1 (b) Sanctioned Load 5Kw & upto 500 Kw	2,756	0.40	0.42	16	15.50	400	14.50	385	-
Bulk Supply C-1(c) for supply at 400/230 Volts 5Kw & upto 500 Kw Peak	-	0.00	0.00	-	-	-	17.50	-	17.50
Bulk Supply C-1(c) (TOD) Off-Peak	-	0.00	0.00	-	-	-	11.50	-	17.50
C-2 (a) 11/33 KV upto & Including 5000 Kw	-	0.00	0.00	-	-	-	17.50	-	11.30
Bulk Supply C-2(b) (TOD) Peak 11/33 KV upto & Including 5000 Kw	-	0.00	0.00	-	-	-	-	-	-
Bulk Supply C-2(b) (TOD) Off-Peak 11/33 KV upto & Including 5000 Kw	-	0.00	0.00	-	-	-	17.50	-	17.50
Bulk Supply C-3 (b) (TOD) Peak at 66 Kv & above & sanctioned load above 5000 Kw	-	0.00	0.00	-	-	-	-	-	-
Bulk Supply C-3 (b) (TOD) Off-Peak at 66 Kv & above & sanctioned load above 5000 Kw	-	0.00	0.00	-	-	-	-	-	(1.01)
TOTAL BULK SUPPLY	2,756.00	0.41	0.43	0.08	16.52	2.68	14.51	2.60	-
Agricultural T-Well - Tariff D	-	0.00	0.00	-	-	-	-	-	(1.30)
D-1(a) Scarp / Agri. Less than 5KW	-	1.19	1.25	-	14.30	-	13.00	-	(0.30)
D-2 Agri TWell	72,184	2.45	2.58	13	13.30	-	17.50	13.00	17.50
D-1 (b) - Peak Scarp & Agricultural 6KW & Above	-	0.00	0.00	-	-	-	11.20	-	11.20
D-1 (b) Off-Peak Scarp & Agricultural 6KW & Above	-	0.00	0.00	-	-	-	-	(0.20)	(0.63)
TOTAL AGRICULTURAL TWell	72,184.00	3.64	3.83	0.20	13.63	-	13.00	-	-
Public Lighting - Tariff-G	-	0.00	0.00	-	-	-	-	-	-
Residential Colony att. to Industrial - H	-	0.00	0.00	-	-	-	-	-	-
K (AJK)	-	0.00	0.00	-	-	-	-	-	-
Time of Day (TOD - Peak)	-	0.00	0.00	-	-	-	-	-	-
Time of Day (TOD - Off-Peak)	-	0.00	0.00	-	-	-	-	-	-
Rawat Lab	-	0.00	0.00	-	-	-	-	-	-
Company Total	120,884	95	100	0.01	15.04	0.20	16.56	0.19	1.52
			100.00						

CHIEF EXECUTIVE OFFICER
ATA TESCO Peshawar

Distribution Company: TESCO
Existing & Proposed Tariff Statement

Dec-14

(Monthly, Quarterly as well as Consolidated)

Description	NEDRA Existing Tariff			Proposed New Tariff			Difference	
	MDI Charge	Sales	Sales Mix	Fixed Charge	Variable Charge	Fixed Charge	Variable Charge	Variable Charge
	(KW)	(MkWh)	(%)	(Min Rs)	(Min Rs)	(Min Rs)	(Min Rs)	(Min Rs)
Residential - A1 Sanctioned Load Less Than 5Kw	-	-	0.00	-	-	-	-	-
UPTC-50 Units per month	-	0.73	0.77	-	2	-	3	1
Consumption Exceeding 50 Units	-	-	0.00	-	-	-	-	-
1-100 Units P/M	-	24.60	25.89	-	274	-	357	82
101-300 Units P/M	-	29.89	31.47	-	463	-	510	46
301-700 Units P/M	-	19.81	20.85	-	347	-	366	20
ABOVE 700 Units	-	11.21	11.80	-	219	-	213	(6)
Time of Day (TOD - Peak) For Load 5Kw & Above	-	-	0.00	-	-	-	-	-
Time of Day (TOD - Off-Peak) For Load 5Kw & Above	-	0.00	0.00	-	0	-	0	0
Temporary E-1 (I) Residential Supply	-	-	0.00	-	-	-	-	-
TOTAL DOMESTIC	-	86.24	90.78	-	1,305	-	1,449	144
Commercial - A2	-	-	-	-	-	-	-	-
For Load Less 5Kw	-	0.62	0.65	-	12	-	11	(1)
For Load requirement 5Kw & Above	41	0.00	0.00	0	0	0	10,001	(10)
Time of Day (TOD - Peak)	-	-	0.00	-	-	-	-	-
Time of Day (TOD - Off-Peak)	2	-	0.00	0	-	0	-	-
Temporary E-1 (II) Commercial Supply	-	-	0.00	-	-	-	-	-
TOTAL COMMERCIAL	49	0.62	0.66	0	12	0	11	10,001
INDUSTRIAL	-	-	0.00	-	-	-	-	-
B-1 upto 25 Kw (at 400/230 VOLTS)	-	0.66	0.70	-	10	-	10	-
B-1b (09) T Peak	-	-	0.00	-	-	-	-	-
B-1b (09) T Off Peak	-	-	0.00	-	-	-	-	-
B-2(a) exceeding 25-500 Kw (at 400 Volts)	40,427	2.00	2.11	1	29	16	29	15,584,609
B-2 (b) -TOD (Peak) exceeding 25-500 Kw (at 400 Volts)	-	-	0.00	-	-	-	-	-
B-2 -TOD (off-peak) exceeding 25-500 Kw (at 400 Volts)	-	-	0.00	-	-	-	-	-
B-3 TOD (peak) (for all loads upto 5000 Kw at 11, 33 KV)	-	-	0.00	-	-	-	-	-
B-3 - TOD (off-peak)	5,468	1.42	1.50	0	16	2	21	2,016,052
B-4 TOD (peak) (for all loads at 66, 132 KV & Above)	-	-	0.00	-	-	-	-	-
B-4 TOD (off-peak)	-	-	0.00	-	-	-	-	-
Temporary E-2 Industrial Supply	-	-	0.00	-	-	-	-	-
TOTAL INDUSTRIAL	45,895	4.08	4.30	1	55	18	60	17,600,660
Single Point Supply (Bulk)	-	-	0.00	-	-	-	-	-
C-1 (a) Sanctioned Load Less than 5Kw	-	0.01	0.01	-	0	-	0	(0)
C-1 (b) Sanctioned Load 5Kw & upto 500 Kw	2,756	0.40	0.42	0	6	1	6	1,059,682
Bulk Supply C-1(c) for supply at 400/230 Volts 5Kw & upto 500 Kw Peak	-	-	0.00	-	-	-	-	-
Bulk Supply C-1(c) (TOD) Off-Peak	-	-	0.00	-	-	-	-	-
C-2 (a) 11/33 KV upto & Including 5000 Kw	-	-	0.00	-	-	-	-	-
Bulk Supply C-2(b) (TOD) Peak 11/33 KV upto & Including 5000 Kw	-	-	0.00	-	-	-	-	-
Bulk Supply C-2(b) (TOD) Off-Peak 11/33 KV upto & Including 5000 Kw	-	-	0.00	-	-	-	-	-
Bulk Supply C-3 (b) (TOD) Peak at 66 Kv & above & sanctioned load above 5000 Kw	-	-	0.00	-	-	-	-	-
Bulk Supply C-3 (b) (TOD) Off-Peak at 66 Kv & above & sanctioned load above 5000 Kw	-	-	0.00	-	-	-	-	-
TOTAL BULK SUPPLY	2,756	0.41	0.43	0	6	1	6	1,059,682
Agricultural T-Well - Tariff D	-	-	-	-	-	-	-	-
D-1(a) Scarp / Agrl. Less than 5KW	-	1.19	1.25	-	17	-	15	(2)
D-2 Agrl T/Well	72,184	2.45	2.58	1	33	-	32	(960,047)
D-1 (b) - Peak Scarp & Agricultural 5KW & Above	-	-	0.00	-	-	-	-	-
D-1 (b) Off-Peak Scarp & Agricultural 5KW & Above	-	-	0.00	-	-	-	-	-
TOTAL AGRICULTURAL T/Well	72,184	3.64	3.83	1	50	-	47	(960,047)
Public Lighting - Tariff-G	-	-	0.00	-	-	-	-	-
Residential Colony att. to Industrial - H	-	-	0.00	-	-	-	-	-
K (AJK)	-	-	0.00	-	-	-	-	-
Time of Day (TOD - Peak)	-	-	0.00	-	-	-	-	-
Time of Day (TOD - Off-Peak)	-	-	0.00	-	-	-	-	-
Rawat Lab	-	-	-	-	-	-	-	-
Company Total	120,884	95	100.00	2	1,429	19	1,573	17,718,296

CHIEF EXECUTIVE OFFICER
FATA TESCO Peshawar

Distribution Company: TESCO
Existing & Proposed Tariff Statement
(Monthly, Quarterly as well as Consolidated)

Description	KVA Charged	Sales	Sales MVA	NEPRA Existing Tariff		Proposed New Tariff		Difference	
				Fixed Charge	Variable Charge	Fixed Charge	Variable Charge	Fixed Charge	Variable Charge
	(KW)	(MkWh)	(MVA)	(Rs/KW/M)	(Rs/KWh)	(Rs/KW/M)	(Rs/KWh)	(Rs/KW/M)	(Rs/KWh)
Residential - A1 Sanctioned Load Less Than 5Kw	-	0.00	0.00	-	-	-	-	-	-
UPTO-50 Units per month	-	0.46	0.49	-	3.00	-	4.00	-	1.00
Consumption Exceeding 50 Units	-	0.00	0.00	-	-	-	-	-	-
1-100 Units P/M	-	22.66	24.36	-	11.15	-	14.05	-	2.90
101-300 Units P/M	-	28.60	30.75	-	15.50	-	17.10	-	1.60
301-700 Units P/M	-	20.39	21.92	-	17.50	-	18.50	-	1.00
ABOVE 700 Units	-	13.05	14.03	-	19.50	-	19.50	-	-
Time of Day (TOD - Peak) For Load 5Kw & Above	-	0.00	0.00	-	-	-	-	-	-
Time of Day (TOD - Off-Peak) For Load 5Kw & Above	-	0.00	0.00	-	11.50	-	16.04	-	4.54
Temporary E-1 (I) Residential Supply	-	0.00	0.00	-	19.50	-	19.54	-	0.04
TOTAL DOMESTIC	-	85.15	91.56	-	15.37	-	16.92	-	1.55
Commercial - A2	-	0.00	0.00	-	-	-	-	-	-
For Load Less 5KW	-	0.57	0.62	-	19.50	-	17.50	-	(2.00)
For Load requirement 5KW & Above	69	0.00	0.01	17	17.00	400	16.50	393.00	(0.50)
Time of Day (TOD - Peak)	2	0.00	0.00	-	-	-	17.50	-	17.50
Time of Day (TOD - Off-Peak)	-	0.00	0.00	400	11.50	400	12.50	-	1.00
Temporary E-1(II) Commercial Supply	-	0.00	0.00	-	-	380	-	380.00	-
TOTAL COMMERCIAL	71.00	0.68	0.62	0.00	19.48	0.06	17.49	0.06	(1.99)
INDUSTRIAL	-	0.00	0.00	-	0.00	-	-	-	-
B-1 upto 25 Kw (at 400/230 VOLTS)	-	0.04	0.08	-	15.50	-	15.50	-	-
B-1b (09) T Peak	-	0.00	0.00	-	-	-	-	-	-
B-1b (09) T Off Peak	-	0.00	0.00	-	-	-	-	-	-
B-2(a) exceeding 25-500 Kw (at 400 Volts)	10,330	1.44	1.55	15	14.50	400	14.50	386	-
B-2 (b) -TOD (Peak) exceeding 25-500 Kw (at 400 Volts)	-	0.00	0.00	-	-	-	-	-	-
B-2 -TOD (off-peak) exceeding 25-500 Kw (at 400 Volts)	-	0.00	0.00	-	-	-	-	-	-
B-3 TOD (peak) (for all loads upto 5000 Kw at 11, 33 KV)	-	0.00	0.00	-	-	-	-	-	-
B-3 - TOD (off-peak)	4,727	0.89	0.95	11	11.30	380	14.50	369	3.20
B-4 TOD (peak) (for all loads at 66, 132 KV & Above)	-	0.00	0.00	-	-	-	17.50	-	17.50
B-4 TOD (off-peak)	-	0.00	0.00	-	-	-	-	-	-
Temporary E-2 Industrial Supply	-	0.00	0.00	-	15.50	-	21.50	-	6.00
TOTAL INDUSTRIAL	15,057.00	2.97	3.19	0.05	13.76	2.00	14.71	1.95	0.96
Single Point Supply (Bulk)	-	0.00	0.00	-	0.00	-	-	-	-
C-1 (a) Sanctioned Load Less than 5KW	-	0.01	0.01	-	16.50	-	15.00	-	(1.50)
C-1 (b) Sanctioned Load 5Kw & upto 500 Kw	2,755	0.37	0.39	16	15.50	400	14.50	385	(1.00)
Bulk Supply C-1(c) for supply at 400/230 Volts 5Kw & upto 500 Kw Peak	-	0.00	0.00	-	-	-	17.50	-	17.50
Bulk Supply C-1(c) (TOD) Off-Peak	-	0.00	0.00	-	-	-	11.50	-	11.50
C-2 (a) 11/33 KV upto & including 5000 Kw	-	0.00	0.00	-	-	-	17.50	-	17.50
Bulk Supply C-2(b) (TOD) Peak 11/33 KV upto & including 5000 Kw	-	0.00	0.00	-	-	-	11.30	-	11.30
Bulk Supply C-2(b) (TOD) Off-Peak 11/33 KV upto & including 5000 Kw	-	0.00	0.00	-	-	-	-	-	-
Bulk Supply C-3 (b) (TOD) Peak at 66 Kv & above & sanctioned load above 5000 Kw	-	0.00	0.00	-	-	-	17.50	-	17.50
Bulk Supply C-3 (b) (TOD) Off-Peak at 66 Kv & above & sanctioned load above 5000 Kw	-	0.00	0.00	-	-	-	-	-	-
TOTAL BULK SUPPLY	2,755.00	0.37	0.40	0.08	15.52	2.95	14.51	2.88	(1.01)
Agricultural T-Wells - Tariff D	-	0.00	0.00	-	-	-	-	-	-
D-1(a) Scarp / Agri. Less than 5KW	-	0.96	1.03	-	14.30	-	13.50	-	(0.80)
D-2 Agri T/Well	72,184	2.97	3.20	13	13.30	-	12.97	(13.30)	(0.33)
D-1 (b) - Peak Scarp & Agricultural 5KW & Above	-	0.00	0.00	-	-	-	17.50	-	17.50
D-1 (b) Off-Peak Scarp & Agricultural 5KW & Above	-	0.00	0.00	-	-	-	11.20	-	11.20
TOTAL AGRICULTURAL T/WELL	72,184.00	3.93	4.23	0.16	13.54	-	13.10	(0.16)	(0.44)
Public Lighting - Tariff-G	-	0.00	0.00	-	-	-	-	-	-
Residential Colony att. to Industrial - H	-	0.00	0.00	-	-	-	-	-	-
K (AJK)	-	0.00	0.00	-	-	-	-	-	-
Time of Day (TOD - Peak)	-	0.00	0.00	-	-	-	-	-	-
Time of Day (TOD - Off-Peak)	-	0.00	0.00	-	-	-	-	-	-
Rawat Lab	-	0.00	0.00	-	-	-	-	-	-
Company Total	90,067	93	100	0.01	15.26	0.08	16.68	0.07	1.42

CHIEF EXECUTIVE OFFICER
ATA TESCO Peshawar

Distribution Company: TESCO

Nov-14

Existing & Proposed Tariff Statement

(Monthly, Quarterly as well as Consolidated)

Description	NEPRA Existing Tariff			Proposed New Tariff		Difference			
	MDI Charged	Sales	Sales Mix	Fixed Charge	Variable Charge	Fixed Charge	Variable Charge	Fixed Charge	Variable Charge
	(KW)	(MkWh)	(%)	(Min Rs)	(Min Rs)	(Min Rs)	(Min Rs)	(Min Rs)	(Min Rs)
Residential - A1 Sanctioned Load Less Than 5Kw	-	-	0.00	-	-	-	-	-	-
UPTO-50 Units per month	-	0.46	0.49	-	1	-	2	-	0
Consumption Exceeding 50 Units	-	-	0.00	-	-	-	-	-	-
1-100 Units P/M	-	22.66	24.36	-	253	-	318	-	66
101-300 Units P/M	-	28.60	30.75	-	443	-	489	-	46
301-700 Units P/M	-	20.39	21.92	-	357	-	377	-	20
ABOVE 700 Units	-	13.05	14.03	-	254	-	254	-	-
Time of Day (TOD - Peak) For Load 5Kw & Above	-	-	0.00	-	-	-	-	-	-
Time of Day (TOD - Off-Peak) For Load 5Kw & Above	-	0.00	0.00	-	0	-	0	-	0
Temporary E-1 (i) Residential Supply	-	-	0.00	-	-	-	-	-	-
TOTAL DOMESTIC	-	85.15	91.56	-	1,309	-	1,441	-	132
Commercial - A2	-	-	-	-	-	-	-	-	-
For Load Less 5Kw	-	0.57	0.62	-	11	-	10	-	(1)
For Load requirement 5Kw & Above	69	0.00	0.01	0	0	0	0	26,427	(0)
Time of Day (TOD - Peak)	2	-	0.00	-	-	-	-	-	-
Time of Day (TOD - Off-Peak)	-	-	0.00	-	-	-	-	-	-
Temporary E-1(ii) Commercial Supply	-	-	0.00	-	-	-	-	-	-
TOTAL COMMERCIAL	71	0.58	0.62	0	11	0	10	26,427	(1)
INDUSTRIAL	-	-	0.00	-	-	-	-	52,854	-
B-1 upto 25 Kw (at 400/230 VOLTS)	-	0.64	0.68	-	10	-	10	-	-
B-1b (09) T Peak	-	-	0.00	-	-	-	-	-	-
B-1b (09) T Off Peak	-	-	0.00	-	-	-	-	-	-
B-2(a) exceeding 25-500 Kw (at 400 Volts)	10,330	1.44	1.55	0	21	4	21	3,982,215	-
B-2 (b) -TDD (Peak) exceeding 25-500 Kw (at 400 Volts)	-	-	0.00	-	-	-	-	-	-
B-2 -TOD (off-peak) exceeding 25-500 Kw (at 400 Volts)	-	-	0.00	-	-	-	-	-	-
B-3 TOD (peak) (for all loads upto 5000 Kw at 11, 33 KV)	-	-	0.00	-	-	-	-	-	-
B-3 - TOD (off-peak)	4,727	0.89	0.95	0	10	2	13	1,742,845	3
B-4 TDD (peak) (for all loads at 66, 132 KV & Above)	-	-	0.00	-	-	-	-	-	-
B-4 TDD (off-peak)	-	-	0.00	-	-	-	-	-	-
Temporary E-2 Industrial Supply	-	-	0.00	-	-	-	-	-	-
TOTAL INDUSTRIAL	15,057	2.97	3.19	0	41	6	44	5,725,060	3
Single Point Supply (Bulk)	-	-	0.00	-	-	-	-	-	-
C-1 (a) Sanctioned Load Less than 5Kw	-	0.01	0.01	-	0	-	0	-	(0)
C-1 (b) Sanctioned Load 5Kw & upto 500 Kw	2,755	0.37	0.39	0	6	1	5	1,059,298	(0)
Bulk Supply C-1(c) for supply at 400/230 Volts 5Kw & upto 500 Kw Peak	-	-	0.00	-	-	-	-	-	-
Bulk Supply C-1(c) (TDD) Off-Peak	-	-	0.00	-	-	-	-	-	-
C-2 (a) 11/33 KV upto & Including 5000 Kw	-	-	0.00	-	-	-	-	-	-
Bulk Supply C-2(b) (TOD) Peak 11/33 KV upto & Including 5000 Kw	-	-	0.00	-	-	-	-	-	-
Bulk Supply C-2(b) (TOD) Off-Peak 11/33 KV upto & Including 5000 Kw	-	-	0.00	-	-	-	-	-	-
Bulk Supply C-3 (b) (TOD) Peak at 66 Kv & above & sanctioned load above 5000 Kw	-	-	0.00	-	-	-	-	-	-
Bulk Supply C-3 (b) (TOD) Off-Peak at 66 Kv & above & sanctioned load above 5000 Kw	-	-	0.00	-	-	-	-	-	-
TOTAL BULK SUPPLY	2,755	0.37	0.40	0	6	1	5	1,059,298	(0)
Agricultural T-Well - Tariff D	-	-	-	-	-	-	-	-	-
D-1(a) Scarp / Agri. Less than 5KW	-	0.96	1.03	-	14	-	13	-	(1)
D-2 Agri T/Well	72,184	2.97	3.20	1	40	-	39	(960,047)	(1)
D-1 (b) - Peak Scarp & Agricultural 5KW & Above	-	-	0.00	-	-	-	-	-	-
D-1 (b) Off-Peak Scarp & Agricultural 5KW & Above	-	-	0.00	-	-	-	-	-	-
TOTAL AGRICULTURAL T/Well	72,184	3.93	4.23	1	53	-	52	(960,047)	(2)
Public Lighting - Tariff-G	-	-	0.00	-	-	-	-	-	-
Residential Colony att. to Industrial - H	-	-	0.00	-	-	-	-	-	-
K (AJK)	-	-	0.00	-	-	-	-	-	-
Time of Day (TOD - Peak)	-	-	0.00	-	-	-	-	-	-
Time of Day (TOD - Off-Peak)	-	-	0.00	-	-	-	-	-	-
Rawat Lab	-	-	-	-	-	-	-	-	-
Company Total	90,067	93	100.00	1	1,420	7	1,552	5,850,737	132

CHIEF EXECUTIVE OFFICER
FATA TESCO Peshawar.

Distribution Company: TESCO
Existing & Proposed Tariff Statement
(Monthly, Quarterly as well as Consolidated)

Description	MDI Charged	Sales	Sales Mix	NEPRA Existing Tariff		Proposed New Tariff		Difference	
				Fixed Charge	Variable Charge	Fixed Charge	Variable Charge	Fixed Charge	Variable Charge
	(KW)	(MKWh)	(%)	(Rs/KW/M)	(Rs/KWh)	(Rs/KW/M)	(Rs/KWh)	(Rs/KW/M)	(Rs/KWh)
Residential - A1 Sanctioned Load Less Than 5Kw	-	0.00	0.00	-	-	-	-	-	-
UPTO-50 Units per month	-	0.44	0.41	-	3.00	-	4.00	-	1.00
Consumption Exceeding 50 Units	-	-	0.00	-	-	-	-	-	-
1-100 Units P/M	-	26.30	24.13	-	11.15	-	14.50	-	3.35
101-300 Units P/M	-	34.56	31.71	-	15.50	-	17.00	-	1.50
301-700 Units P/M	-	23.07	21.16	-	17.50	-	18.20	-	0.70
ABOVE 700 Units	-	15.26	14.00	-	19.50	-	19.50	-	-
Time of Day (TOD - Peak) For Load 5Kw & Above	-	-	0.00	-	-	-	-	-	-
Time of Day (TOD - Off-Peak) For Load 5Kw & Above	-	-	0.00	-	11.50	-	16.04	-	4.54
Temporary E-1 (I) Residential Supply	-	-	0.00	-	19.50	-	19.54	-	0.04
TOTAL DOMESTIC	-	99.64	91.41	-	15.37	-	16.94	-	1.57
Commercial - A2	-	-	0.00	-	-	-	-	-	-
For Load Less 5KW	-	0.62	0.57	-	19.50	-	17.50	-	(2.00)
For Load requirement 5KW & Above	31	-	0.00	17	17.00	400	10.50	303.00	(0.50)
Time of Day (TOD - Peak)	-	-	0.00	-	-	-	17.50	-	17.50
Time of Day (TOD - Off-Peak)	3	-	0.00	400	11.50	400	12.50	-	1.00
Temporary E-1(II) Commercial Supply	-	-	0.00	-	-	380	-	380.00	-
TOTAL COMMERCIAL	34.00	0.63	0.67	0.00	19.48	0.02	17.37	0.02	(2.11)
INDUSTRIAL	-	-	0.00	-	0.00	-	-	-	-
B-1 upto 25 Kw (at 400/230 VOLTS)	-	0.70	0.72	-	15.50	-	15.50	-	-
B-1a (09) T Peak	-	-	0.00	-	-	-	-	-	-
B-1b (09) T Off Peak	-	-	0.00	-	-	-	-	-	-
B-2(a) exceeding 25-500 Kw (at 400 Volts)	10,299	1.96	1.80	15	14.50	400	14.50	386	-
B-2 (b) -TOD (Peak) exceeding 25-500 Kw (at 400 Volts)	-	-	0.00	-	-	-	-	-	-
B-2 -TOD (off-peak) exceeding 25-500 Kw (at 400 Volts)	-	-	0.00	-	-	-	-	-	-
B-3 TOD (peak) (for all loads upto 5000 Kw at 11, 33 KV)	-	-	0.00	-	-	380	14.50	369	3.20
B-3 - TOD (off-peak)	3,558	1.05	0.97	11	11.30	-	17.50	-	17.50
B-4 TOD (peak) (for all loads at 66, 132 KV & Above)	-	-	0.00	-	-	-	-	-	-
B-4 TOD (off-peak)	-	-	0.00	-	-	-	21.50	-	6.00
Temporary E-2 Industrial Supply	-	-	0.00	-	15.50	-	-	-	-
TOTAL INDUSTRIAL	13,857.00	3.80	3.49	0.04	13.82	1.44	14.71	1.40	0.89
Single Point Supply (Bulk)	-	-	0.00	-	0.00	-	-	-	-
C-1 (a) Sanctioned Load Less than 5Kw	-	0.01	0.01	-	16.50	-	15.00	-	(1.50)
C-1 (b) Sanctioned Load 5Kw & upto 500 Kw	2,526	0.45	0.41	16	15.50	400	14.50	385	(1.00)
Bulk Supply C-1(c) for supply at 400/230 Volts 5Kw & upto 500 Kw Peak	-	-	0.00	-	-	-	17.50	-	17.50
Bulk Supply C-1(c) (TOD) Off-Peak	-	-	0.00	-	-	-	11.50	-	11.50
C-2 (a) 11/33 KV upto & including 5000 Kw	-	-	0.00	-	-	-	17.50	-	17.50
Bulk Supply C-2(b) (TOD) Peak 11/33 KV upto & including 5000 Kw	-	-	0.00	-	-	-	11.30	-	11.30
Bulk Supply C-2(b) (TOD) Off-Peak 11/33 KV upto & including 5000 Kw	-	-	0.00	-	-	-	-	-	-
Bulk Supply C-3 (b) (TOD) Peak at 66 Kv & above & sanctioned load above 5000 Kw	-	-	0.00	-	-	-	17.50	-	17.50
Bulk Supply C-3 (b) (TOD) Off-Peak at 66 Kv & above & sanctioned load above 5000 Kw	-	-	0.00	-	-	-	-	-	-
TOTAL BULK SUPPLY	2,526.00	0.46	0.42	0.07	15.52	2.21	14.51	2.14	(1.01)
Agricultural T-Wells - Tariff D	-	-	0.00	-	-	-	-	-	-
D-1(a) Scarp / Agri. Less than 5KW	-	1.28	1.18	-	14.30	-	13.50	-	(0.80)
D-2 Agri TWell	72,184	3.20	2.93	13	13.30	-	12.97	(13.30)	(0.33)
D-1 (b) - Peak Scarp & Agricultural 5KW & Above	-	-	0.00	-	-	-	17.50	-	17.50
D-1 (b) Off-Peak Scarp & Agricultural 5KW & Above	-	-	0.00	-	-	-	11.20	-	11.20
TOTAL AGRICULTURAL TWell	72,184.00	4.48	4.11	0.17	13.59	-	13.12	(0.17)	(0.46)
Public Lighting - Tariff G	-	-	0.00	-	-	-	-	-	-
Residential Colony att. to industrial - H	-	-	0.00	-	-	-	-	-	-
K (AJK)	-	-	0.00	-	-	-	-	-	-
Time of Day (TOD - Peak)	-	-	0.00	-	-	-	-	-	-
Time of Day (TOD - Off-Peak)	-	-	0.00	-	-	-	-	-	-
Rawat Lab	-	-	0.00	-	-	-	-	-	-
Company Total	88,601	109	100	0.01	15.27	0.06	16.70	0.05	1.43

99.99

CHIEF EXECUTIVE OFFICER
FATA TESCO Peshawar.

Distribution Company: TESCO
Existing & Proposed Tariff Statement
(Monthly, Quarterly as well as Consolidated)

Description	NEPRA Existing Tariff		Proposed New Tariff		Difference	
	MDI Charged	Sales	Fixed Charge	Variable Charge	Fixed Charge	Variable Charge
	(KW)	(MkWh)	(Min Rs)	(Min Rs)	(Min Rs)	(Min Rs)
Residential - A1 Sanctioned Load Less Than 5Kw	-	-	0.00	-	-	-
UPTO-50 Units per month	-	0.44	0.41	1	2	0
Consumption Exceeding 50 Units	-	-	0.00	-	-	-
1-100 Units P/M	-	26.30	24.13	293	381	88
101-300 Units P/M	-	34.56	31.71	536	588	52
301-700 Units P/M	-	23.07	21.18	404	420	16
ABOVE 700 Units	-	15.26	14.00	298	298	-
Time of Day (TOD - Peak) For Load 5Kw & Above	-	-	0.00	-	-	-
Time of Day (TOD - Off-Peak) For Load 5Kw & Above	-	-	0.00	-	-	-
Temporary E-1 (I) Residential Supply	-	-	0.00	-	-	-
TOTAL DOMESTIC	-	99.63	91.41	1,632	1,688	167
Commercial - A2	-	-	0.00	-	-	-
For Load Less 5KW	-	0.62	0.57	12	11	1
For Load requirement 5KW & Above	31	-	0.00	0	0	11,873
Time of Day (TOD - Peak)	-	-	0.00	-	-	-
Time of Day (TOD - Off-Peak)	3	-	0.00	0	0	-
Temporary E-1 (II) Commercial Supply	-	-	0.00	-	-	-
TOTAL COMMERCIAL	34	0.63	0.57	0	11	11,873
INDUSTRIAL	-	-	0.00	-	-	-
B-1 upto 25 Kw (at 400/230 VOLTS)	-	0.79	0.72	12	12	-
B-1b (09) T Peak	-	-	0.00	-	-	-
B-1b (09) T Off Peak	-	-	0.00	-	-	-
B-2(a) exceeding 25-500 Kw (at 400 Volts)	10,299	1.96	1.80	0	28	3,970,265
B-2 (b) -TOD (Peak) exceeding 25-500 Kw (at 400 Volts)	-	-	0.00	-	-	-
B-2 -TOD (off-peak) exceeding 25-500 Kw (at 400 Volts)	-	-	0.00	-	-	-
B-3 TOD (peak) (for all loads upto 5000 Kw at 11, 33 KV)	3,558	1.05	0.97	0	12	1,311,835
B-3 - TOD (off-peak)	-	-	0.00	-	-	-
B-4 TOD (peak) (for all loads at 66, 132 KV & Above)	-	-	0.00	-	-	-
B-4 TOD (off-peak)	-	-	0.00	-	-	-
Temporary E-2 Industrial Supply	-	-	0.00	-	-	-
TOTAL INDUSTRIAL	13,867	3.80	3.49	0	60	6,282,099
Single Point Supply (Bulk)	-	-	0.00	-	-	-
C-1 (a) Sanctioned Load Less than 5Kw	-	0.01	0.01	0	0	-
C-1 (b) Sanctioned Load 5Kw & upto 500 Kw	2,526	0.45	0.41	0	7	971,247
Bulk Supply C-1(c) for supply at 400/230 Volts 5Kw & upto 500 Kw Peak	-	-	0.00	-	-	-
Bulk Supply C-1(c) (TOD) Off-Peak	-	-	0.00	-	-	-
C-2 (a) 11/33 KV upto & Including 5000 Kw	-	-	0.00	-	-	-
Bulk Supply C-2(b) (TOD) Peak 11/33 KV upto & Including 5000 Kw	-	-	0.00	-	-	-
Bulk Supply C-2(b) (TOD) Off-Peak 11/33 KV upto & Including 5000 Kw	-	-	0.00	-	-	-
Bulk Supply C-3 (b) (TOD) Peak at 66 Kv & above & sanctioned load above 5000 Kw	-	-	0.00	-	-	-
Bulk Supply C-3 (b) (TOD) Off-Peak at 66 Kv & above & sanctioned load above 5000 Kw	-	-	0.00	-	-	-
TOTAL BULK SUPPLY	2,526	0.46	0.42	0	7	971,247
Agricultural T-Well - Tariff D	-	-	0.00	-	-	-
D-1(a) Scarp / Agri. Less than 5KW	-	1.28	1.18	18	17	-
D-2 Agri TWell	72,184	3.20	2.93	1	43	(960,047)
D-1 (b) - Peak Scarp & Agricultural 5KW & Above	-	-	0.00	-	-	-
D-1 (b) Off-Peak Scarp & Agricultural 5KW & Above	-	-	0.00	-	-	-
TOTAL AGRICULTURAL T/WELL	72,184	4.48	4.11	1	59	(960,047)
Public Lighting - Tariff-G	-	-	0.00	-	-	-
Residential Colony att. to Industrial - H	-	-	0.00	-	-	-
K (AJK)	-	-	0.00	-	-	-
Time of Day (TOD - Peak)	-	-	0.00	-	-	-
Time of Day (TOD - Off-Peak)	-	-	0.00	-	-	-
Rawat Lab	-	-	0.00	-	-	-
Company Total	86,601	109	99.99	1	1,664	6,305,172

CHIEF EXECUTIVE OFF
FOR TESCO Peshawar

Distribution Company: TESCO
Existing & Proposed Tariff Statement
(Monthly, Quarterly as well as Consolidated)

Description	MDI Charged	Sales	Sales Mix	NEPRA Existing Tariff		Proposed New Tariff		Difference	
				Fixed Charge	Variable Charge	Fixed Charge	Variable Charge	Fixed Charge	Variable Charge
	(KW)	(MkWh)	(%)	(Rs/KW/M)	(Rs/KWh)	(Rs/KW/M)	(Rs/KWh)	(Rs/KW/M)	(Rs/KWh)
Residential - A1 Sanctioned Load Less Than 5Kw	-	0.00	0.00	-	-	-	-	-	-
UPTO-50 Units per month	-	0.79	0.77	-	3.00	-	4.00	-	1.00
Consumption Exceeding 50 Units	-	-	0.00	-	-	-	-	-	-
1-100 Units P/M	-	25.58	24.84	-	11.15	-	14.50	-	3.35
101-300 Units P/M	-	30.78	29.88	-	15.50	-	17.60	-	2.10
301-700 Units P/M	-	21.25	20.63	-	17.50	-	18.50	-	1.00
ABOVE 700 Units	-	15.82	15.36	-	19.50	-	19.50	-	-
Time of Day (TOD - Peak) For Load 5Kw & Above	-	-	0.00	-	-	-	-	-	-
Time of Day (TOD - Off-Peak) For Load 5Kw & Above	-	-	0.00	-	11.50	-	16.04	-	4.54
Temporary E-1 (i) Residential Supply	-	-	0.00	-	-	-	19.54	-	19.54
TOTAL DOMESTIC	-	94.23	91.48	-	15.34	-	17.17	-	1.83
Commercial - A2	-	-	0.00	-	-	-	-	-	-
For Load Less 5KW	-	0.64	0.62	-	19.50	-	17.50	-	(2.00)
For Load requirement 5KW & Above	67	-	0.00	17.00	17.00	400	16.50	383.00	(0.50)
Time of Day (TOD - Peak)	8	-	0.00	-	-	-	17.50	-	17.50
Time of Day (TOD - Off-Peak)	-	-	0.00	400.00	11.50	400	12.50	-	1.00
Temporary E-1(ii) Commercial Supply	-	-	0.00	-	-	380	-	380.00	-
TOTAL COMMERCIAL	75.00	0.65	0.62	0.00	19.48	0.04	17.37	0.04	(2.11)
INDUSTRIAL	-	-	0.00	0.00	0.00	-	-	-	-
B-1 upto 25 Kw (at 400/230 VOLTS)	-	0.34	0.33	-	15.50	-	15.50	-	-
B-1b (09) T Peak	-	-	0.00	-	-	-	-	-	-
B-1b (09) T Off Peak	-	-	0.00	-	-	-	-	-	-
B-2(a) exceeding 25-500 Kw (at 400 Volts)	7,895	1.40	1.36	14.50	14.50	400	14.50	386	-
B-2 (b) -TOD (Peak) exceeding 25-500 Kw (at 400 Volts)	-	-	0.00	-	-	-	-	-	-
B-2 -TOD (off-peak) exceeding 25-500 Kw (at 400 Volts)	-	-	0.00	-	-	-	-	-	-
B-3 TOD (peak) (for all loads upto 5000 Kw at 11, 33 KV)	3,911	1.32	1.28	11.00	11.30	-	-	(11)	(11.30)
B-3 - TOD (off-peak)	-	-	0.00	-	-	380	14.50	380	14.50
B-4 TOD (peak) (for all loads at 66, 132 KV & Above)	-	-	0.00	-	-	-	17.50	-	17.50
B-4 TOD (off-peak)	-	-	0.00	-	-	-	-	-	-
Temporary E-2 Industrial Supply	2,167	-	0.00	-	15.50	-	21.50	-	6.00
TOTAL INDUSTRIAL	11,808.17	3.08	2.97	0.04	13.23	1.03	8.37	0.99	(4.86)
Single Point Supply (Bulk)	-	-	0.00	0.00	0.00	-	-	-	-
C-1 (a) Sanctioned Load Less than 5Kw	-	0.01	0.01	-	16.50	-	15.00	-	(1.50)
C-1 (b) Sanctioned Load 5Kw & upto 500 Kw	2,317.00	0.42	0.41	15.50	15.50	400	14.50	385	(1.00)
Bulk Supply C-1(c) for supply at 400/230 Volts 5Kw & upto 500 Kw Peak	-	-	0.00	-	-	-	17.50	-	17.50
Bulk Supply C-1(c) (TOD) Off-Peak	-	-	0.00	-	-	-	11.50	-	11.50
C-2 (a) 11/33 KV upto & including 5000 Kw	-	-	0.00	-	-	-	17.50	-	17.50
Bulk Supply C-2(b) (TOD) Peak 11/33 KV upto & including 5000 Kw	-	-	0.00	-	-	-	11.30	-	11.30
Bulk Supply C-2(b) (TOD) Off-Peak 11/33 KV upto & including 5000 Kw	-	-	0.00	-	-	-	-	-	-
Bulk Supply C-3 (b) (TOD) Peak at 66 Kv & above & sanctioned load above 5000 Kw	-	-	0.00	-	-	-	17.50	-	17.50
Bulk Supply C-3 (b) (TOD) Off-Peak at 66 Kv & above & sanctioned load above 5000 Kw	-	-	0.00	-	-	-	-	-	-
TOTAL BULK SUPPLY	2,317.000	0.43	0.41	0.07	15.62	2.17	14.51	2.10	(1.01)
Agricultural T-Well - Tariff D	-	-	0.00	-	-	-	-	-	-
D-1(a) Scarp / Agri. Less than 5KW	-	3.09	3.00	-	14.30	-	13.30	-	(0.80)
D-2 Agri T/Well	72,184	1.54	1.50	13.30	13.30	-	12.97	(13.30)	(0.33)
D-1 (b) - Peak Scarp & Agricultural 5KW & Above	-	-	0.00	-	-	-	17.50	-	17.50
D-1 (b) Off-Peak Scarp & Agricultural 5KW & Above	-	-	0.00	-	-	-	11.20	-	11.20
TOTAL AGRICULTURAL T/WELL	72,184.00	4.63	4.50	0.16	13.97	-	13.32	(0.16)	(0.64)
Public Lighting - Tariff-G	-	-	0.00	-	-	-	-	-	-
Residential Colony att. to Industrial - H	-	-	0.00	-	-	-	-	-	-
K (AJK)	-	-	0.00	-	-	-	-	-	-
Time of Day (TOD - Peak)	-	-	0.00	-	-	-	-	-	-
Time of Day (TOD - Off-Peak)	-	-	0.00	-	-	-	-	-	-
Rawat Lab	-	-	0.00	-	-	-	-	-	-
Company Total	86,384	103	100	0.01	15.24	0.04	16.72	0.03	1.48

99.99

CHIEF EXECUTIVE OFFICER
FATA TESCO Peshawar.

Distribution Company: **TESCO**
Existing & Proposed Tariff Statement
(Monthly, Quarterly as well as Consolidated)

Sep-14

Description	MDI Charged (KW)	Sales (MkWh)	Sales Mix (%)	NEPRA Existing Tariff		Proposed New Tariff		Difference	
				Fixed Charge (Min Re)	Variable Charge (Min Re)	Fixed Charge (Min Re)	Variable Charge (Min Re)	Fixed Charge (Min Re)	Variable Charge (Min Re)
Residential - A1 Sanctioned Load Less Than 5Kw	-	-	0.00	-	-	-	-	-	-
UPTO-50 Units per month	-	0.79	0.77	-	2	-	3	-	1
Consumption Exceeding 50 Units	-	-	0.00	-	-	-	-	-	-
1-100 Units P/M	-	25.58	24.84	-	285	-	371	-	86
101-300 Units P/M	-	30.78	29.88	-	477	-	542	-	65
301-700 Units P/M	-	21.25	20.83	-	372	-	393	-	21
ABOVE 700 Units	-	15.82	15.36	-	309	-	309	-	-
Time of Day (TOD - Peak) For Load 5Kw & Above	-	-	0.00	-	-	-	-	-	-
Time of Day (TOD - Off-Peak) For Load 5Kw & Above	-	-	0.00	-	-	-	-	-	-
Temporary E-1 (i) Residential Supply	-	-	0.00	-	-	-	-	-	-
TOTAL DOMESTIC	-	94.22	91.48	-	1,445	-	1,617	-	172
Commercial - A2	-	-	-	-	-	-	-	-	-
For Load Less 5KW	-	0.04	0.02	-	13	-	11	-	(1)
For Load requirement 5KW & Above	87	-	0.00	0	-	0	-	25,061	-
Time of Day (TOD - Peak)	8	-	0.00	-	-	-	-	-	-
Time of Day (TOD - Off-Peak)	-	-	0.00	-	-	-	-	-	-
Temporary E-1(ii) Commercial Supply	-	-	0.00	-	-	-	-	-	-
TOTAL COMMERCIAL	75	0.65	0.62	0	13	0	11	25,661	(1)
INDUSTRIAL	-	-	0.00	-	-	-	-	-	-
B-1 upto 25 Kw (at 400/230 VOLTS)	-	0.34	0.33	-	5	-	5	-	-
B-1b (09) T Peak	-	-	0.00	-	-	-	-	-	-
B-1b (09) T Off Peak	-	-	0.00	-	-	-	-	-	-
B-2(a) exceeding 25-500 Kw (at 400 Volts)	7,895	1.40	1.36	0	20	3	20	3,043,523	-
B-2 (b) -TDD (Peak) exceeding 25-500 Kw (at 400 Volts)	-	-	0.00	-	-	-	-	-	-
B-2 - TOD (off- peak) exceeding 25-500 Kw (at 400 Volts)	-	-	0.00	-	-	-	-	(43,021)	(1)
B-3 TOD (peak) (for all loads upto 5000 Kw at 11, 33 KV)	3,911	1.32	1.28	0	15	-	-	-	-
B-3 - TOD (off-peak)	-	-	0.00	-	-	-	-	-	-
B-4 TOD (peak) (for all loads at 68, 132 KV & Above)	-	-	0.00	-	-	-	-	-	-
B-4 TOD (off-peak)	2	-	0.00	-	-	-	-	-	-
Temporary E-2 Industrial Supply	-	-	0.00	-	-	-	-	-	-
TOTAL INDUSTRIAL	11,808	3.06	2.97	0	41	3	26	3,000,502	(15)
Single Point Supply (Bulk)	-	-	0.00	-	-	-	-	-	-
C-1 (a) Sanctioned Load Less than 5Kw	-	0.01	0.01	-	0	-	0	-	(0)
C-1 (b) Sanctioned Load 5Kw & upto 500 Kw	2,317	0.42	0.41	0	7	1	6	890,887	(0)
Bulk Supply C-1(c) for supply at 400/230 Volts 5Kw & upto 500 Kw Peak	-	-	0.00	-	-	-	-	-	-
Bulk Supply C-1(c) (TOD) Off-Peak	-	-	0.00	-	-	-	-	-	-
C-2 (a) 11/33 KV upto & Including 5000 Kw	-	-	0.00	-	-	-	-	-	-
Bulk Supply C-2(b) (TOD) Peak 11/33 KV upto & Including 5000 Kw	-	-	0.00	-	-	-	-	-	-
Bulk Supply C-2(b) (TOD) Off-Peak 11/33 KV upto & Including 5000 Kw	-	-	0.00	-	-	-	-	-	-
Bulk Supply C-3 (b) (TOD) Peak at 66 Kv & above & sanctioned load above 5000 Kw	-	-	0.00	-	-	-	-	-	-
Bulk Supply C-3 (b) (TOD) Off-Peak at 66 Kv & above & sanctioned load above 5000 Kw	-	-	0.00	-	-	-	-	-	-
TOTAL BULK SUPPLY	2,317	0.43	0.41	0	7	1	6	890,887	(1)
Agricultural T-Well - Tariff D	-	-	-	-	-	-	-	-	-
D-1(a) Scarp / Agri. Less than 5KW	-	3.09	3.00	-	44	-	42	-	-
D-2 Agri TWell	72,184	1.54	1.50	1	21	-	20	(960,047)	-
D-1 (b) - Peak Scarp & Agricultural 5KW & Above	-	-	0.00	-	-	-	-	-	-
D-1 (b) Off-Peak Scarp & Agricultural 5KW & Above	-	-	0.00	-	-	-	-	-	-
TOTAL AGRICULTURAL TWELL	72,184	4.63	4.50	1	65	-	62	(960,047)	-
Public Lighting - Tariff-G	-	-	0.00	-	-	-	-	-	-
Residential Colony att. to Industrial - H	-	-	0.00	-	-	-	-	-	-
K (AJK)	-	-	0.00	-	-	-	-	-	-
Time of Day (TOD - Peak)	-	-	0.00	-	-	-	-	-	-
Time of Day (TOD - Off-Peak)	-	-	0.00	-	-	-	-	-	-
Rawat Lab	86,384	103	99.99	1	1,569	4	1,722	2,957,002	1
Company Total									

CHIEF EXECUTIVE OFFICER
FATA TESCO Peshawar

Distribution Company: TESCO
Existing & Proposed Tariff Statement
(Monthly, Quarterly as well as Consolidated)

Description	MDI Charge	Sales	Sales Mix	NEPRA Existing Tariff		Proposed New Tariff		Difference	
				Fixed Charge	Variable Charge	Fixed Charge	Variable Charge	Fixed Charge	Variable Charge
	(KW)	(MkWh)	(%)	(Rs/KWH)	(Rs/KWH)	(Rs/KWH)	(Rs/KWH)	(Rs/KWH)	(Rs/KWH)
Residential - A1 Sanctioned Load Less Than 5Kw	-	0.00	0.00	-	3.00	-	4.00	-	1.00
UPTO-50 Units per month	-	0.87	1.02	-	-	-	-	-	-
Consumption Exceeding 50 Units	-	-	0.00	-	-	-	-	-	-
1-100 Units P/M	-	21.77	25.32	-	11.15	-	14.20	-	3.05
101-300 Units P/M	-	26.76	31.11	-	15.50	-	17.50	-	2.00
301-700 Units P/M	-	16.53	19.22	-	17.50	-	18.50	-	1.00
ABOVE 700 Units	-	12.13	14.11	-	19.50	-	19.50	-	-
Time of Day (TOD - Peak) For Load 5Kw & Above	-	-	0.00	-	-	-	-	-	-
Time of Day (TOD - Off-Peak) For Load 5Kw & Above	-	0.00	0.00	-	11.50	-	16.04	-	4.54
Temporary E-1 (I) Residential Supply	-	-	0.00	-	19.50	-	19.54	-	0.04
TOTAL DOMESTIC	-	78.07	90.78	-	15.19	-	16.95	-	1.76
Commercial - A2	-	-	0.00	-	-	-	-	-	-
For Load Less 5Kw	-	0.82	0.72	-	17.00	-	17.50	-	(2.00)
For Load requirement 5Kw & Above	25	0.00	0.00	17.00	17.00	400	18.50	383.00	(0.50)
Time of Day (TOD - Peak)	-	-	0.00	-	-	-	17.50	-	17.50
Time of Day (TOD - Off-Peak)	8	-	0.00	400.00	11.50	400	12.50	-	1.00
Temporary E-1(II) Commercial Supply	-	-	0.00	-	-	380	-	380.00	-
TOTAL COMMERCIAL	33.00	0.63	0.73	0.00	19.49	0.02	17.50	0.02	(1.99)
INDUSTRIAL	-	-	0.00	0.00	0.00	-	-	-	-
B-1 upto 25 Kw (at 400/230 VOLTS)	-	0.80	0.92	-	15.50	-	15.50	-	-
B-1b (09) T Peak	-	-	0.00	-	-	-	-	-	-
B-1b (09) T Off Peak	-	-	0.00	-	-	-	-	-	-
B-2(a) exceeding 25-500 Kw (at 400 Volts)	10,118.000	1.83	1.89	14.50	14.50	400	14.50	386	-
B-2 (b) - TOD (Peak) exceeding 25-500 Kw (at 400 Volts)	-	-	0.00	-	-	-	-	-	-
B-2 -TOD (off- peak) exceeding 25-500 Kw (at 400 Volts)	-	-	0.00	-	-	-	-	-	-
B-3 TOD (peak) (for all loads upto 5000 Kw at 11, 33 KV)	-	-	0.00	-	-	-	-	-	-
B-3 - TOD (off-peak)	3,765	0.76	0.89	11.30	11.30	380	14.50	369	3.20
B-4 TOD (peak) (for all loads at 66, 132 KV & Above)	-	-	0.00	-	-	-	17.50	-	17.50
B-4 TOD (off-peak)	-	-	0.00	-	15.50	-	21.50	-	6.00
Temporary E-2 Industrial Supply	-	-	0.00	-	-	-	-	-	-
TOTAL INDUSTRIAL	13,881.00	3.19	3.70	0.04	13.98	1.72	14.75	1.68	0.77
Single Point Supply (Bulk)	-	-	0.00	0.00	0.00	-	-	-	-
C-1 (a) Sanctioned Load Less than 5Kw	-	0.00	0.00	-	16.50	-	15.00	-	(1.50)
C-1 (b) Sanctioned Load 5Kw & upto 500 Kw	1,913	0.35	0.40	15.50	15.50	400	14.50	385	(1.00)
Bulk Supply C-1(c) for supply at 400/230 Volts 5Kw & upto 500 Kw Peak	-	-	0.00	-	-	-	17.50	-	17.50
Bulk Supply C-1(c) (TOD) Off-Peak	-	-	0.00	-	-	-	11.50	-	11.50
C-2 (a) 11/33 KV upto & including 5000 Kw	-	-	0.00	-	-	-	17.50	-	17.50
Bulk Supply C-2(b) (TOD) Peak 11/33 KV upto & including 5000 Kw	-	-	0.00	-	-	-	11.30	-	11.30
Bulk Supply C-2(b) (TOD) Off-Peak 11/33 KV upto & including 5000 Kw	-	-	0.00	-	-	-	-	-	-
Bulk Supply C-3 (b) (TOD) Peak at 66 Kv & above & sanctioned load above 5000 Kw	-	-	0.00	-	-	-	17.50	-	17.50
Bulk Supply C-3 (b) (TOD) Off-Peak at 66 Kv & above & sanctioned load above 5000 Kw	-	-	0.00	-	-	-	-	-	-
TOTAL BULK SUPPLY	1,913.00	0.35	0.41	0.08	15.61	2.19	14.51	2.13	(1.01)
Agricultural T- Wells - Tariff D	-	-	0.00	-	-	-	-	-	-
U-1(a) Scarp / Agri. Less than 5KW	-	0.87	1.01	-	14.30	-	13.50	-	(0.80)
U-2 Agri T/Well	72,139	2.00	3.37	13.30	13.30	-	12.97	(13.30)	(0.33)
D-1 (b) - Peak Scarp & Agricultural 5KW & Above	-	-	0.00	-	-	-	17.50	-	17.50
D-1 (b) Off-Peak Scarp & Agricultural 5KW & Above	-	-	0.00	-	-	-	11.20	-	11.20
TOTAL AGRICULTURAL T/Well	72,139.00	3.77	4.38	0.18	13.63	-	13.09	(0.18)	(0.44)
Public Lighting - Tariff-G	-	-	0.00	-	-	-	-	-	-
Residential Colony att. to Industrial - H	-	-	0.00	-	-	-	-	-	-
K (AJK)	-	-	0.00	-	-	-	-	-	-
Time of Day (TOD - Peak)	-	-	0.00	-	-	-	-	-	-
Time of Day (TOD - Off-Peak)	-	-	0.00	-	-	-	-	-	-
Rawat Lab	-	-	0.00	-	-	-	-	-	-
Company Total	87,968	86.00	100	0.01	16.11	0.07	16.69	0.06	1.59

86.00

CHIEF EXECUTIVE OFFICER
TESCO Peshawar

Description	NEPRA Existing Tariffs			Proposed New Tariffs			Difference	
	MOI Charge (KW)	Sales (MkWh)	Losses (%)	Fixed Charge (Min Rs)	Variable Charge (Min Rs)	Fixed Charge (Min Rs)	Variable Charge (Min Rs)	Fixed Charge (Min Rs)
Residential - A1 Sanctioned Load Less Than 5Kw	-	-	0.00	-	-	-	-	-
UPTO-50 Units per month	-	0.87	1.02	-	3	-	3	-
Consumption Exceeding 50 Units	-	-	0.00	-	-	-	-	-
1-100 Units P/M	-	21.77	25.32	-	243	-	309	66
101-300 Units P/M	-	26.76	31.11	-	415	-	468	54
301-700 Units P/M	-	16.53	19.22	-	289	-	306	17
ABOVE 700 Units	-	12.13	14.11	-	237	-	237	-
Time of Day (TOD - Peak) For Load 5Kw & Above	-	-	0.00	-	-	-	-	-
Time of Day (TOD - Off-Peak) For Load 5Kw & Above	-	0.00	0.00	-	0	-	0	0
Temporary E-1 (i) Residential Supply	-	-	0.00	-	-	-	-	-
TOTAL DOMESTIC	-	78.07	90.78	-	1,186	-	1,323	137
Commercial - A2	-	-	-	-	-	-	-	-
For Load Less 5Kw	-	0.62	0.72	-	12	-	11	(1)
For Load requirement 5Kw & Above	25	0.00	0.00	0	0	0	0	9,575 (0)
Time of Day (TOD - Peak)	-	-	0.00	-	-	-	-	-
Time of Day (TOD - Off-Peak)	8	-	0.00	0	-	0	-	-
Temporary E-1(ii) Commercial Supply	-	-	0.00	-	-	-	-	-
TOTAL COMMERCIAL	33	0.63	0.73	0	12	0	11	9,575 (1)
INDUSTRIAL	-	-	0.00	-	-	-	-	19,150
B-1 upto 26 Kw (at 400/230 VOLTS)	-	0.80	0.92	-	12	-	12	-
B-1b (09) T Peak	-	-	0.00	-	-	-	-	-
B-1b (09) T Off Peak	-	-	0.00	-	-	-	-	-
B-2(a) exceeding 25-500 Kw (at 400 Volts)	10,116	1.63	1.89	0	24	4	24	3,899,718
B-2 (b) -TOD (Peak) exceeding 25-500 Kw (at 400 Volts)	-	-	0.00	-	-	-	-	-
B-2 -TOD (off-peak) exceeding 25-500 Kw (at 400 Volts)	-	-	0.00	-	-	-	-	-
B-3 TOD (peak) (for all loads upto 5000 Kw at 11, 33 KV)	-	-	0.00	-	-	-	-	-
B-3 - TOD (off-peak)	3,765	0.78	0.89	0	9	1	11	1,308,158
B-4 TOD (peak) (for all loads at 66, 132 KV & Above)	-	-	0.00	-	-	-	-	-
B-4 TOD (off-peak)	-	-	0.00	-	-	-	-	-
Temporary E-2 Industrial Supply	-	-	0.00	-	-	-	-	-
TOTAL INDUSTRIAL	13,881	3.19	3.70	0	46	6	47	5,287,874
SINGLE POINT SUPPLY (Bulk)	-	-	0.00	-	-	-	-	-
C-1 (a) Sanctioned Load Less than 5Kw	-	0.00	0.00	-	0	-	0	(0)
C-1 (b) Sanctioned Load 5Kw & upto 500 Kw	1,913	0.35	0.40	0	5	1	5	735,549 (0)
Bulk Supply C-1(c) for supply at 400/230 Volts 5Kw & upto 500 Kw Peak	-	-	0.00	-	-	-	-	-
Bulk Supply C-1(c) (TOD) Off-Peak	-	-	0.00	-	-	-	-	-
C-2 (a) 11/33 KV upto & including 5000 Kw	-	-	0.00	-	-	-	-	-
Bulk Supply C-2(b) (TOD) Peak 11/33 KV upto & including 5000 Kw	-	-	0.00	-	-	-	-	-
Bulk Supply C-2(b) (TOD) Off-Peak 11/33 KV upto & including 5000 Kw	-	-	0.00	-	-	-	-	-
Bulk Supply C-3 (b) (TOD) Peak at 66 Kv & above & sanctioned load above 5000 Kw	-	-	0.00	-	-	-	-	-
Bulk Supply C-3 (b) (TOD) Off-Peak at 66 Kv & above & sanctioned load above 5000 Kw	-	-	0.00	-	-	-	-	-
TOTAL BULK SUPPLY	1,913	0.36	0.41	0	5	1	5	735,549 (0)
Agricultural T-Well - Tariff D	-	-	-	-	-	-	-	-
D-1(a) Scarp / Agri. Less than 5KW	-	0.87	1.01	-	12	-	12	(1)
D-2 Agri T/Well	72,139	2.90	3.37	1	39	-	38	(959,449) (1)
D-1 (b) - Peak Scarp & Agricultural 5KW & Above	-	-	0.00	-	-	-	-	-
D-1 (b) Off-Peak Scarp & Agricultural 5KW & Above	-	-	0.00	-	-	-	-	-
TOTAL AGRICULTURAL T/WELL	72,139	3.77	4.38	1	51	-	49	(959,449) (2)
Public Lighting - Tariff-G	-	-	0.00	-	-	-	-	-
Residential Colony att. to Industrial - H	-	-	0.00	-	-	-	-	-
K (AJK)	-	-	0.00	-	-	-	-	-
Time of Day (TOD - Peak)	-	-	0.00	-	-	-	-	-
Time of Day (TOD - Off-Peak)	-	-	0.00	-	-	-	-	-
Rawal Lab	-	-	-	-	-	-	-	-
Company Total	87,966	86	100.00	1	1,299	6	1,436	6,073,548

CHIEF EXECUTIVE OFFICER
ATA TESCO Rawal.

Distribution Company: TESCO
Existing & Proposed Tariff Statement
(Monthly, Quarterly as well as Consolidated)

Description	MDI Charged	Sales	Sales Mix	NEPRA Existing Tariff		Proposed New Tariff		Difference	
				Fixed Charge	Variable Charge	Fixed Charge	Variable Charge	Fixed Charge	Variable Charge
	(KW)	(MkWh)	(%)	(Rs/KW/M)	(Rs/KWh)	(Rs/KW/M)	(Rs/KWh)	(Rs/KW/M)	(Rs/KWh)
Residential - A1 Sanctioned Load Less Than 5Kw	-	1.73	1.92	-	3.00	-	4.00	-	1.00
UPTO-50 Units per month	-	0.00	0.00	-	-	-	-	-	-
Consumption Exceeding 50 Units	-	16.89	18.77	-	11.15	-	14.00	-	2.85
1-100 Units P/M	-	25.59	28.43	-	15.50	-	17.10	-	1.60
101-300 Units P/M	-	22.55	25.06	-	17.50	-	18.50	-	1.00
301-700 Units P/M	-	14.08	15.64	-	19.50	-	19.50	-	-
ABOVE 700 Units	-	0.00	0.00	-	-	-	-	-	-
Time of Day (TOD - Peak) For Load 5Kw & Above	-	0.00	0.00	-	11.50	-	16.04	-	4.54
Time of Day (TOD - Off-Peak) For Load 5Kw & Above	-	-	0.00	-	19.50	-	19.54	-	0.04
Temporary E-1 (i) Residential Supply	-	-	-	-	-	-	-	-	-
TOTAL DOMESTIC	-	80.84	89.82	-	14.99	-	16.98	-	1.99
Commercial - A2	-	-	0.00	-	-	-	-	-	-
For Load Less 5KW	-	0.60	0.68	-	19.50	-	17.50	-	(2.00)
For Load requirement 5KW & Above	25	0.00	0.00	17.00	17.00	400	16.50	383	(0.50)
Time of Day (TOD - Peak)	-	-	0.00	-	-	-	17.50	-	17.50
Time of Day (TOD - Off-Peak)	8	0.00	0.00	400.00	11.50	400	12.50	-	1.00
Temporary E-1(ii) Commercial Supply	-	0.00	0.00	-	-	380	-	380.00	-
TOTAL COMMERCIAL	33	0.60	0.67	0.01	19.42	0.02	17.44	0.02	(1.98)
INDUSTRIAL	-	0.00	0.00	0.00	0.00	-	-	-	-
B-1 upto 25 Kw (at 400/230 VOLTS)	-	0.87	0.97	-	15.50	-	15.50	-	-
B-1b (09) T Peak	-	0.00	0.00	-	-	-	-	-	-
B-1b (09) T Off Peak	-	0.00	0.00	-	-	400	14.50	386	-
B-2(a) exceeding 25-500 Kw (at 400 Volts)	9,469	2.12	2.35	14.50	14.50	-	-	-	-
B-2 (b) - TOD (Peak) exceeding 25-500 Kw (at 400 Volts)	-	0.00	0.00	-	-	-	-	-	-
B-2 -TOD (off-peak) exceeding 25-500 Kw (at 400 Volts)	-	0.00	0.00	-	-	-	-	-	-
B-3 TOD (peak) (for all loads upto 5000 Kw at 11, 33 KV)	-	0.00	0.00	-	-	380	14.50	369	3.20
B-3 - TOD (off-peak)	3,449	1.18	1.32	11.30	11.30	-	17.50	-	17.50
B-4 TOD (peak) (for all loads at 66, 132 KV & Above)	-	0.00	0.00	-	-	-	-	-	-
B-4 TOD (off-peak)	-	0.00	0.00	-	15.50	-	21.50	-	6.00
Temporary E-2 Industrial Supply	-	0.00	0.00	-	-	-	-	-	-
TOTAL INDUSTRIAL	12,918	4.18	4.64	0.04	13.80	1.22	14.71	1.18	0.91
Single Point Supply (Bulk)	-	0.00	0.00	0.00	0.00	-	-	-	-
C-1 (a) Sanctioned Load Less than 5Kw	-	0.01	0.01	-	16.50	-	15.00	-	(1.50)
C-1 (b) Sanctioned Load 5Kw & upto 500 Kw	2,417	0.42	0.47	15.50	15.50	400	14.50	385	(1.00)
Bulk Supply C-1(c) for supply at 400/230 Volts 5Kw & upto 500 Kw Peak	-	0.00	0.00	-	-	-	17.50	-	17.50
Bulk Supply C-1(c) (TOD) Off-Peak	-	0.00	0.00	-	-	-	11.50	-	11.50
C-2 (a) 11/33 KV upto & including 5000 Kw	-	0.00	0.00	-	-	-	17.50	-	17.50
Bulk Supply C-2(b) (TOD) Peak 11/33 KV upto & including 5000 Kw	-	0.00	0.00	-	-	-	-	-	-
Bulk Supply C-2(b) (TOD) Off-Peak 11/33 KV upto & including 5000 Kw	-	0.00	0.00	-	-	-	17.50	-	17.50
Bulk Supply C-3 (b) (TOD) Peak at 66 Kv & above & sanctioned load above 5000 Kw	-	0.00	0.00	-	-	-	-	-	-
Bulk Supply C-3 (b) (TOD) Off-Peak at 66 Kv & above & sanctioned load above 5000 Kw	-	0.00	0.00	-	-	-	-	-	-
TOTAL BULK SUPPLY	2,417.0	0.43	0.48	0.08	15.51	2.25	14.51	2.17	(1.01)
Agricultural T. Wells - Tariff D	-	0.00	0.00	-	-	-	-	-	-
D-1(a) Scarp / Agri. Less than 5KW	-	1.08	1.20	-	14.30	-	13.60	-	(0.00)
D-2 Agri T/Well	72,139	2.87	3.19	13.30	13.30	-	12.97	(13)	(0.33)
D-1 (b) - Peak Scarp & Agricultural 5KW & Above	-	0.00	0.00	-	-	-	17.50	-	17.50
D-1 (b) Off-Peak Scarp & Agricultural 5KW & Above	-	0.00	0.00	-	-	-	11.20	-	11.20
TOTAL AGRICULTURAL T/WELL	72,139.00	3.95	4.39	0.22	13.67	-	13.11	(0.22)	(0.46)
Public Lighting - Tariff G	-	0.00	0.00	-	-	-	-	-	-
Residential Colony att. to industrial - H	-	0.00	0.00	-	-	-	-	-	-
K (AJK)	-	0.00	0.00	-	-	-	-	-	-
Time of Day (TOD - Peak)	-	0.00	0.00	-	-	-	-	-	-
Time of Day (TOD - Off-Peak)	-	0.00	0.00	-	-	-	-	-	-
Rawat Lab	-	0.00	0.00	-	-	-	-	-	-
Company Total	87,507	90	100	0.01	14.92	0.07	16.70	0.06	1.78

CHIEF EXECUTIVE OFFICER
FATA TESCO Peshawar.

Distribution Company: TESCO
Existing & Proposed Tariff Statement
(Monthly, Quarterly as well as Consolidated)

Description	MDL Charge	Sales	Sales Mix	NEPRA Existing Tariff		Proposed New Tariff		Difference	
				Fixed Charge	Variable Charge	Fixed Charge	Variable Charge	Fixed Charge	Variable Charge
	(KW)	(MkWh)	(%)	(Min Rs)	(Min Rs)	(Min Rs)	(Min Rs)	(Min Rs)	(Min Rs)
Residential - A1 Sanctioned Load Less Than 5Kw	-	-	0.00	-	-	-	-	-	-
UP TO 50 Units per month	-	17.3	1.40	-	-	-	7	-	-
Consumption Exceeding 50 Units	-	-	0.00	-	-	-	-	-	-
1-100 Units P/M	-	16.89	14.29	-	188	-	237	-	49
101-300 Units P/M	-	25.59	21.65	-	397	-	438	-	41
301-700 Units P/M	-	22.55	19.08	-	395	-	417	-	23
ABOVE 700 Units	-	14.08	11.91	-	274	-	274	-	-
Time of Day (TOD - Peak) For Load 5Kw & Above	-	-	0.00	-	-	-	-	-	-
Time of Day (TOD - Off-Peak) For Load 5Kw & Above	-	0.00	0.00	-	0	-	0	-	0
Temporary E-1 (I) Residential Supply	-	-	0.00	-	-	-	-	-	-
TOTAL DOMESTIC	-	80.84	88.41	-	1,259	-	1,373	-	113
Commercial - A2	-	-	-	-	-	-	-	-	-
For Load Less 5KW	-	0.60	0.66	-	12	-	10	-	(1)
For Load requirement 5KW & Above	25	0.00	0.00	0	0	0	0	9,575	(0)
Time of Day (TOD - Peak)	-	-	0.00	-	-	-	-	-	-
Time of Day (TOD - Off-Peak)	0	-	0.00	0	-	0	-	-	-
Temporary E-1 (II) Commercial Supply	-	-	0.00	-	-	-	-	-	-
TOTAL COMMERCIAL	33	0.60	0.67	0	12	0	11	9,575	(1)
INDUSTRIAL	-	-	0.00	-	-	-	-	19,150	-
B-1 upto 25 Kw (at 400/230 VOLTS)	-	0.87	0.97	-	14	-	14	-	-
B-1b (09) T Peak	-	-	0.00	-	-	-	-	-	-
B-1b (09) T Off Peak	-	-	0.00	-	-	-	-	-	-
B-2(a) exceeding 25-500 Kw (at 400 Volts)	9,469	2.12	2.35	0	31	4	31	3,650,300	-
B-2 (b) -TOD (Peak) exceeding 25-500 Kw (at 400 Volts)	-	-	0.00	-	-	-	-	-	-
B-2 -TOD (off-peak) exceeding 25-500 Kw (at 400 Volts)	-	-	0.00	-	-	-	-	-	-
B-3 TOD (peak) (for all loads upto 5000 Kw at 11, 33 KV)	-	-	0.00	-	-	-	-	-	-
B-3 - TOD (off-peak)	3,449	1.18	1.32	0	13	1	17	1,271,646	4
B-4 TOD (peak) (for all loads at 66, 132 KV & Above)	-	-	0.00	-	-	-	-	-	-
B-4 TOD (off-peak)	-	-	0.00	-	-	-	-	-	-
Temporary E-2 Industrial Supply	-	-	0.00	-	-	-	-	-	-
TOTAL INDUSTRIAL	12,918	4.18	4.64	0	58	5	61	4,921,946	4
Single Point Supply (Bulk)	-	-	-	-	-	-	-	-	-
C-1 (a) Sanctioned Load Less than 5Kw	-	0.01	0.01	-	0	-	0	-	(0)
C-1 (b) Sanctioned Load 5Kw & upto 500 Kw	2,417	0.42	0.47	0	7	1	6	929,337	(0)
Bulk Supply C-1(c) for supply at 400/230 Volts 5Kw & upto 500 Kw Peak	-	-	0.00	-	-	-	-	-	-
Bulk Supply C-1(c) (TOD) Off-Peak	-	-	0.00	-	-	-	-	-	-
C-2 (a) 11/33 KV upto & including 5000 Kw	-	-	0.00	-	-	-	-	-	-
Bulk Supply C-2(b) (TOD) Peak 11/33 KV upto & including 5000 Kw	-	-	0.00	-	-	-	-	-	-
Bulk Supply C-2(b) (TOD) Off-Peak 11/33 KV upto & including 5000 Kw	-	-	0.00	-	-	-	-	-	-
Bulk Supply C-3 (b) (TOD) Peak at 66 Kv & above & sanctioned load above 5000 Kw	-	-	0.00	-	-	-	-	-	-
Bulk Supply C-3 (b) (TOD) Off-Peak at 66 Kv & above & sanctioned load above 5000 Kw	-	-	0.00	-	-	-	-	-	-
TOTAL BULK SUPPLY	2,417	0.43	0.48	0	7	1	6	929,337	(0)
Agricultural T-Well - Tariff D	-	-	-	-	-	-	-	-	-
D-1(a) Scarp / Agri. Less than 5KW	-	1.08	1.20	-	15	-	15	-	(1)
D-2 Agri T/Well	72,139	2.87	3.19	1	30	-	37	(959,449)	(1)
D-1 (b) Peak Scarp & Agricultural 5KW & Above	-	-	0.00	-	-	-	-	-	-
D-1 (b) Off-Peak Scarp & Agricultural 5KW & Above	-	-	0.00	-	-	-	-	-	-
TOTAL AGRICULTURAL T/Well	72,139	3.95	4.39	1	54	-	52	(959,449)	(2)
Public Lighting - Tariff-G	-	-	0.00	-	-	-	-	-	-
Residential Colony att. to industrial - H	-	-	0.00	-	-	-	-	-	-
K (AJK)	-	-	0.00	-	-	-	-	-	-
Time of Day (TOD - Peak)	-	-	0.00	-	-	-	-	-	-
Time of Day (TOD - Off-Peak)	-	-	0.00	-	-	-	-	-	-
Rawat Lab	-	-	-	-	-	-	-	-	-
Company Total	87,507	90	78.68	1	1,389	6	1,503	4,901,409	114

CHIEF EXECUTIVE OFFICE
FATA TESCO Peshawar

Distribution Company: TESCO
Existing & Proposed Tariff Statement
(Monthly, Quarterly as well as Consolidated)

Description	MDI Charged (KW)	Sales (MkWh)	Sales Mix (%)	NEPRA Existing Tariff		Proposed New Tariff		Difference	
				Fixed Charge (Rs/KVM)	Variable Charge (Rs/KWh)	Fixed Charge (Rs/KVM)	Variable Charge (Rs/KWh)	Fixed Charge (Rs/KVM)	Variable Charge (Rs/KWh)
Residential - A1 Sanctioned Load Less Than 5Kw	-	0.00	0.00	-	-	-	-	-	-
UPTO-50 Units per month	-	12.61	1.07	-	3.00	-	4.00	-	1.00
Consumption Exceeding 50 Units	-	0.00	0.00	-	-	-	-	-	-
1-100 Units P/M	-	324.10	25.73	-	11.15	-	15.50	-	4.35
101-300 Units P/M	-	376.48	31.85	-	15.50	-	17.00	-	1.50
301-700 Units P/M	-	226.44	19.16	-	17.50	-	18.50	-	1.00
ABOVE 700 Units	-	138.14	11.69	-	19.50	-	18.10	-	(1.40)
Time of Day (TOD - Peak) For Load 5Kw & Above	-	0.00	0.00	-	-	-	19.00	-	19.00
Time of Day (TOD - Off-Peak) For Load 5Kw & Above	-	4.54	0.38	-	11.50	-	14.50	-	3.00
Temporary E-1 (i) Residential Supply	-	0.01	0.00	-	19.50	-	19.50	-	-
TOTAL DOMESTIC	-	1082.32	89.87	-	14.99	-	16.46	-	1.47
Commercial - A2	-	0.00	0.00	-	-	-	-	-	-
For Load Less 5KW	-	8.24	0.70	-	19.50	-	20.00	-	0.50
For Load requirement 5KW & Above	555	0.05	0.00	17.00	17.00	400.00	20.00	383.00	3.00
Time of Day (TOD - Peak)	52	0.00	0.00	-	-	-	20.50	-	20.50
Time of Day (TOD - Off-Peak)	-	0.00	0.00	400.00	11.50	400.00	15.50	-	4.00
Temporary E-1 (ii) Commercial Supply	-	0.00	0.00	-	-	-	20.50	-	20.50
TOTAL COMMERCIAL	607	8.30	0.70	0.01	19.42	0.00	20.00	(0.00)	0.58
INDUSTRIAL	-	0.00	0.00	0.00	0.00	-	-	-	-
B-1 upto 25 Kw (at 400/230 VOLTS)	-	10.39	0.88	-	15.50	-	18.00	-	2.50
B-1b (09) T Peak	-	0.00	0.00	-	-	-	20.50	-	20.50
B-1b (09) T Off Peak	-	0.00	0.00	-	-	-	15.50	-	15.50
B-2(a) exceeding 25-500 Kw (at 400 Volts)	176,510	18.66	1.58	14.50	14.50	400.00	16.50	386	2.00
B-2 (b) -TOD (Peak) exceeding 25-500 Kw (at 400 Volts)	-	0.00	0.00	-	-	-	21.50	-	21.50
B-2 -TOD (off-peak) exceeding 25-500 Kw (at 400 Volts)	-	0.00	0.00	-	-	-	16.30	-	16.30
B-3 TOD (peak) (for all loads upto 6000 Kw at 11, 33 KV)	-	0.00	0.00	-	-	-	21.50	-	21.50
B-3 - TOD (off-peak)	28,911	4.51	0.38	11.30	11.30	380.00	17.00	369	5.70
B-4 TOD (peak) (for all loads at 66, 132 KV & Above)	-	0.00	0.00	-	-	-	-	-	-
B-4 TOD (off-peak)	83,295	20.46	1.73	-	-	-	-	-	(15.50)
Temporary E-2 Industrial Supply	2,167	0.00	0.00	-	15.50	-	-	-	-
TOTAL INDUSTRIAL	290,883	54.02	4.57	0.04	13.80	1.15	17.02	1.11	3.22
Single Point Supply (Bulk)	-	0.00	0.00	0.00	0.00	-	-	-	-
C-1 (a) Sanctioned Load Less than 5Kw	23	0.09	0.01	-	16.50	-	18.50	-	2.00
C-1 (b) Sanctioned Load 5Kw & upto 500 Kw	31,790	5.63	0.48	15.50	15.50	400.00	18.00	385	2.50
Bulk Supply C-1(c) for supply at 400/230 Volts 5Kw & upto 500 Kw Peak	-	0.00	0.00	-	-	-	-	-	-
Bulk Supply C-1(c) (TOD) Off-Peak	-	0.00	0.00	-	-	-	-	-	-
C-2 (a) 11/33 KV upto & including 5000 Kw	-	0.00	0.00	-	-	-	-	-	-
Bulk Supply C-2(b) (TOD) Peak 11/33 KV upto & including 5000 Kw	-	0.00	0.00	-	-	-	-	-	-
Bulk Supply C-2(b) (TOD) Off-Peak 11/33 KV upto & including 5000 Kw	-	0.00	0.00	-	-	-	-	-	-
Bulk Supply C-3 (a) (TOD) Peak at 66 Kv & above & sanctioned load above 5000 Kw	-	0.00	0.00	-	-	-	-	-	-
Bulk Supply C-3 (b) (TOD) Off-Peak at 66 Kv & above & sanctioned load above 5000 Kw	-	0.00	0.00	-	-	-	-	-	-
TOTAL BULK SUPPLY	31,813	5.72	0.48	0.00	15.51	1.02	10.00	1.64	2.40
Agricultural T-Well - Tariff D	-	0.00	0.00	-	-	-	-	-	-
D-1(a) Scarp / Agri. Load less than 5KW	-	19.25	1.83	-	14.30	-	18.00	-	3.70
O-2 Agri T-Well	686,118	32.40	2.74	13.30	13.30	128.00	17.00	106.70	3.70
O-1 (b) - Peak Scarp & Agricultural 5KW & Above	-	0.00	0.00	-	-	-	20.50	-	20.50
D-1 (b) Off-Peak Scarp & Agricultural 5KW & Above	-	0.00	0.00	-	-	-	13.30	-	13.30
TOTAL AGRICULTURAL T-Well	866,118	51.65	4.37	8.22	13.57	1.52	17.35	1.30	3.78
Public Lighting - Tariff-G	-	0.00	0.00	-	-	-	-	-	-
Residential Colony att. to industrial - H	-	0.00	0.00	-	-	-	-	-	-
K (AJK)	-	0.00	0.00	-	-	-	-	-	-
Time of Day (TOD - Peak)	-	0.00	0.00	-	-	-	-	-	-
Time of Day (TOD - Off-Peak)	-	0.00	0.00	-	-	-	-	-	-
Rawat Lab	-	0.00	0.00	-	-	-	-	-	-
Company Total	1,189,421	1,182	100	0.01	14.92	0.17	16.59	0.16	1.67

100.00

CHIEF EXECUTIVE OFFICE
FATA TESCO Peshawar.

Distribution Company: **TESCO**
Existing & Proposed Tariff Statement
(Monthly, Quarterly as well as Consolidated)

Description	MDI Charge	Sales	Sales Mix	NEPRA Existing Tariff		Proposed New Tariff		Difference	
				Fixed Charge	Variable Charge	Fixed Charge	Variable Charge	Fixed Charge	Variable Charge
	(KW)	(MKWH)	(%age)	(Min Rs)	(Min Rs)	(Min Rs)	(Min Rs)	(Min Rs)	(Min Rs)
Residential - A1 Sanctioned Load Less Than 5Kw	-	-	0.00	-	38	-	50	-	13
UPTO-50 Units per month	-	12.61	1.07	-	-	-	-	-	-
Consumption Exceeding 50 Units	-	-	0.00	-	-	-	-	-	1,323
1-100 Units P/M	-	304.10	25.73	-	3,391	-	4,714	-	565
101-300 Units P/M	-	376.48	31.85	-	5,835	-	6,400	-	226
301-700 Units P/M	-	226.44	19.16	-	3,963	-	4,189	-	(193)
ABOVE 700 Units	-	138.14	11.69	-	2,694	-	2,500	-	-
Time of Day (TOD - Peak) For Load 5Kw & Above	-	-	0.00	-	-	-	66	-	14
Time of Day (TOD - Off-Peak) For Load 5Kw & Above	-	4.54	0.38	-	52	-	0	-	-
Temporary E-1 (I) Residential Supply	-	0.01	0.00	-	0	-	0	-	-
TOTAL DOMESTIC	-	1,062.32	89.87	-	15,973	-	17,920	-	1,947
Commercial - A2	-	-	-	-	200	-	205	-	5
For Load Less 5KW	-	10.25	0.87	-	-	-	2	-	0
For Load requirement 5KW & Above	555	0.10	0.01	0	2	0	0	212,565	0
Time of Day (TOD - Peak)	52	0.00	0.00	-	-	-	0	-	0
Time of Day (TOD - Off-Peak)	-	0.01	0.00	-	0	-	0	-	0
Temporary E-1(II) Commercial Supply	-	-	0.00	-	-	-	-	-	-
TOTAL COMMERCIAL	607	10.36	0.88	0	202	0	207	212,565	8
INDUSTRIAL	-	-	0.00	-	-	-	-	-	26
B-1 upto 25 Kw (at 400/230 VOLTS)	-	10.39	0.88	-	161	-	187	-	-
B-1 (b) (09) T Peak	-	-	0.00	-	-	-	-	-	-
B-1 (b) (09) T Off Peak	-	-	0.00	-	-	71	308	68,044,605	37
B-2(a) exceeding 25-500 Kw (at 400 Volts)	176,510	18.66	1.58	3	271	-	-	-	-
B-2 (b) -TOD (Peak) exceeding 25-500 Kw (at 400 Volts)	-	-	0.00	-	-	-	-	-	-
B-2 -TOD (off-peak) exceeding 25-500 Kw (at 400 Volts)	-	-	0.00	-	-	-	-	-	-
B-3 TOD (peak) (for all loads upto 5000 Kw at 11, 33 KV)	-	-	0.00	-	-	-	-	-	-
B-3 -TOD (off-peak)	28,911	4.51	0.38	0	51	11	77	10,659,486	26
B-4 TOD (peak) (for all loads at 66, 132 KV & Above)	-	-	0.00	-	-	-	-	-	-
B-4 TOD (off-peak)	83,295	20.46	1.73	-	-	-	-	-	-
Temporary E-2 Industrial Supply	2,167	-	0.00	-	-	-	-	-	-
TOTAL INDUSTRIAL	290,883	54.02	4.57	3	483	82	571	78,704,091	89
Single Point Supply (Bulk)	-	-	0.00	-	-	-	-	-	0
C-1 (a) Sanctioned Load Less than 5Kw	23	0.09	0.31	-	1	-	-	-	-
C-1 (b) Sanctioned Load 5Kw & upto 500 Kw	31,790	5.63	0.48	0	87	13	101	12,223,255	14
Bulk Supply C-1(c) for supply at 400/230 Volts 5Kw & upto 500 Kw Peak	-	-	0.00	-	-	-	-	-	-
Bulk Supply C-1(c) (TOD) Off-Peak	-	-	0.00	-	-	-	-	-	-
C-2 (a) 11/33 KV upto & including 5000 Kw	-	-	0.00	-	-	-	-	-	-
Bulk Supply C-2(b) (TOD) Peak 11/33 KV upto & including 5000 Kw	-	-	0.00	-	-	-	-	-	-
Bulk Supply C-2(b) (TOD) Off-Peak 11/33 KV upto & including 5000 Kw	-	-	0.00	-	-	-	-	-	-
Bulk Supply C-3 (b) (TOD) Peak at 66 Kv & above & sanctioned load above 5000 Kw	-	-	0.00	-	-	-	-	-	-
Bulk Supply C-3 (b) (TOD) Off-Peak at 66 Kv & above & sanctioned load above 5000 Kw	-	-	0.00	-	-	-	-	-	-
TOTAL BULK SUPPLY	31,813	6.72	0.48	0	89	13	103	12,223,255	14
Agricultural T-Well - Tariff D	-	-	-	-	275	-	347	-	71
D-1(a) Scarp / Agri. Less than 5KW	866,118	32.40	2.74	12	431	104	551	92,414,791	120
D-2 Agri TWell	-	-	0.00	-	-	-	-	-	-
D-1 (b) - Peak Scarp & Agricultural 5KW & Above	-	-	0.00	-	-	-	-	-	-
D-1 (b) Off-Peak Scarp & Agricultural 5KW & Above	-	-	0.00	-	-	-	-	-	-
TOTAL AGRICULTURAL T/WELL	866,118	51.65	4.37	12	706	104	897	92,414,791	191
Public Lighting - Tariff-G	-	-	0.00	-	-	-	-	-	-
Residential Colony att. to industrial - H	-	-	0.00	-	-	-	-	-	-
K (AJK)	-	-	0.00	-	-	-	-	-	-
Time of Day (TOD - Peak)	-	-	0.00	-	-	-	-	-	-
Time of Day (TOD - Off-Peak)	-	-	0.00	-	-	-	-	-	-
Rawat Lab	1,189,421	1,184	100.17	15	17,452	198	10,899	183,554,701	2,247
Company Total									

CHIEF EXECUTIVE OFFICER
FATA TESCO Peshawar

Distribution Company: TESCO
Revenue & Subsidy Statement

(Monthly, Quarterly as well as Consolidated)

Description	MDI Charged	Sales	Sales Mix	NEPRA Determined Tariff		GOP Notified Tariff		Subsidy	
				Fixed Charge	Variable Charge	Fixed Charge	Variable Charge	Fixed Charge	Variable Charge
	(KW)	(MkWh)	(%)	(Rs/KWh)	(Rs/KWh)	(Rs/KWh)	(Rs/KWh)	(Rs/KWh)	(Rs/KWh)
Residential - A1 Sanctioned Load Less Than 5Kw	-	0	0.00	-	-	-	-	-	-
UPTO-50 Units per month	-	14.56	1.07	-	3.00	-	2.00	-	1.00
Consumption Exceeding 50 Units	-	-	0.00	-	-	-	-	-	-
1-100 Units P/M	-	351.37	25.73	-	11.15	-	5.79	-	5.36
101-300 Units P/M	-	416.57	30.50	-	15.50	-	8.11	-	7.39
301-700 Units P/M	-	264.03	19.33	-	17.50	-	16.00	-	1.50
ABOVE 700 Units	-	169.95	12.44	-	19.50	-	18.00	-	1.50
Time of Day (TOD - Peak) For Load 5Kw & Above	-	5.67	0.42	-	-	-	-	-	-
Time of Day (TOD - Off-Peak) For Load 5Kw & Above	-	5.24	0.38	-	11.50	-	12.50	-	(1.00)
Temporary E-1 (i) Residential Supply	-	0.01	0.00	-	19.50	-	15.50	-	4.00
TOTAL DOMESTIC	-	1,227.41	89.88	-	15.00	-	9.35	-	4.58
Commercial - A2	-	-	0.00	-	-	-	-	-	-
For Load Less 5KW	58	9.25	0.68	-	19.50	-	18.00	-	1.50
For Load requirement 5KW & Above	456	0.32	0.02	17	17.00	400	16.00	(383.00)	1.00
Time of Day (TOD - Peak)	59	0.01	0.00	-	-	-	-	-	-
Time of Day (TOD - Off-Peak)	34	0.00	0.00	400	11.50	400	12.50	-	(1.00)
Temporary E-1(ii) Commercial Supply	-	-	0.00	-	-	-	-	-	-
TOTAL COMMERCIAL	607.00	9.57	0.70	0.00	19.41	0.02	15.16	(0.02)	1.48
INDUSTRIAL	-	-	0.00	-	0.00	-	-	-	-
B-1 upto 25 Kw (at 400/230 VOLTS)	-	12.00	0.88	-	15.50	-	14.50	-	1.00
B-1b (09) T Peak	-	-	0.00	-	17.00	-	14.50	-	2.50
B-1b (09) T Off Peak	-	-	0.00	-	-	-	-	-	-
B-2(a) exceeding 25-500 Kw (at 400 Volts)	108,582	23.78	1.74	15	14.50	400	14.00	(385.50)	0.50
B-2 (b) -TOD (Peak) exceeding 25-500 Kw (at 400 Volts)	-	-	0.00	-	-	-	-	-	-
B-2 -TOD (off-peak) exceeding 25-500 Kw (at 400 Volts)	-	-	0.00	-	-	-	-	-	-
B-3 TOD (peak) (for all loads upto 5000 Kw at 11, 33 KV)	24,782	4.51	0.33	-	-	-	-	-	-
B-3 - TOD (off-peak)	78,539	22.11	1.52	11	11.30	380	12.20	(368.70)	(0.90)
B-4 TOD (peak) (for all loads at 66, 132 KV & Above)	-	-	0.00	-	-	-	-	-	-
B-4 TOD (off-peak)	-	0.01	0.00	-	-	-	-	-	-
Temporary E-2 Industrial Supply	2,167	-	0.00	-	17.00	-	12.00	-	5.00
TOTAL INDUSTRIAL	211,904.99	62.41	4.57	0.04	12.51	1.83	9.36	(1.13)	0.06
Single Point Supply (Bulk)	-	-	0.00	-	0.00	-	-	-	-
C-1 (a) Sanctioned Load Less than 5Kw	20	0.10	0.01	-	16.50	-	15.00	-	1.50
C-1 (b) Sanctioned Load 5Kw & upto 500 Kw	31,790.00	6.50	0.48	16	15.50	400	14.50	(384.50)	1.00
Bulk Supply C-1(c) for supply at 400/230 Volts 5Kw & upto 500 Kw Peak	-	-	0.00	-	-	-	-	-	-
Bulk Supply C-1(c) (TOD) Off-Peak	-	-	0.00	-	-	-	-	-	-
C-2 (a) 11/33 KV upto & including 5000 Kw	-	-	0.00	-	-	-	-	-	-
Bulk Supply C-2(b) (TOD) Peak 11/33 KV upto & including 5000 Kw	-	-	0.00	-	-	-	-	-	-
Bulk Supply C-2(b) (TOD) Off-Peak 11/33 KV upto & including 5000 Kw	-	-	0.00	-	-	-	-	-	-
Bulk Supply C-3 (b) (TOD) Peak at 66 Kv & above & sanctioned load above 5000 Kw	-	-	0.00	-	-	-	-	-	-
Bulk Supply C-3 (b) (TOD) Off-Peak at 66 Kv & above & sanctioned load above 5000 Kw	-	-	0.00	-	-	-	-	-	-
TOTAL BULK SUPPLY	31,810.00	6.59	0.48	0.07	15.61	1.93	10.92	(1.85)	1.01
Agricultural T-Well - Tariff D	-	-	0.00	-	-	-	-	-	-
D-1(a) Scarp Less than 5KW	-	22.24	1.63	-	14.30	-	13.01	-	1.29
D-2 Agri T/Well	868,116	37.43	2.74	13	16.00	200	10.35	(186.70)	5.65
D-1 (b) - Peak Scarp & Agricultural 5KW & Above	-	-	0.00	-	-	-	-	-	-
D-1 (b) Off-Peak Scarp & Agricultural 5KW & Above	-	-	0.00	-	-	-	-	-	-
TOTAL AGRICULTURAL T/WELL	868,118.00	59.67	4.37	0.19	15.37	1.79	8.31	(2.71)	4.02
Public Lighting - Tariff-G	-	-	0.00	-	-	-	-	-	-
Residential Colony att. to Industrial - H	-	-	0.00	-	-	-	-	-	-
K (AJK)	-	-	0.00	-	-	-	-	-	-
Time of Day (TOD - Peak)	-	-	0.00	-	-	-	-	-	-
Time of Day (TOD - Off-Peak)	-	-	0.00	-	-	-	-	-	-
Rawat Lab	-	-	0.00	-	-	-	-	-	-
Company Total	1,110,440	1,366	100	0.01	14.94	0.17	9.35	(0.18)	5.58

CHIEF EXECUTIVE OFFICE
FATA TESCO Peshawar.

Distribution Company TESCO

Revenue & Subsidy Statement

2013-14

(Monthly, Quarterly as well as Consolidated)

Description	NEPRA Determined Tariff		GOP Notified Tariff		Subsidy	
	MDI Charge	Sales	Fixed Charge	Variable Charge	Fixed Charge	Variable Charge
	(MkWh)	(%)	(Min Rs)	(Min Rs)	(Min Rs)	(Min Rs)
Residential - A1 Sanctioned Load Less Than 5Kw	-	0	0.00	-	-	-
UPTO-50 Units per month	-	14.56	1.07	44	29	15
Consumption Exceeding 50 Units	-	-	0.00	-	-	-
1-100 Units P/M	-	351.37	25.73	3,918	2,034	1,883
101-300 Units P/M	-	416.57	30.50	6,457	3,378	3,078
301-700 Units P/M	-	264.03	19.33	4,621	4,225	396
ABOVE 700 Units	-	169.95	12.44	3,314	3,059	255
Time of Day (TOD - Peak) For Load 5Kw & Above	-	5.67	0.42	-	66	(5)
Time of Day (TOD - Off-Peak) For Load 5Kw & Above	-	5.24	0.38	60	0	0
Temporary E-1 (I) Residential Supply	-	0.01	0.00	0	-	-
TOTAL DOMESTIC	1,227.41	89.88	-	18,413	11,470	5,622
Commercial - A2	-	-	0.00	-	-	-
For Load Less 5Kw	58	9.25	0.68	180	166	14
For Load requirement 5Kw & Above	458	0.32	0.02	0	5	(0)
Time of Day (TOD - Peak)	69	0.01	0.00	-	-	-
Time of Day (TOD - Off-Peak)	34	0.00	0.00	0	0	(0)
Temporary E-1(II) Commercial Supply	-	-	0.00	-	-	-
TOTAL COMMERCIAL	607	9.67	0.70	186	145	(0)
INDUSTRIAL	-	-	0.00	-	-	-
B-1 upto 25 Kw (at 400/230 VOLTS)	-	12.00	0.88	186	174	12
B-1b (09) T Peak	-	-	0.00	-	-	-
B-1b (09) T Off Peak	-	-	0.00	-	-	-
B-2(a) exceeding 25-500 Kw (at 400 Volts)	108,582	23.78	1.74	2	345	43
B-2 (b) -TOD (Peak) exceeding 25-500 Kw (at 400 Volts)	-	-	0.00	-	-	-
B-2 -TOD (off-peak) exceeding 25-500 Kw (at 400 Volts)	-	-	0.00	-	-	-
B-3 TOD (peak) (for all loads upto 5000 Kw at 11, 33 KV)	24,702	4.61	0.33	-	-	-
B-3 - TOD (off-peak)	78,539	22.11	1.62	1	250	30
B-4 TOD (peak) (for all loads at 66, 132 KV & Above)	-	-	0.00	-	-	-
B-4 TOD (off-peak)	-	0.01	0.00	-	-	-
Temporary E-2 Industrial Supply	2	-	0.00	-	-	-
TOTAL INDUSTRIAL	211,905	62.41	4.67	2	781	114
Single Point Supply (Bulk)	-	-	0.00	-	-	-
C-1 (a) Sanctioned Load Less than 5Kw	20	0.10	0.01	2	1	0
C-1 (b) Sanctioned Load 5Kw & upto 500 Kw	31,790	6.50	0.48	0	101	13
Bulk Supply C-1(c) for supply at 400/230 Volts 5Kw &	-	-	0.00	-	-	-
Bulk Supply C-1(c) (TOD) Off-Peak	-	-	0.00	-	-	-
C-2 (a) 11/33 KV upto & Including 5000 Kw	-	-	0.00	-	-	-
Bulk Supply C-2(b) (TOD) Peak 11/33 KV upto & Including 5000 Kw	-	-	0.00	-	-	-
Bulk Supply C-2(b) (TOD) Off-Peak 11/33 KV upto & Including 5000 Kw	-	-	0.00	-	-	-
Bulk Supply C-3 (b) (TOD) Peak at 66 Kv & above & sanctioned load above 5000 Kw	-	-	0.00	-	-	-
Bulk Supply C-3 (b) (TOD) Off-Peak at 66 Kv & above & sanctioned load above 5000 Kw	-	-	0.00	-	-	-
TOTAL BULK SUPPLY	31,810	6.69	0.48	0	102	13
Agricultural T-Well - Tariff D	-	-	0.00	-	-	-
D-1(a) Scarp Less than 5KW	-	22.24	1.63	318	289	29
D-2 Agri TWell	866,118	37.43	2.74	12	599	173
D-1 (b) - Peak Scarp & Agricultural 5KW & Above	-	-	0.00	-	-	-
D-1 (b) Off-Peak Scarp & Agricultural 5KW & Above	-	-	0.00	-	-	-
TOTAL AGRICULTURAL TWELL	866,118	59.87	4.37	12	917	107
Public Lighting - Tariff-G	-	-	0.00%	-	-	-
Residential Colony att. to Industrial - H	-	-	0.00%	-	-	-
K (AJK)	-	-	0.00%	-	-	-
Time of Day (TOD - Peak)	-	-	0.00%	-	-	-
Time of Day (TOD - Off-Peak)	-	-	0.00%	-	-	-
Rawat Lab	-	-	0.00%	-	-	-
Company Total	1,110,440	1,368	100	14	20,399	234

444
CHIEF EXECUTIVE OFFICER
DATA TESCO Peshawar.

Distribution Company: TESCO

Jun,14

Revenue & Subsidy Statement

(Monthly, Quarterly as well as Consolidated)

Description	MDI Charged	Sales	Sales Mix	NEPRA Determined Tariff		GOP Notified Tariff		Subsidy	
				Fixed Charge	Variable Charge	Fixed Charge	Variable Charge	Fixed Charge	Variable Charge
	(KW)	(MkWh)	(%)	(Rs/KW/M)	(Rs/KWh)	(Rs/KW/M)	(Rs/KWh)	(Rs/KW/M)	(Rs/KWh)
Residential - A1 Sanctioned Load Less Than 5Kw	-	0	0.00	-	-	-	-	-	-
UPTO-50 Units per month	-	1.77	2.03	-	3.00	-	2.00	-	1.00
Consumption Exceeding 50 Units	-	-	0.00	-	-	-	-	-	-
1-100 Units P/M	-	16.11	18.55	-	11.15	-	5.79	-	5.36
101-300 Units P/M	-	10.60	19.19	-	15.50	-	8.11	-	7.39
301-700 Units P/M	-	18.42	21.20	-	17.50	-	16.00	-	1.50
ABOVE 700 Units	-	16.02	18.44	-	19.50	-	18.00	-	1.50
Time of Day (TOD - Peak) For Load 5Kw & Above	-	5.67	6.53	-	-	-	-	-	-
Time of Day (TOD - Off-Peak) For Load 5Kw & Above	-	0.00	0.00	-	11.50	-	12.50	-	(1.00)
Temporary E-1 (I) Residential Supply	-	-	0.00	-	19.50	-	15.50	-	4.00
TOTAL DOMESTIC	-	74.00	85.03	-	14.44	-	10.92	-	3.52
Commercial - A2	-	-	0.00	-	-	-	-	-	-
For Load Less 5KW	56	0.73	0.84	-	19.50	-	18.00	-	1.50
For Load requirement 5KW & Above	2	0.00	0.00	17	17.00	400	16.00	(383.00)	1.00
Time of Day (TOD - Peak)	-	-	0.00	-	-	-	-	-	-
Time of Day (TOD - Off-Peak)	-	-	0.00	400	11.50	400	12.50	-	(1.00)
Temporary E-1 (II) Commercial Supply	-	-	0.00	-	-	-	-	-	-
TOTAL COMMERCIAL	60.00	0.73	0.84	0.00	19.49	0.00	17.99	(0.00)	1.50
INDUSTRIAL	-	-	0.00	-	0.00	-	-	-	-
B-1 upto 25 Kw (at 400/230 VOLTS)	-	1.04	1.20	-	15.50	-	14.50	-	1.00
B-1b (09) T Peak	-	-	0.00	-	17.00	-	14.50	-	2.50
B-1b (09) T Off Peak	-	-	0.00	-	-	-	-	-	-
B-2(a) exceeding 25-500 Kw (at 400 Volts)	7,382	1.85	2.13	15	14.50	400	14.00	(385.50)	0.50
B-2 (b) -TOD (Peak) exceeding 25-500 Kw (at 400 Volts)	-	-	0.00	-	-	-	-	-	-
B-2 -TOD (off-peak) exceeding 25-500 Kw (at 400 Volts)	-	-	0.00	-	-	-	-	-	-
B-3 TOD (peak) (for all loads upto 5000 Kw at 11, 33 KV)	-	-	0.00	-	-	-	-	-	-
B-3 - TOD (off-peak)	14,864	3.31	3.81	11	11.30	380	12.20	(368.70)	(0.90)
B-4 TOD (peak) (for all loads at 66, 132 KV & Above)	-	-	0.00	-	-	-	-	-	-
B-4 TOD (off-peak)	-	-	0.00	-	-	-	-	-	-
Temporary E-2 Industrial Supply	-	-	0.00	-	17.00	-	12.00	-	5.00
TOTAL INDUSTRIAL	22,248.00	6.20	7.13	0.04	12.96	1.39	13.12	(1.34)	(0.16)
Single Point Supply (Bulk)	-	-	0.00	-	0.00	-	-	-	-
C-1 (a) Sanctioned Load Less than 5Kw	2	0.00	0.00	-	16.50	-	15.00	-	1.50
C-1 (b) Sanctioned Load 5Kw & upto 500 Kw	2,753	0.56	0.64	16	15.50	400	14.50	(384.50)	1.00
Bulk Supply C-1(c) for supply at 400/230 Volts 5Kw & upto 500 Kw Peak	-	-	0.00	-	-	-	-	-	-
Bulk Supply C-1(c) (TOD) Off-Peak	-	-	0.00	-	-	-	-	-	-
C-2 (a) 11/33 KV upto & Including 5000 Kw	-	-	0.00	-	-	-	-	-	-
Bulk Supply C-2(b) (TOD) Peak 11/33 KV upto & Including 5000 Kw	-	-	0.00	-	-	-	-	-	-
Bulk Supply C-2(b) (TOD) Off-Peak 11/33 KV upto & Including 5000 Kw	-	-	0.00	-	-	-	-	-	-
Bulk Supply C-3 (b) (TOD) Peak at 66 Kv & above & sanctioned load above 5000 Kw	-	-	0.00	-	-	-	-	-	-
Bulk Supply C-3 (b) (TOD) Off-Peak at 66 Kv & above & sanctioned load above 5000 Kw	-	-	0.00	-	-	-	-	-	-
TOTAL BULK SUPPLY	2,755.00	0.56	0.65	0.08	16.51	1.96	14.50	(1.88)	1.00
Agricultural T-Well - Tariff D	-	-	0.00	-	-	-	-	-	-
D-1(a) Scarp Less than 5KW	-	1.65	1.91	-	14.30	-	13.01	-	1.29
D-2 Agri T/Well	72,184	3.07	3.53	13	16.00	200	10.35	(186.70)	5.65
D-1 (b) - Peak Scarp & Agricultural 5KW & Above	-	-	0.00	-	-	-	-	-	-
D-1 (b) Off-Peak Scarp & Agricultural 5KW & Above	-	-	0.00	-	-	-	-	-	-
TOTAL AGRICULTURAL T/WELL	72,184.00	4.73	5.44	0.20	15.40	3.05	11.28	(2.85)	4.12
Public Lighting - Tariff-G	-	-	0.00	-	-	-	-	-	-
Residential Colony att. to Industrial - H	-	-	0.00	-	-	-	-	-	-
K (AJK)	-	-	0.00	-	-	-	-	-	-
Time of Day (TOD - Peak)	-	-	0.00	-	-	-	-	-	-
Time of Day (TOD - Off-Peak)	-	-	0.00	-	-	-	-	-	-
Rawat Lab	-	-	0.00	-	-	-	-	-	-
Company Total	97,245	85.9	100	0.01	14.44	0.28	11.18	(0.26)	3.26

CHIEF EXECUTIVE OFFICER
FATA TESCO Peshawar

Distribution Company TESCO
Revenue & Subsidy Statement

Jun,14

(Monthly, Quarterly as well as Consolidated)

Description	MD Charged	Sales	Sales Mix	NEPRA Determined Tariff		GOP Notified Tariff		Subsidy	
				Fixed Charge	Variable Charge	Fixed Charge	Variable Charge	Fixed Charge	Variable Charge
		(MkWh)	(%)	(Min Rs)	(Min Rs)	(Min Rs)	(Min Rs)	(Min Rs)	(Min Rs)
Residential - A1 Sanctioned Load Less Than 5Kw	-	0	0.00	-	-	-	-	-	-
UPTO-60 Units per month	-	1.77	2.03	-	5	-	4	-	2
Consumption Exceeding 60 Units	-	-	0.00	-	-	-	-	-	-
1-100 Units P/M	-	16.11	18.55	-	180	-	93	-	86
101-300 Units P/M	-	16.68	19.19	-	258	-	135	-	123
301-700 Units P/M	-	18.42	21.20	-	322	-	295	-	28
ABOVE 700 Units	-	18.02	18.44	-	312	-	288	-	24
Time of Day (TOD - Peak) For Load 5Kw & Above	-	5.67	6.53	-	-	-	-	-	-
Time of Day (TOD - Off-Peak) For Load 5Kw & Above	-	0.00	0.00	-	0	-	0	-	(0)
Temporary E-1 (i) Residential Supply	-	-	0.00	-	-	-	-	-	-
TOTAL DOMESTIC	-	74.66	85.93	-	1,078	-	816	-	263
Commercial - A2	-	-	0.00	-	-	-	-	-	-
For Load Less 5KW	58	0.73	0.84	-	14	-	13	-	1
For Load requirement 5KW & Above	2	0.00	0.00	0	0	0	0	(0)	0
Time of Day (TOD - Peak)	-	-	0.00	-	-	-	-	-	-
Time of Day (TOD - Off-Peak)	-	-	0.00	-	-	-	-	-	-
Temporary E-1(ii) Commercial Supply	-	-	0.00	-	-	-	-	-	-
TOTAL COMMERCIAL	60	0.73	0.84	0	14	0	13	(0)	1
INDUSTRIAL	-	-	0.00	-	-	-	-	-	-
B-1 upto 25 Kw (at 400/230 VOLTS)	-	1.04	1.20	-	16	-	15	-	1
B-1b (09) T Peak	-	-	0.00	-	-	-	-	-	-
B-1b (09) T Off Peak	-	-	0.00	-	-	-	-	-	-
B-2(a) exceeding 25-500 Kw (at 400 Volts)	7,382	1.85	2.13	0	27	3	26	(3)	1
B-2 (b) -TOD (Peak) exceeding 25-500 Kw (at 400 Volts)	-	-	0.00	-	-	-	-	-	-
B-2 -TOD (off-peak) exceeding 25-500 Kw (at 400 Volts)	-	-	0.00	-	-	-	-	-	-
B-3 TOD (peak) (for all loads upto 5000 Kw at 11, 33 KV)	-	-	0.00	-	-	-	-	-	-
B-3 - TOD (off-peak)	14,864	3.31	3.81	0	37	6	40	(5)	(3)
B-4 TOD (peak) (for all loads at 66, 132 KV & Above)	-	-	0.00	-	-	-	-	-	-
B-4 TOD (off-peak)	-	-	0.00	-	-	-	-	-	-
Temporary E-2 Industrial Supply	-	-	0.00	-	-	-	-	-	-
TOTAL INDUSTRIAL	22,246	6.20	7.13	0	80	9	81	(8)	(1)
Single Point Supply (Bulk)	-	-	0.00	-	-	-	-	-	-
C-1 (a) Sanctioned Load Less than 5Kw	2	0.00	0.00	-	0	-	0	-	0
C-1 (b) Sanctioned Load 5Kw & upto 500 Kw	2,753	0.56	0.64	0	9	1	8	(1)	1
Bulk Supply C-1(c) for supply at 400/230 Volts 5Kw &	-	-	0.00	-	-	-	-	-	-
Bulk Supply C-1(c) (TOD) Off-Peak	-	-	0.00	-	-	-	-	-	-
C-2 (a) 11/33 KV upto & including 5000 Kw	-	-	0.00	-	-	-	-	-	-
Bulk Supply C-2(b) (TOD) Peak 11/33 KV upto & including 5000 Kw	-	-	0.00	-	-	-	-	-	-
Bulk Supply C-2(b) (TOD) Off-Peak 11/33 KV upto & including 5000 Kw	-	-	0.00	-	-	-	-	-	-
Bulk Supply C-3 (b) (TOD) Peak at 66 Kv & above & sanctioned load above 5000 Kw	-	-	0.00	-	-	-	-	-	-
Bulk Supply C-3 (b) (TOD) Off-Peak at 66 Kv & above & sanctioned load above 5000 Kw	-	-	0.00	-	-	-	-	-	-
TOTAL BULK SUPPLY	2,755	0.56	0.65	0	9	1	8	(1)	1
Agricultural T-Wells - Tariff D	-	-	0.00	-	-	-	-	-	-
D-1(a) Scarp Less than 5KW	-	1.66	1.91	-	24	-	22	-	2
D-2 Agri T/Well	72,184	3.07	3.53	1	49	14	32	(13)	17
D-1 (b) - Peak Scarp & Agricultural 5KW & Above	-	-	0.00	-	-	-	-	-	-
D-1 (b) Off-Peak Scarp & Agricultural 5KW & Above	-	-	0.00	-	-	-	-	-	-
TOTAL AGRICULTURAL T/WELL	72,184	4.73	5.44	1	73	14	53	(13)	19
Public Lighting - Tariff-G	-	-	0.00%	-	-	-	-	-	-
Residential Colony att. to Industrial - H	-	-	0.00%	-	-	-	-	-	-
K (AJK)	-	-	0.00%	-	-	-	-	-	-
Time of Day (TOD - Peak)	-	-	0.00%	-	-	-	-	-	-
Time of Day (TOD - Off-Peak)	-	-	0.00%	-	-	-	-	-	-
Rawat Lab	-	-	0.00%	-	-	-	-	-	-
Company Total	97,245	87	100	1	1,254	24	971	(23)	283

CHIEF EXECUTIVE OFFICER
FATA TESCO Peshawar.

Distribution Company: TESCO

May, 14

Revenue & Subsidy Statement

(Monthly, Quarterly as well as Consolidated)

Description	NEPRA Determined Tariff			GOP Notified Tariff		Subsidy	
	MDI Charged	Sales	Sales Mix	Fixed Charge	Variable Charge	Fixed Charge	Variable Charge
	(KW)	(MkWh)	(%)	(Rs/KWM)	(Rs/KWh)	(Rs/KWM)	(Rs/KWh)
Residential - A1 Sanctioned Load Less Than 5Kw	-	0	0.00	-	-	-	-
UPTO-50 Units per month	-	0.18	0.96	-	3.00	-	2.00
Consumption Exceeding 50 Units	-	-	0.00	-	-	-	-
1-100 Units P/M	-	3.53	18.83	-	13.15	-	5.79
101-300 Units P/M	-	3.11	16.59	-	15.50	-	8.11
301-700 Units P/M	-	1.63	8.70	-	17.50	-	12.33
ABOVE 700 Units	-	0.91	4.85	-	19.50	-	15.07
Time of Day (TOD - Peak) For Load 5Kw & Above	-	-	0.00	-	-	-	-
Time of Day (TOD - Off-Peak) For Load 5Kw & Above	-	-	0.00	-	11.50	-	0.22
Temporary E-1 (i) Residential Supply	-	0.00	0.02	-	-	-	-
TOTAL DOMESTIC	-	9.38	49.98	-	16.10	-	0.63
Commercial - A2	-	-	0.00	-	-	-	-
For Load Less 5Kw	-	-	0.00	-	-	-	-
For Load requirement 5Kw & Above	-	0.27	1.44	-	19.50	400	14.77
Time of Day (TOD - Peak)	43	0.00	0.02	400	-	-	400.00
Time of Day (TOD - Off-Peak)	2	-	0.00	400	17.00	400	9.72
Temporary E-1(ii) Commercial Supply	-	-	0.00	-	11.50	-	8.01
TOTAL COMMERCIAL	45.00	0.27	1.46	0.07	19.26	0.00	14.69
INDUSTRIAL	-	-	0.00	-	0.00	-	-
B-1 upto 25 Kw (at 400/230 VOLTS)	-	0.80	4.27	-	13.50	-	10.51
B-1b (09) T Peak	-	-	0.00	-	-	-	-
B-1b (09) T Off Peak	-	-	0.00	-	-	-	-
B-2(a) exceeding 25-500 Kw (at 400 Volts)	5,156	1.33	7.10	400	14.50	400	9.14
B-2 (b) -TOD (Peak) exceeding 25-500 Kw (at 400 Volts)	-	-	0.00	-	-	-	-
B-2 -TOD (off-peak) exceeding 25-500 Kw (at 400 Volts)	-	-	0.00	-	-	-	-
B-3 TOD (peak) (for all loads upto 5000 Kw at 11, 33 KV)	-	-	0.00	-	-	-	-
B-3 - TOD (off-peak)	10,579	2.90	15.47	380	13.30	380	7.75
B-4 TOD (peak) (for all loads at 66, 132 KV & Above)	-	-	0.00	-	-	-	-
B-4 TOD (off-peak)	-	0.00	0.02	-	15.50	380	11.50
Temporary E-2 Industrial Supply	-	-	0.00	-	-	-	380.00
TOTAL INDUSTRIAL	15,735.00	5.03	26.85	1.21	13.64	1.21	8.66
Single Point Supply (Bulk)	-	-	0.00	-	0.00	-	-
C-1 (a) Sanctioned Load Less than 5Kw	2	0.00	0.02	400	16.50	-	11.55
C-1 (b) Sanctioned Load 5Kw & upto 500 Kw	2,112	0.42	2.24	400	15.50	400	10.35
Bulk Supply C-1(c) for supply at 400/230 Volts 5Kw & upto 500 Kw Peak	-	-	0.00	-	-	-	-
Bulk Supply C-1(c) (TOD) Off-Peak	-	-	0.00	-	-	-	-
C-2 (a) 11/33 KV upto & including 5000 Kw	-	-	0.00	-	-	-	-
Bulk Supply C-2(b) (TOD) Peak 11/33 KV upto & including 5000 Kw	-	-	0.00	-	-	-	-
Bulk Supply C-2(b) (TOD) Off-Peak 11/33 KV upto & including 5000 Kw	-	-	0.00	-	-	-	-
Bulk Supply C-3 (b) (TOD) Peak at 66 Kv & above & sanctioned load above 5000 Kw	-	-	0.00	-	-	-	-
Bulk Supply C-3 (b) (TOD) Off-Peak at 66 Kv & above & sanctioned load above 5000 Kw	-	-	0.00	-	-	-	-
TOTAL BULK SUPPLY	2,114.00	0.42	2.26	1.99	15.51	1.99	10.36
Agricultural T-Well - Tariff D	-	-	0.00	-	-	-	-
D-1(a) Scarp Less than 5Kw	-	1.51	8.06	-	14.30	-	10.00
D-2 Agri T/Well	50,657	2.14	11.42	200	13.30	120	6.77
D-1 (b) - Peak Scarp & Agricultural 5Kw & Above	-	-	0.00	-	-	-	-
D-1 (b) Off-Peak Scarp & Agricultural 5Kw & Above	-	-	0.00	-	-	-	-
TOTAL AGRICULTURAL T/Well	50,657.00	3.65	19.47	2.78	13.71	1.67	8.11
Public Lighting - Tariff-G	-	-	0.00	-	-	-	-
Residential Colony att. to Industrial - H	-	-	0.00	-	-	-	-
K (AJK)	-	-	0.00	-	-	-	-
Time of Day (TOD - Peak)	-	-	0.00	-	-	-	-
Time of Day (TOD - Off-Peak)	-	-	0.00	-	-	-	-
Rawat Lab	-	-	0.00	-	-	-	-
Company Total	68,551	19	100	0.91	14.51	0.69	8.58

Chief Executive Officer
ATA TESCO

Distribution Company TESCO
Revenue & Subsidy Statement

May,14

(Monthly, Quarterly as well as Consolidated)

Description	MDI Charged	Sales	Sales Mix	NAPRA Determined Tariff		QOP Notified Tariff		Subsidy	
				Fixed Charge	Variable Charge	Fixed Charge	Variable Charge	Fixed Charge	Variable Charge
		(MkWh)	(%)	(Min Rs)	(Min Rs)	(Min Rs)	(Min Rs)	(Min Rs)	(Min Rs)
Residential - A1 Sanctioned Load Less Than 5Kw	-	0	0.00	-	-	-	0	-	0
UPTO-50 Units per month	-	0.18	0.98	-	1	-	-	-	-
Consumption Exceeding 50 Units	-	-	0.00	-	-	-	-	-	-
1-100 Units P/M	-	3.53	18.83	-	46	-	20	-	26
101-300 Units P/M	-	3.11	16.59	-	48	-	25	-	23
301-700 Units P/M	-	1.63	8.70	-	29	-	20	-	8
ABOVE 700 Units	-	0.91	4.85	-	18	-	14	-	4
Time of Day (TOD - Peak) For Load 5Kw & Above	-	-	0.00	-	-	-	-	-	-
Time of Day (TOD - Off-Peak) For Load 5Kw & Above	-	-	0.00	-	-	-	-	-	-
Temporary E-1 (I) Residential Supply	-	0.00	0.02	-	-	-	80	-	62
TOTAL DOMESTIC	-	9.36	49.96	-	141	-	80	-	62
Commercial - A2	-	-	0.00	-	-	-	-	-	-
For Load Less 5KW	-	-	0.00	-	-	-	-	-	-
For Load requirement 5KW & Above	-	0.27	1.44	-	5	-	4	-	1
Time of Day (TOD - Peak)	43	0.00	0.02	0	-	0	-	-	-
Time of Day (TOD - Off-Peak)	2	-	0.00	0	-	-	-	-	-
Temporary E-1 (II) Commercial Supply	-	-	0.00	-	-	-	-	-	-
TOTAL COMMERCIAL	45	0.27	1.46	0	5	0	4	0	1
INDUSTRIAL	-	-	0.00	-	-	-	-	-	-
B-1 upto 25 Kw (at 400/230 VOLTS)	-	0.80	4.27	-	11	-	8	-	2
B-1b (09) T Peak	-	-	0.00	-	-	-	-	-	-
B-1b (09) T Off Peak	-	-	0.00	-	-	-	-	-	-
B-2(a) exceeding 25-500 Kw (at 400 Volts)	5,156	1.33	7.10	2	19	2	12	-	7
B-2 (b) -TOD (Peak) exceeding 25-500 Kw (at 400 Volts)	-	-	0.00	-	-	-	-	-	-
B-2 -TOD (off-peak) exceeding 25-500 Kw (at 400 Volts)	-	-	0.00	-	-	-	-	-	-
B-3 TGD (peak) (for all loads upto 6000 Kw at 11, 33 KV)	-	-	0.00	-	-	-	-	-	-
B-3 - TOD (off-peak)	10,579	2.90	15.47	4	39	4	22	-	16
B-4 TOD (peak) (for all loads at 66, 132 KV & Above)	-	-	0.00	-	-	-	-	-	-
B-4 TOD (off-peak)	-	0.00	0.02	-	-	-	-	-	-
Temporary E-2 Industrial Supply	-	-	0.00	-	-	-	-	-	-
TOTAL INDUSTRIAL	15,735	5.03	26.85	6	69	6	43	-	26
Single Point Supply (Bulk)	-	-	0.00	-	-	-	-	-	-
C-1 (a) Sanctioned Load Less than 5Kw	2	0.00	0.02	0	0	-	0	0	0
C-1 (b) Sanctioned Load 5Kw & upto 500 Kw	2,112	0.42	2.24	1	7	1	4	-	2
Bulk Supply C-1(c) for supply at 400/230 Volts 5Kw &	-	-	0.00	-	-	-	-	-	-
Bulk Supply C-1(c) (TOD) Off-Peak	-	-	0.00	-	-	-	-	-	-
C-2 (a) 11/33 KV upto & including 5000 Kw	-	-	0.00	-	-	-	-	-	-
Bulk Supply C-2(b) (TOD) Peak 11/33 KV upto & Including 5000 Kw	-	-	0.00	-	-	-	-	-	-
Bulk Supply C-2(b) (TOD) Off-Peak 11/33 KV upto & Including 5000 Kw	-	-	0.00	-	-	-	-	-	-
Bulk Supply C-3 (b) (TOD) Peak at 66 Kv & above & sanctioned load above 5000 Kw	-	-	0.00	-	-	-	-	-	-
Bulk Supply C-3 (b) (TOD) Off-Peak at 66 Kv & above & sanctioned load above 5000 Kw	-	-	0.00	-	-	-	-	-	-
TOTAL BULK SUPPLY	2,114	0.42	2.26	1	7	1	4	0	2
Agricultural T-Well - Tariff D	-	-	0.00	-	-	-	-	-	-
D-1(a) Scarp Less than 5KW	-	1.51	8.06	-	22	-	15	-	6
D-2 Agri TWell	50,657	2.14	11.42	10	26	6	14	-	14
D-1 (b) - Peak Scarp & Agricultural 5KW & Above	-	-	0.00	-	-	-	-	-	-
D-1 (b) Off-Peak Scarp & Agricultural 5KW & Above	-	-	0.00	-	-	-	-	-	-
TOTAL AGRICULTURAL T/WELL	50,657	3.65	19.47	10	50	6	30	4	20
Public Lighting - Tariff-G	-	-	0.00%	-	-	-	-	-	-
Residential Colony att. to Industrial - H	-	-	0.00%	-	-	-	-	-	-
K (AJK)	-	-	0.00%	-	-	-	-	-	-
Time of Day (TOD - Peak)	-	-	0.00%	-	-	-	-	-	-
Time of Day (TOD - Off-Peak)	-	-	0.00%	-	-	-	-	-	-
Rawat Lab	-	-	0.00%	-	-	-	-	-	-
Company Total	68,551	19	100	17	272	13	161	4	111

CHIEF EXECUTIVE OFFICER
FAIA TESCO Peshawar

Distribution Company: TESCO

Apr,14

Revenue & Subsidy Statement

(Monthly, Quarterly as well as Consolidated)

Description	MDI Charged		Sales		NEPRA Determined Tariff		GOP Notified Tariff		Subsidy	
	(KW)	(MkWh)	(%)	(%)	Fixed Charge	Variable Charge	Fixed Charge	Variable Charge	Fixed Charge	Variable Charge
Residential - A1 Sanctioned Load Less Than 5Kw	-	0	0.00	-	-	-	-	-	-	-
UPTO-50 Units per month	-	1.29	1.32	-	-	3.00	-	2.00	-	1.00
Consumption Exceeding 50 Units	-	-	0.00	-	-	-	-	-	-	-
1-100 Units P/M	-	31.10	31.89	-	-	11.15	-	5.79	-	5.36
101-300 Units P/M	-	32.92	33.76	-	-	15.50	-	8.11	-	7.39
301-700 Units P/M	-	14.84	15.22	-	-	17.50	-	12.33	-	5.17
ABOVE 700 Units	-	5.83	5.97	-	-	19.50	-	15.07	-	4.43
Time of Day (TOD - Peak) For Load 5Kw & Above	-	-	0.00	-	-	-	-	-	-	-
Time of Day (TOD - Off-Peak) For Load 5Kw & Above	-	0.00	0.00	-	-	11.50	-	8.22	-	3.28
Temporary E-1 (I) Residential Supply	-	-	0.00	-	-	19.50	-	15.50	-	4.00
TOTAL DOMESTIC	-	86.98	88.17	-	-	14.36	-	8.38	-	6.98
Commercial - A2	-	-	0.00	-	-	-	-	-	-	-
For Load Less 5KW	-	0.81	0.83	-	-	19.50	-	14.77	-	4.73
For Load requirement 5KW & Above	37	0.00	0.00	17	17.00	400	9.72	(383.00)	7.28	-
Time of Day (TOD - Peak)	6	-	0.00	-	-	-	-	-	-	-
Time of Day (TOD - Off-Peak)	-	0.00	0.00	400	11.50	400	8.01	-	3.49	-
Temporary E-1(ii) Commercial Supply	-	-	0.00	-	-	-	-	-	-	-
TOTAL COMMERCIAL	43.00	0.82	0.84	0.00	19.48	0.02	14.74	(0.02)	4.74	-
INDUSTRIAL	-	-	0.00	-	-	0.00	-	-	-	-
B-1 upto 25 Kw (at 400/230 VOLTS)	-	1.12	1.15	-	-	15.50	-	10.51	-	4.99
B-1b (09) T Peak	-	-	0.00	-	-	-	-	-	-	-
B-1b (09) T Off Peak	-	-	0.00	-	-	-	-	-	-	-
B-2(a) exceeding 25-500 Kw (at 400 Volts)	8,000.0	1.60	1.64	15	14.50	400	9.14	(385.50)	5.36	-
B-2 (b) -TOD (Peak) exceeding 25-500 Kw (at 400 Volts)	-	-	0.00	-	-	-	-	-	-	-
B-2 -TOD (off-peak) exceeding 25-500 Kw (at 400 Volts)	-	-	0.00	-	-	-	-	-	-	-
B-3 TOD (peak) (for all loads upto 5000 Kw at 11, 33 KV)	12,101.0	0.07	0.08	-	19.50	-	12.68	-	8.82	-
B-3 - TOD (off-peak)	9,447.0	3.26	3.35	11	11.30	380	7.75	(368.70)	3.55	-
B-4 TOD (peak) (for all loads at 66, 132 KV & Above)	-	-	0.00	-	-	-	-	-	-	-
B-4 TOD (off-peak)	-	-	0.00	-	-	15.50	-	11.50	-	4.00
Temporary E-2 Industrial Supply	-	-	0.00	-	-	-	-	-	-	-
TOTAL INDUSTRIAL	27,548.00	6.06	6.22	0.03	13.02	0.99	8.69	(0.96)	4.34	-
Single Point Supply (Bulk)	-	-	0.00	-	-	0.00	-	-	-	-
C-1 (a) Sanctioned Load Less than 5Kw	3	0.01	0.01	-	16.50	-	11.55	-	4.95	-
C-1 (b) Sanctioned Load 5Kw & upto 500 Kw	2,846	0.58	0.59	16	15.50	400	10.35	(384.50)	5.15	-
Bulk Supply C-1(c) for supply at 400/230 Volts 5Kw & upto 500 Kw Peak	-	-	0.00	-	-	-	-	-	-	-
Bulk Supply C-1(c) (TOD) Off-Peak	-	-	0.00	-	-	-	-	-	-	-
C-2 (a) 11/33 KV upto & Including 5000 Kw	-	-	0.00	-	-	-	-	-	-	-
Bulk Supply C-2(b) (TOD) Peak 11/33 KV upto & Including 5000 Kw	-	-	0.00	-	-	-	-	-	-	-
Bulk Supply C-2(b) (TOD) Off-Peak 11/33 KV upto & Including 5000 Kw	-	-	0.00	-	-	-	-	-	-	-
Bulk Supply C-3 (b) (TOD) Peak at 66 Kv & above & sanctioned load above 5000 Kw	-	-	0.00	-	-	-	-	-	-	-
Bulk Supply C-3 (b) (TOD) Off-Peak at 66 Kv & above & sanctioned load above 5000 Kw	-	-	0.00	-	-	-	-	-	-	-
TOTAL BULK SUPPLY	2,849.00	0.68	0.60	0.08	16.61	1.95	10.36	(1.87)	6.15	-
Agricultural T-Well - Tariff D	-	-	0.00	-	-	-	-	-	-	-
O-1(a) Scarp Less than 5KW	-	2.15	2.20	-	14.30	-	10.00	-	4.30	-
D-2 Agrl T/Well	72,184	1.92	1.97	13	13.30	120	6.77	(106.70)	6.53	-
D-1 (b) - Peak Scarp & Agricultural 5KW & Above	-	-	0.00	-	-	-	-	-	-	-
D-1 (b) Off-Peak Scarp & Agricultural 5KW & Above	-	-	0.00	-	-	-	-	-	-	-
TOTAL AGRICULTURAL TWELL	72,184.00	4.07	4.17	0.24	13.83	2.13	8.47	(1.89)	5.35	-
Public Lighting - Tariff-G	-	-	0.00	-	-	-	-	-	-	-
Residential Colony att. to Industrial - H	-	-	0.00	-	-	-	-	-	-	-
K (AJK)	-	-	0.00	-	-	-	-	-	-	-
Time of Day (TOD - Peak)	-	-	0.00	-	-	-	-	-	-	-
Time of Day (TOD - Off-Peak)	-	-	0.00	-	-	-	-	-	-	-
Rawat Lab	-	-	0.00	-	-	-	-	-	-	-
Company Total	102,624	98	100	0.01	14.30	0.16	8.47	(0.16)	6.83	-

CHIEF EXECUTIVE OFFICER
FAIA TESCO Residential

Distribution Company TESCO
Revenue & Subsidy Statement

Apr,14

(Monthly, Quarterly as well as Consolidated)

Description	MDI Charged	Sales	Sales Mix	NEPRA Determined Tariff		GOP Notified Tariff		Subsidy	
				Fixed Charge	Variable Charge	Fixed Charge	Variable Charge	Fixed Charge	Variable Charge
		(MKWH)	(%)	(Min Rs)	(Min Rs)	(Min Rs)	(Min Rs)	(Min Rs)	(Min Rs)
Residential - A1 Sanctioned Load Less Than 5Kw	-	0	0.00	-	-	-	-	-	-
UPTO-50 Units per month	-	1.29	1.32	-	4	-	3	-	1
Consumption Exceeding 50 Units	-	-	0.00	-	-	-	-	-	-
1-100 Units P/M	-	31.10	31.89	-	347	-	180	-	167
101-300 Units P/M	-	32.92	33.76	-	510	-	267	-	243
301-700 Units P/M	-	14.84	15.22	-	260	-	183	-	77
ABOVE 700 Units	-	5.83	5.97	-	114	-	88	-	26
Time of Day (TOD - Peak) For Load 5Kw & Above	-	-	0.00	-	-	-	-	-	-
Time of Day (TOD - Off-Peak) For Load 5Kw & Above	-	0.00	0.00	-	0	-	0	-	0
Temporary E-1 (I) Residential Supply	-	-	0.00	-	-	-	-	-	-
TOTAL DOMESTIC	-	85.98	88.17	-	1,234	-	720	-	514
Commercial - A2	-	-	0.00	-	-	-	-	-	-
For Load Less 5KW	-	0.01	0.83	-	16	-	12	-	4
For Load requirement 5KW & Above	37	0.00	0.00	0	0	0	0	(0)	0
Time of Day (TOD - Peak)	6	-	0.00	-	-	-	-	-	-
Time of Day (TOD - Off-Peak)	-	0.00	0.00	-	0	-	0	-	0
Temporary E-1 (II) Commercial Supply	-	-	0.00	-	-	-	-	-	-
TOTAL COMMERCIAL	43	0.82	0.84	0	16	0	12	(0)	4
INDUSTRIAL	-	-	0.00	-	-	-	-	-	-
B-1 upto 25 Kw (at 400/230 VOLTS)	-	1.12	1.15	-	17	-	12	-	6
B-1b (09) T Peak	-	-	0.00	-	-	-	-	-	-
B-1b (09) T Off Peak	-	-	0.00	-	-	-	-	-	-
B-2(a) exceeding 25-500 Kw (at 400 Volts)	6,000	1.60	1.84	0	23	2	15	(2)	9
B-2 (b) -TOD (Peak) exceeding 25-500 Kw (at 400 Volts)	-	-	0.00	-	-	-	-	-	-
B-2 -TOD (off-peak) exceeding 25-500 Kw (at 400 Volts)	-	-	0.00	-	-	-	-	-	-
B-3 TOD (peak) (for all loads upto 5000 Kw at 11, 33 KV)	12,101	0.07	0.08	-	1	-	1	-	1
B-3 - TOD (off-peak)	9,447	3.26	3.35	0	37	4	25	(3)	12
B-4 TOD (peak) (for all loads at 66, 132 KV & Above)	-	-	0.00	-	-	-	-	-	-
B-4 TOD (off-peak)	-	-	0.00	-	-	-	-	-	-
Temporary E-2 Industrial Supply	-	-	0.00	-	-	-	-	-	-
TOTAL INDUSTRIAL	27,548	6.06	6.22	0	79	6	63	(6)	26
Single Point Supply (Bulk)	-	-	0.00	-	-	-	-	-	-
C-1 (a) Sanctioned Load Less than 5Kw	3	0.01	0.01	-	0	-	0	-	0
C-1 (b) Sanctioned Load 5Kw & upto 500 Kw	2,846	0.58	0.59	0	9	1	6	(1)	3
Bulk Supply C-1(c) for supply at 400/230 Volts 5Kw &	-	-	0.00	-	-	-	-	-	-
Bulk Supply C-1(c) (TOD) Off-Peak	-	-	0.00	-	-	-	-	-	-
C-2 (a) 11/33 KV upto & including 5000 Kw	-	-	0.00	-	-	-	-	-	-
Bulk Supply C-2(b) (TOD) Peak 11/33 KV upto & including 5000 Kw	-	-	0.00	-	-	-	-	-	-
Bulk Supply C-2(b) (TOD) Off-Peak 11/33 KV upto & including 5000 Kw	-	-	0.00	-	-	-	-	-	-
Bulk Supply C-3 (b) (TOD) Peak at 66 Kv & above & sanctioned load above 5000 Kw	-	-	0.00	-	-	-	-	-	-
Bulk Supply C-3 (b) (TOD) Off-Peak at 66 Kv & above & sanctioned load above 5000 Kw	-	-	0.00	-	-	-	-	-	-
TOTAL BULK SUPPLY	2,849	0.68	0.60	0	9	1	6	(1)	3
Agricultural T-Wells - Tariff D	-	-	0.00	-	-	-	-	-	-
D-1(a) Scarp Less than 5KW	-	2.15	2.20	-	31	-	21	-	9
D-2 Agri T/Well	72,184	1.92	1.97	1	26	9	13	(8)	13
D-1 (b) - Peak Scarp & Agricultural 5KW & Above	-	-	0.00	-	-	-	-	-	-
D-1 (b) Off-Peak Scarp & Agricultural 5KW & Above	-	-	0.00	-	-	-	-	-	-
TOTAL AGRICULTURAL T/WELL	72,184	4.07	4.17	1	56	9	34	(8)	22
Public Lighting - Tariff-G	-	-	0.00%	-	-	-	-	-	-
Residential Colony att. to Industrial - H	-	-	0.00%	-	-	-	-	-	-
K (AJK)	-	-	0.00%	-	-	-	-	-	-
Time of Day (TOD - Peak)	-	-	0.00%	-	-	-	-	-	-
Time of Day (TOD - Off-Peak)	-	-	0.00%	-	-	-	-	-	-
Rawat Lab	-	-	0.00%	-	-	-	-	-	-
Company Total	102,624	98	100	1	1,394	16	826	(15)	569

CHIEF EXECUTIVE OFFICER
FATA TESCO Rawat Lab.

Distribution Company: TESCO

Quarterly

Revenue & Subsidy Statement

(Monthly, Quarterly as well as Consolidated)

Description	MDI Charged		Sales		NEPRA Determined Tariff		GOP Notified Tariff		Subsidy	
	MDI Charged	Sales	Sales Mix		Fixed Charge	Variable Charge	Fixed Charge	Variable Charge	Fixed Charge	Variable Charge
	(KW)	(MkWh)	(%)		(Rs/KW/M)	(Rs/kWh)	(Rs/KW/M)	(Rs/kWh)	(Rs/KW/M)	(Rs/kWh)
Residential - A1 Sanctioned Load Less Than 5Kw	-	0	0.00	-	-	-	-	-	-	-
UPTO-50 Units per month	-	3.52	1.09	-	-	3.00	-	2.00	-	1.00
Consumption Exceeding 50 Units	-	-	0.00	-	-	-	-	-	-	-
1-100 Units P/M	-	93.71	28.87	-	-	11.15	-	5.79	-	5.36
101-300 Units P/M	-	108.83	33.53	-	-	15.50	-	8.11	-	7.39
301-700 Units P/M	-	58.73	18.10	-	-	17.50	-	12.33	-	5.17
ABOVE 700 Units	-	26.20	8.07	-	-	19.50	-	15.07	-	4.43
Time of Day (TOD - Peak) For Load 5Kw & Above	-	-	0.00	-	-	-	-	-	-	-
Time of Day (TOD - Off-Peak) For Load 5Kw & Above	-	0.02	0.01	-	-	11.50	-	8.22	-	3.28
Temporary E-1 (I) Residential Supply	-	-	0.00	-	-	19.50	-	15.50	-	4.00
TOTAL DOMESTIC	-	291.02	89.07	-	-	14.71	-	8.77	-	6.94
Commercial - A2	-	-	0.00	-	-	-	-	-	-	-
For Load Less 5KW	-	2.41	0.74	-	-	19.50	-	14.77	-	4.73
For Load requirement 5KW & Above	140	0.01	0.00	-	17	17.00	400	9.72	(383.00)	7.28
Time of Day (TOD - Peak)	-	-	0.00	-	-	-	-	-	-	-
Time of Day (TOD - Off-Peak)	11	-	0.00	-	400	11.50	400	8.01	-	3.49
Temporary E-1 (II) Commercial Supply	-	-	0.00	-	400	19.50	400	15.00	-	4.50
TOTAL COMMERCIAL	151.00	2.42	0.75	-	0.00	19.49	0.02	14.76	(0.02)	4.74
INDUSTRIAL	-	-	0.00	-	-	0.00	-	-	-	-
B-1 upto 25 Kw (at 400/230 VOLTS)	-	3.33	1.03	-	-	15.50	-	10.51	-	4.99
B-1b (09) T Peak	-	-	0.00	-	-	-	-	-	-	-
B-1b (09) T Off Peak	-	-	0.00	-	-	-	-	-	-	-
B-2(a) exceeding 25-500 Kw (at 400 Volts)	4.83	4.83	1.49	-	15	14.50	400	9.14	(385.50)	5.36
B-2 (b) -TOD (Peak) exceeding 25-500 Kw (at 400 Volts)	-	-	0.00	-	-	-	-	-	-	-
B-2 -TOD (off-peak) exceeding 25-500 Kw (at 400 Volts)	-	-	0.00	-	-	-	-	-	-	-
B-3 TOD (peak) (for all loads upto 5000 Kw at 11, 33 KV)	8,770	2.75	0.85	-	-	-	-	-	-	-
B-3 - TOD (off-peak)	19,596	4.83	1.49	-	11	11.30	380	7.75	(368.70)	3.55
B-4 TOD (peak) (for all loads at 66, 132 KV & Above)	-	-	0.00	-	-	-	-	-	-	-
B-4 TOD (off-peak)	-	-	0.00	-	-	-	-	-	-	-
Temporary E-2 Industrial Supply	-	-	0.00	-	-	15.50	-	11.50	-	4.00
TOTAL INDUSTRIAL	28,370.83	16.74	4.85	-	0.01	11.19	2.61	8.71	(0.46)	3.79
Single Point Supply (Bulk)	-	-	0.00	-	-	0.00	-	-	-	-
C-1 (a) Sanctioned Load Less than 5Kw	12	0.03	0.01	-	-	16.50	-	11.55	-	4.95
C-1 (b) Sanctioned Load 5Kw & upto 500 Kw	8,779	1.66	0.51	-	16	15.50	400	10.35	(384.50)	5.15
Bulk Supply C-1(c) for supply at 400/230 Volts 5Kw & upto 500 Kw Peak	-	-	0.00	-	-	-	-	-	-	-
Bulk Supply C-1(c) (TOD) Off-Peak	-	-	0.00	-	-	-	-	-	-	-
C-2 (a) 11/33 KV upto & including 5000 Kw	-	-	0.00	-	-	-	-	-	-	-
Bulk Supply C-2(b) (TOD) Peak 11/33 KV upto & including 5000 Kw	-	-	0.00	-	-	-	-	-	-	-
Bulk Supply C-2(b) (TOD) Off-Peak 11/33 KV upto & including 5000 Kw	-	-	0.00	-	-	-	-	-	-	-
Bulk Supply C-3 (b) (TOD) Peak at 66 Kv & above & sanctioned load above 5000 Kw	-	-	0.00	-	-	-	-	-	-	-
Bulk Supply C-3 (b) (TOD) Off-Peak at 66 Kv & above & sanctioned load above 5000 Kw	-	-	0.00	-	-	-	-	-	-	-
TOTAL BULK SUPPLY	8,791.00	1.69	0.52	-	0.08	15.52	2.08	10.37	(2.00)	5.15
Agricultural T-Well - Tariff D	-	-	0.00	-	-	-	-	-	-	-
D-1(a) Scarp Less than 5KW	-	5.24	1.62	-	-	14.30	-	10.00	-	4.30
D-2 Agri TWell	216,552	8.45	2.60	-	13	13.30	120	6.77	(106.70)	6.53
D-1 (b) - Peak Scarp & Agricultural 5KW & Above	-	-	0.00	-	-	-	-	-	-	-
D-1 (b) Off-Peak Scarp & Agricultural 5KW & Above	-	-	0.00	-	-	-	-	-	-	-
TOTAL AGRICULTURAL TWell	216,552.00	13.69	4.22	-	0.21	13.68	1.90	8.01	(1.69)	6.68
Public Lighting - Tariff-G	-	-	0.00	-	-	-	-	-	-	-
Residential Colony att. to Industrial - II	-	-	0.00	-	-	-	-	-	-	-
K (AJK)	-	-	0.00	-	-	-	-	-	-	-
Time of Day (TOD - Peak)	-	-	0.00	-	-	-	-	-	-	-
Time of Day (TOD - Off-Peak)	-	-	0.00	-	-	-	-	-	-	-
Rawat Lab	-	-	0.00	-	-	-	-	-	-	-
Company Total	253,865	325	100	-	0.01	14.54	0.22	8.79	(0.10)	5.75

CHIEF EXECUTIVE OFFICER
BATA TESCO Peshawar.

Distribution Company TESCO
Revenue & Subsidy Statement

Quarterly

(Monthly, Quarterly as well as Consolidated)

Description	MDI Charged	Sales	Sales Mix	NEPRA Determined Tariff		GOP Notified Tariff		Subsidy	
				Fixed Charge	Variable Charge	Fixed Charge	Variable Charge	Fixed Charge	Variable Charge
		(MkWh)	(%)	(Min Rs)	(Min Rs)	(Min Rs)	(Min Rs)	(Min Rs)	(Min Rs)
Residential - A1 Sanctioned Load Less Than 5Kw	-	0	0.00	-	11	-	7	-	4
UPTO-50 Units per month	-	3.52	1.09	-	-	-	-	-	-
Consumption Exceeding 50 Units	-	-	0.00	-	-	-	-	-	-
1-100 Units P/M	-	93.71	28.87	-	1,045	-	543	-	502
101-300 Units P/M	-	108.83	33.53	-	1,687	-	883	-	804
301-700 Units P/M	-	58.73	18.10	-	1,028	-	724	-	304
ABOVE 700 Units	-	26.20	8.07	-	511	-	395	-	116
Time of Day (TOD - Peak) For Load 5Kw & Above	-	-	0.00	-	-	-	0	-	0
Time of Day (TOD - Off-Peak) For Load 6Kw & Above	-	0.02	0.01	-	0	-	-	-	-
Temporary E-1 (I) Residential Supply	-	-	0.00	-	-	-	-	-	-
TOTAL DOMESTIC	-	291.02	89.67	-	4,281	-	2,551	-	1,730
Commercial - A2	-	-	0.00	-	-	-	-	-	-
For Load Less 5KW	-	2.41	0.74	-	47	-	36	-	11
For Load requirement 5KW & Above	140	0.01	0.00	0	0	0	0	(0)	0
Time of Day (TOD - Peak)	-	-	0.00	-	-	-	-	-	-
Time of Day (TOD - Off-Peak)	11	-	0.00	0	-	0	-	-	-
Temporary E-1 (II) Commercial Supply	-	-	0.00	-	-	-	-	-	-
TOTAL COMMERCIAL	151	2.42	0.75	0	47	0	36	(0)	11
INDUSTRIAL	-	-	0.00	-	-	-	-	-	-
B-1 upto 25 Kw (at 400/230 VOLTS)	-	3.33	1.03	-	52	-	35	-	17
B-1b (09) T Peak	-	-	0.00	-	-	-	-	-	-
B-1b (09) T Off Peak	-	-	0.00	-	-	-	-	-	-
B-2(a) exceeding 25-500 Kw (at 400 Volts)	5	4.83	1.49	0	70	0	44	(0)	26
B-2 (b) -TOD (Peak) exceeding 26-500 Kw (at 400 Volts)	-	-	0.00	-	-	-	-	-	-
B-2 -TOD (off-peak) exceeding 26-500 Kw (at 400 Volts)	-	-	0.00	-	-	-	-	-	-
B-3 TOD (peak) (for all loads upto 5000 Kw at 11, 33 KV)	8,770	2.75	0.85	-	-	-	-	-	-
B-3 - TOD (off-peak)	19,590	4.83	1.49	0	55	7	37	(7)	17
B-4 TOD (peak) (for all loads at 66, 132 KV & Above)	-	-	0.00	-	-	-	-	-	-
B-4 TOD (off-peak)	-	-	0.00	-	-	-	-	-	-
Temporary E-2 Industrial Supply	-	-	0.00	-	-	-	-	-	-
TOTAL INDUSTRIAL	28,371	15.74	4.65	0	176	41	137	(7)	60
Single Point Supply (Bulk)	-	-	0.00	-	-	-	-	-	-
C-1 (a) Sanctioned Load Less than 5Kw	12	0.03	0.01	-	0	-	0	-	0
C-1 (b) Sanctioned Load 5Kw & upto 500 Kw	8,779	1.66	0.51	0	26	4	17	(3)	9
Bulk Supply C-1(c) for supply at 400/230 Volts 5Kw &	-	-	0.00	-	-	-	-	-	-
Bulk Supply C-1(c) (TOD) Off-Peak	-	-	0.00	-	-	-	-	-	-
C-2 (a) 11/33 KV upto & Including 5000 Kw	-	-	0.00	-	-	-	-	-	-
Bulk Supply C-2(b) (TOD) Peak 11/33 KV upto & Including 5000 Kw	-	-	0.00	-	-	-	-	-	-
Bulk Supply C-2(b) (TOD) Off-Peak 11/33 KV upto & Including 5000 Kw	-	-	0.00	-	-	-	-	-	-
Bulk Supply C-3 (b) (TOD) Peak at 66 Kv & above & sanctioned load above 5000 Kw	-	-	0.00	-	-	-	-	-	-
Bulk Supply C-3 (b) (TOD) Off-Peak at 66 Kv & above & sanctioned load above 5000 Kw	-	-	0.00	-	-	-	-	-	-
TOTAL BULK SUPPLY	8,791	1.69	0.52	0	26	4	18	(3)	9
Agricultural T-Wells - Tariff D	-	-	0.00	-	-	-	-	-	-
D-1(a) Scarp Less than 5KW	-	5.24	1.62	-	75	-	52	-	23
D-2 Agri TWell	216,552	8.45	2.60	3	112	26	57	(23)	55
D-1 (b) - Peak Scarp & Agricultural 5KW & Above	-	-	0.00	-	-	-	-	-	-
D-1 (b) Off-Peak Scarp & Agricultural 5KW & Above	-	-	0.00	-	-	-	-	-	-
TOTAL AGRICULTURAL TWELL	216,552	13.69	4.22	3	187	26	110	(23)	78
Public Lighting - Tariff-G	-	-	0.00%	-	-	-	-	-	-
Residential Colony att. to Industrial - H	-	-	0.00%	-	-	-	-	-	-
K (AJK)	-	-	0.00%	-	-	-	-	-	-
Time of Day (TOD - Peak)	-	-	0.00%	-	-	-	-	-	-
Time of Day (TOD - Off-Peak)	-	-	0.00%	-	-	-	-	-	-
Rawat Lab	-	-	0.00%	-	-	-	-	-	-
Company Total	253,865	325	100	3	4,718	71	2,851	(34)	1,887

CHIEF EXECUTIVE OFFICER
FATA TESCO Peshawar

Distribution Company: TESCO

Mar,14

Revenue & Subsidy Statement

(Monthly, Quarterly as well as Consolidated)

Description	MDI Charged	Sales	Sales Mix	NEPRA Determined Tariff		GOP Notified Tariff		Subsidy	
				Fixed Charge	Variable Charge	Fixed Charge	Variable Charge	Fixed Charge	Variable Charge
	(KW)	(MkWh)	(%)	(Rs/KWH)	(Rs/KWh)	(Rs/KWH)	(Rs/KWh)	(Rs/KWH)	(Rs/KWh)
Residential - A1 Sanctioned Load Less Than 5Kw	-	0	0.00	-	-	-	-	-	-
UPTO-50 Units per month	-	0.92	0.82	-	3.00	-	2.00	-	1.00
Consumption Exceeding 50 Units	-	-	0.00	-	-	-	-	-	-
1-100 Units P/M	-	32.41	29.08	-	11.15	-	5.79	-	5.36
101-300 Units P/M	-	38.28	34.35	-	15.50	-	8.11	-	7.39
301-700 Units P/M	-	20.73	18.61	-	17.50	-	12.33	-	5.17
ABOVE 700 Units	-	8.72	7.83	-	19.50	-	15.07	-	4.43
Time of Day (TOD - Peak) For Load 5Kw & Above	-	-	0.00	-	-	-	-	-	-
Time of Day (TOD - Off-Peak) For Load 5Kw & Above	-	0.01	0.01	-	11.50	-	8.22	-	3.28
Temporary E-1 (I) Residential Supply	-	-	0.00	-	19.50	-	15.50	-	4.00
TOTAL DOMESTIC	-	101.06	90.69	-	14.75	-	8.78	-	5.97
Commercial - A2	-	-	0.00	-	-	-	-	-	-
For Load Less 5KW	-	0.82	0.74	-	19.50	-	14.77	-	4.73
For Load requirement 5KW & Above	39	-	0.00	17	17.00	400	9.72	(303.00)	7.28
Time of Day (TOD - Peak)	-	-	0.00	-	-	-	-	-	-
Time of Day (TOD - Off-Peak)	6	-	0.00	400	11.50	400	8.01	-	3.49
Temporary E-1(II) Commercial Supply	-	-	0.00	400	19.50	400	15.00	-	4.50
TOTAL COMMERCIAL	45.00	0.82	0.74	0.00	19.50	0.02	14.77	(0.02)	4.73
INDUSTRIAL	-	-	0.00	-	0.00	-	-	-	-
B-1 upto 25 Kw (at 400/230 VOLTS)	-	1.11	0.99	-	15.50	-	10.51	-	4.99
B-1b (09) T Peak	-	-	0.00	-	-	-	-	-	-
B-1b (09) T Off Peak	-	-	0.00	-	-	-	-	-	-
B-2(a) exceeding 25-500 Kw (at 400 Volts)	61,517	1.48	1.33	15	14.50	400	9.14	(385.50)	5.36
B-2 (b) -TOD (Peak) exceeding 25-500 Kw (at 400 Volts)	-	-	0.00	-	-	-	-	-	-
B-2 -TOD (off-peak) exceeding 25-500 Kw (at 400 Volts)	-	-	0.00	-	-	-	-	-	-
B-3 TOD (peak) (for all loads upto 5000 Kw at 11, 33 KV)	-	-	0.00	-	-	-	-	-	-
B-3 - TOD (off-peak)	11,818	2.62	2.35	11	11.30	380	7.75	(368.70)	3.55
B-4 TOD (peak) (for all loads at 66, 132 KV & Above)	-	-	0.00	-	-	-	-	-	-
B-4 TOD (off-peak)	-	-	0.00	-	-	-	-	-	-
Temporary E-2 Industrial Supply	-	-	0.00	-	15.50	-	11.50	-	4.00
TOTAL INDUSTRIAL	73,335.00	5.21	4.68	0.20	13.10	5.58	8.73	(5.39)	4.37
Single Point Supply (Bulk)	-	-	0.00	-	0.00	-	-	-	-
C-1 (a) Sanctioned Load Less than 5Kw	-	0.01	0.01	-	16.50	-	11.55	-	4.95
C-1 (b) Sanctioned Load 5Kw & upto 500 Kw	2,830	0.57	0.51	16	15.50	400	10.35	(304.50)	5.15
Bulk Supply C-1(c) for supply at 400/230 Volts 5Kw & upto 500 Kw Peak	-	-	0.00	-	-	-	-	-	-
Bulk Supply C-1(c) (TOD) Off-Peak	-	-	0.00	-	-	-	-	-	-
C-2 (a) 11/33 KV upto & Including 5000 Kw	-	-	0.00	-	-	-	-	-	-
Bulk Supply C-2(b) (TOD) Peak 11/33 KV upto & Including 5000 Kw	-	-	0.00	-	-	-	-	-	-
Bulk Supply C-2(b) (TOD) Off-Peak 11/33 KV upto & Including 5000 Kw	-	-	0.00	-	-	-	-	-	-
Bulk Supply C-3 (b) (TOD) Peak at 66 Kv & above & sanctioned load above 5000 Kw	-	-	0.00	-	-	-	-	-	-
Bulk Supply C-3 (b) (TOD) Off-Peak at 66 Kv & above & sanctioned load above 5000 Kw	-	-	0.00	-	-	-	-	-	-
TOTAL BULK SUPPLY	2,830.00	0.57	0.51	0.08	15.51	1.98	10.36	(1.90)	5.15
Agricultural T-Well - Tariff D	-	-	0.00	-	-	-	-	-	-
D-1(a) Scarp Less than 5KW	-	2.04	1.83	-	14.30	-	10.00	-	4.30
D-2 Agri T/Well	72,184	1.72	1.54	13	13.30	120	6.77	(106.70)	6.53
D-1 (b) - Peak Scarp & Agricultural 5KW & Above	-	-	0.00	-	-	-	-	-	-
D-1 (b) Off-Peak Scarp & Agricultural 5KW & Above	-	-	0.00	-	-	-	-	-	-
TOTAL AGRICULTURAL T/Well	72,184.00	3.77	3.38	0.25	13.84	2.30	8.52	(2.05)	5.32
Public Lighting - Tariff-G	-	-	0.00	-	-	-	-	-	-
Residential Colony att. to Industrial - H	-	-	0.00	-	-	-	-	-	-
K (AJK)	-	-	0.00	-	-	-	-	-	-
Time of Day (TOD - Peak)	-	-	0.00	-	-	-	-	-	-
Time of Day (TOD - Off-Peak)	-	-	0.00	-	-	-	-	-	-
Rawat Lab	-	-	0.00	-	-	-	-	-	-
Company Total	148,394	111	100	0.02	14.68	0.35	8.82	(0.33)	5.86

CHIEF EXECUTIVE OFFICER
FATA TESCO Peshawar.

Distribution Company TESCO
Revenue & Subsidy Statement

Mar, 14

(Monthly, Quarterly as well as Consolidated)

Description	MD Charged	Sales	Sales Mix	NEPRA Determined Tariff		QOP Notified Tariff		Subsidy	
				Fixed Charge	Variable Charge	Fixed Charge	Variable Charge	Fixed Charge	Variable Charge
		(MKWh)	(%)	(Min Rs)	(Min Rs)	(Min Rs)	(Min Rs)	(Min Rs)	(Min Rs)
Residential - A1 Sanctioned Load Less Than 5Kw	-	0	0.00	-	-	-	2	-	1
up to 50 Units per month	-	0.02	0.02	-	3	-	-	-	-
Consumption Exceeding 50 Units	-	-	0.00	-	-	-	-	-	-
1-100 Units P/M	-	32.41	29.08	-	361	-	188	-	174
101-300 Units P/M	-	38.28	34.35	-	593	-	310	-	283
301-700 Units P/M	-	20.73	18.61	-	363	-	256	-	107
ABOVE 700 Units	-	8.72	7.83	-	170	-	131	-	39
Time of Day (TOD - Peak) For Load 5Kw & Above	-	-	0.00	-	-	-	-	-	-
Time of Day (TOD - Off-Peak) For Load 5Kw & Above	-	0.01	0.01	-	0	-	0	-	0
Temporary E-1 (i) Residential Supply	-	-	0.00	-	-	-	-	-	-
TOTAL DOMESTIC	-	101.06	90.69	-	1,490	-	887	-	603
Commercial - A2	-	-	0.00	-	-	-	-	-	-
For Load Less 5Kw	-	0.82	0.74	-	16	-	12	-	4
For Load requirement 5Kw & Above	39	-	0.00	0	-	0	-	(0)	-
Time of Day (TOD - Peak)	-	-	0.00	-	-	-	-	-	-
Time of Day (TOD - Off-Peak)	6	-	0.00	0	-	0	-	-	-
Temporary E-1(ii) Commercial Supply	-	-	0.00	-	-	-	-	-	-
TOTAL COMMERCIAL	45	0.82	0.74	0	16	0	12	(0)	4
INDUSTRIAL	-	-	0.00	-	-	-	-	-	-
B-1 upto 25 Kw (at 400/230 VOLTS)	-	1.11	0.99	-	17	-	12	-	6
B-1b (09) T Peak	-	-	0.00	-	-	-	-	-	-
B-1b (09) T Off Peak	-	-	0.00	-	-	-	-	-	-
B-2(a) exceeding 25-500 Kw (at 400 Volts)	61,517	1.48	1.33	1	21	25	14	(24)	8
B-2 (b) - TOD (Peak) exceeding 25-500 Kw (at 400 Volts)	-	-	0.00	-	-	-	-	-	-
B-2 - TOD (off-peak) exceeding 25-500 Kw (at 400 Volts)	-	-	0.00	-	-	-	-	-	-
B-3 TOD (peak) (for all loads upto 5000 Kw at 11, 33 KV)	-	-	0.00	-	-	-	-	-	-
B-3 - TOD (off-peak)	11,818	2.62	2.35	0	30	4	20	(4)	9
B-4 TOD (peak) (for all loads at 66, 132 KV & Above)	-	-	0.00	-	-	-	-	-	-
B-4 TOD (off-peak)	-	-	0.00	-	-	-	-	-	-
Temporary E-2 Industrial Supply	-	-	0.00	-	-	-	-	-	-
TOTAL INDUSTRIAL	73,335	5.21	4.68	1	68	29	45	(28)	23
Single Point Supply (Bulk)	-	-	0.00	-	-	-	-	-	-
C-1 (a) Sanctioned Load Less than 5Kw	-	0.01	0.01	-	0	-	0	-	0
C-1 (b) Sanctioned Load 5Kw & upto 500 Kw	2,830	0.57	0.51	0	9	1	6	(1)	3
Bulk Supply C-1(c) for supply at 400/230 Volts 5Kw &	-	-	0.00	-	-	-	-	-	-
Bulk Supply C-1(c) (TOD) Off-Peak	-	-	0.00	-	-	-	-	-	-
C-2 (a) 11/33 KV upto & Including 5000 Kw	-	-	0.00	-	-	-	-	-	-
Bulk Supply C-2(b) (TOD) Peak 11/33 KV upto & Including 5000 Kw	-	-	0.00	-	-	-	-	-	-
Bulk Supply C-2(b) (TOD) Off-Peak 11/33 KV upto & Including 5000 Kw	-	-	0.00	-	-	-	-	-	-
Bulk Supply C-3 (b) (TOD) Peak at 66 Kv & above & sanctioned load above 5000 Kw	-	-	0.00	-	-	-	-	-	-
Bulk Supply C-3 (b) (TOD) Off-Peak at 66 Kv & above & sanctioned load above 5000 Kw	-	-	0.00	-	-	-	-	-	-
TOTAL BULK SUPPLY	2,830	0.57	0.51	0	9	1	6	(1)	3
Agricultural T-Well - Tariff D	-	-	0.00	-	-	-	-	-	-
D-1(a) Scarp Less than 5KW	-	2.04	1.83	-	29	-	20	-	9
D-2 Agri TWell	72,184	1.72	1.54	1	23	9	12	(8)	11
D-1 (b) - Peak Scarp & Agricultural 5KW & Above	-	-	0.00	-	-	-	-	-	-
D-1 (b) Off-Peak Scarp & Agricultural 5KW & Above	-	-	0.00	-	-	-	-	-	-
TOTAL AGRICULTURAL TWELL	72,184	3.77	3.38	1	52	9	32	(8)	20
Public Lighting - Tariff-G	-	-	0.00%	-	-	-	-	-	-
Residential Colony att. to Industrial - H	-	-	0.00%	-	-	-	-	-	-
K (AJK)	-	-	0.00%	-	-	-	-	-	-
Time of Day (TOD - Peak)	-	-	0.00%	-	-	-	-	-	-
Time of Day (TOD - Off-Peak)	-	-	0.00%	-	-	-	-	-	-
Rawat Lab	-	-	0.00%	-	-	-	-	-	-
Company Total	148,394	111	100	2	1,636	39	983	(37)	653

CHIEF EXECUTIVE OFFICER
FATA TESCO

Distribution Company: TESCO

Feb,14

Revenue & Subsidy Statement

(Monthly, Quarterly as well as Consolidated)

Description	MDI Charged		Sales		NEPRA Determined Tariff		GOP Notified Tariff		Subsidy	
	Fixed Charge	Variable Charge	Fixed Charge	Variable Charge	Fixed Charge	Variable Charge	Fixed Charge	Variable Charge	Fixed Charge	Variable Charge
	(KW)	(MkWh)	(%)	(Rs/KW/M)	(Rs/KWh)	(Rs/KW/M)	(Rs/KWh)	(Rs/KW/M)	(Rs/KWh)	(Rs/KWh)
Residential - A1 Sanctioned Load Less Than 5Kw	-	0	0.00	-	-	-	-	-	-	-
UPTO-50 Units per month	-	0.94	0.90	-	3.00	-	2.00	-	-	1.00
Consumption Exceeding 50 Units	-	-	0.00	-	-	-	-	-	-	-
1-100 Units P/M	-	30.62	24.87	-	11.15	-	7.74	-	-	5.50
101-300 Units P/M	-	35.25	33.71	-	15.50	-	8.11	-	-	7.39
301-700 Units P/M	-	18.45	17.65	-	17.50	-	12.33	-	-	5.17
ABOVE 700 Units	-	7.69	7.36	-	19.50	-	15.07	-	-	4.43
Time of Day (TOD - Peak) For Load 5Kw & Above	-	-	0.00	-	-	-	-	-	-	-
Time of Day (TOD - Off-Peak) For Load 5Kw & Above	-	0.01	0.01	-	11.50	-	8.22	-	-	3.28
Temporary E-1 (I) Residential Supply	-	-	0.00	-	19.50	-	15.50	-	-	4.00
TOTAL DOMESTIC	-	93.26	89.20	-	14.66	-	8.69	-	-	5.97
Commercial - A2	-	-	0.00	-	-	-	-	-	-	-
For Load Less 5KW	-	0.81	0.78	-	19.50	-	14.77	-	-	4.73
For Load requirement 5KW & Above	60	0.01	0.00	17	17.00	400	9.72	(383.00)	-	7.28
Time of Day (TOD - Peak)	-	-	0.00	-	-	-	-	-	-	-
Time of Day (TOD - Off-Peak)	3	-	0.00	400	11.50	400	8.01	-	-	3.49
Temporary E-1 (II) Commercial Supply	-	-	-	-	-	-	-	-	-	-
TOTAL COMMERCIAL	83.00	0.82	0.78	0.00	19.48	0.03	14.74	(0.03)	-	4.75
INDUSTRIAL	-	-	0.00	-	0.00	-	-	-	-	-
B-1 upto 25 Kw (at 400/230 VOLTS)	-	1.16	1.11	-	15.50	-	10.51	-	-	4.99
B-1b (09) T Peak	-	-	0.00	-	-	-	-	-	-	-
B-1b (09) T Off Peak	-	-	0.00	-	-	-	-	-	-	-
B-2(a) exceeding 25-500 Kw (at 400 Volts)	7,803	1.82	1.74	15	14.50	400	9.14	(385.50)	-	5.30
B-2 (b) -TOD (Peak) exceeding 25-500 Kw (at 400 Volts)	-	-	0.00	-	-	-	-	-	-	-
B-2 -TOD (off-peak) exceeding 25-500 Kw (at 400 Volts)	-	-	0.00	-	-	-	-	-	-	-
B-3 TOD (peak) (for all loads upto 5000 Kw at 11, 33 KV)	8,770	2.75	2.63	11	11.30	380	7.75	(369.00)	-	3.55
B-3 - TOD (off-peak)	-	-	0.00	-	-	-	-	-	-	-
B-4 TOD (peak) (for all loads at 66, 132 KV & Above)	-	-	0.00	-	-	-	-	-	-	-
B-4 TOD (off-peak)	-	-	0.00	-	-	-	-	-	-	-
Temporary C-2 Industrial Supply	-	-	0.00	-	-	-	-	-	-	-
TOTAL INDUSTRIAL	16,633.00	6.72	6.47	0.04	13.16	1.13	8.75	(1.10)	-	4.42
Single Point Supply (Bulk)	-	-	0.00	-	0.00	-	-	-	-	-
C-1 (a) Sanctioned Load Less than 5Kw	6	0.01	0.01	-	16.50	-	11.55	-	-	4.95
C-1 (b) Sanctioned Load 5Kw & upto 500 Kw	2,905	0.57	0.54	16	15.50	400	10.35	(384.50)	-	5.15
Bulk Supply C-1(c) for supply at 400/230 Volts 5Kw & upto 500 Kw Peak	-	-	0.00	-	-	-	-	-	-	-
Bulk Supply C-1(c) (TOD) Off-Peak	-	-	0.00	-	-	-	-	-	-	-
C-2 (a) 11/33 KV upto & including 5000 Kw	-	-	0.00	-	-	-	-	-	-	-
Bulk Supply C-2(b) (TOD) Peak 11/33 KV upto & including 5000 Kw	-	-	0.00	-	-	-	-	-	-	-
Bulk Supply C-2(b) (TOD) Off-Peak 11/33 KV upto & including 5000 Kw	-	-	0.00	-	-	-	-	-	-	-
Bulk Supply C-3 (b) (TOD) Peak at 66 Kv & above & sanctioned load above 5000 Kw	-	-	0.00	-	-	-	-	-	-	-
Bulk Supply C-3 (b) (TOD) Off-Peak at 66 Kv & above & sanctioned load above 5000 Kw	-	-	0.00	-	-	-	-	-	-	-
TOTAL BULK SUPPLY	2,991.00	0.58	0.55	0.08	16.52	2.07	10.37	(1.99)	-	6.15
Agricultural T-Well - Tariff D	-	-	0.00	-	-	-	-	-	-	-
D-1(a) Scarp Less than 5KW	-	1.83	1.75	-	14.30	-	10.60	-	-	4.30
D-2 Agri T/Well	72,104	2.34	2.24	13	13.30	120	8.77	(100.70)	-	0.63
D-1 (b) - Peak Scarp & Agricultural 5KW & Above	-	-	0.00	-	-	-	-	-	-	-
D-1 (b) Off-Peak Scarp & Agricultural 5KW & Above	-	-	0.00	-	-	-	-	-	-	-
TOTAL AGRICULTURAL T/Well	72,184.00	4.18	4.00	0.23	13.74	2.07	8.19	(1.84)	-	5.55
Public Lighting - Tariff-G	-	-	0.00	-	-	-	-	-	-	-
Residential Colony att. to Industrial - H	-	-	0.00	-	-	-	-	-	-	-
K (AJK)	-	-	0.00	-	-	-	-	-	-	-
Time of Day (TOD - Peak)	-	-	0.00	-	-	-	-	-	-	-
Time of Day (TOD - Off-Peak)	-	-	0.00	-	-	-	-	-	-	-
Rawat Lab	-	-	0.00	-	-	-	-	-	-	-
Company Total	91,871	105	100	0.01	14.58	0.16	8.73	(0.14)	-	5.85

CHIEF EXECUTIVE OFFICER
 DATA TESCO
 Reshawaf

Distribution Company TESCO
Revenue & Subsidy Statement

Feb,14

(Monthly, Quarterly as well as Consolidated)

Description	MDI Charged	Sales	Sales Mix	NEPRA Determined Tariff		GOP Nallawa Tariff		Subsidy	
				Fixed Charge	Variable Charge	Fixed Charge	Variable Charge	Fixed Charge	Variable Charge
		(MkWh)	(%)	(Min Rs)	(Min Rs)	(Min Rs)	(Min Rs)	(Min Rs)	(Min Rs)
Residential - A1 Sanctioned Load Less Than 5Kw	-	0	0.00	-	-	-	2	-	1
UPTO 50 Units per month	-	0.94	0.90	-	3	-	-	-	-
Consumption Exceeding 50 Units	-	-	0.00	-	-	-	-	-	-
1-100 Units P/M	-	30.92	29.57	-	345	-	179	-	166
101-300 Units P/M	-	35.25	33.71	-	546	-	286	-	260
301-700 Units P/M	-	18.45	17.65	-	323	-	228	-	95
ABOVE 700 Units	-	7.69	7.36	-	150	-	116	-	34
Time of Day (TOD - Peak) For Load 5Kw & Above	-	-	0.00	-	-	-	0	-	0
Time of Day (TOD - Off-Peak) For Load 5Kw & Above	-	0.01	0.01	-	0	-	-	-	-
Temporary E-1 (I) Residential Supply	-	-	0.00	-	-	-	-	-	-
TOTAL DOMESTIC	-	93.28	89.20	-	1,367	-	810	-	667
Commercial - A2	-	-	0.00	-	-	-	-	-	-
For Load Less 5KW	-	0.81	0.78	-	16	-	12	-	4
For Load requirement 5KW & Above	60	0.01	0.00	0	0	0	0	(0)	0
Time of Day (TOD - Peak)	-	-	0.00	-	-	-	-	-	-
Time of Day (TOD - Off-Peak)	3	-	0.00	0	-	-	-	-	-
Temporary E-1(II) Commercial Supply	-	-	0.00	-	-	-	-	-	-
TOTAL COMMERCIAL	63	0.82	0.78	0	16	0	12	(0)	4
INDUSTRIAL	-	-	0.00	-	-	-	-	-	-
B-1 upto 25 Kw (at 400/230 VOLTS)	-	1.16	1.11	-	10	-	12	-	6
B-1b (09) T Peak	-	-	0.00	-	-	-	-	-	-
B-1b (09) T Off Peak	-	-	0.00	-	-	-	-	-	-
B-2(a) exceeding 25-500 Kw (at 400 Volts)	7,863	1.82	1.74	0	26	3	17	(3)	10
B-2 (b) - TOD (Peak) exceeding 25-500 Kw (at 400 Volts)	-	-	0.00	-	-	-	-	-	-
B-2 - TOD (off-peak) exceeding 25-500 Kw (at 400 Volts)	-	-	0.00	-	-	-	-	-	-
B-3 TOD (peak) (for all loads upto 5000 Kw at 11, 33 KV)	8,770	2.75	2.63	0	31	3	21	(3)	10
B-3 - TOD (off-peak)	-	-	0.00	-	-	-	-	-	-
B-4 TOD (peak) (for all loads at 66, 132 KV & Above)	-	-	0.00	-	-	-	-	-	-
B-4 TOD (off-peak)	-	-	0.00	-	-	-	-	-	-
Temporary E-2 Industrial Supply	-	-	0.00	-	-	-	-	-	-
TOTAL INDUSTRIAL	16,633	5.72	5.47	0	75	6	50	(6)	25
Single Point Supply (Bulk)	-	-	0.00	-	-	-	-	-	-
C-1 (a) Sanctioned Load Less than 5Kw	6	0.01	0.01	-	0	-	0	-	0
C-1 (b) Sanctioned Load 5Kw & upto 500 Kw	2,985	0.57	0.54	0	9	1	6	(1)	3
Bulk Supply C-1(c) for supply at 400/230 Volts 5Kw &	-	-	0.00	-	-	-	-	-	-
Bulk Supply C-1(c) (TOD) Off-Peak	-	-	0.00	-	-	-	-	-	-
C-2 (a) 11/33 KV upto & including 5000 Kw	-	-	0.00	-	-	-	-	-	-
Bulk Supply C-2(b) (TOD) Peak 11/33 KV upto & including 5000 Kw	-	-	0.00	-	-	-	-	-	-
Bulk Supply C-2(b) (TOD) Off-Peak 11/33 KV upto & including 5000 Kw	-	-	0.00	-	-	-	-	-	-
Bulk Supply C-3 (b) (TOD) Peak at 66 Kv & above & sanctioned load above 5000 Kw	-	-	0.00	-	-	-	-	-	-
Bulk Supply C-3 (b) (TOD) Off-Peak at 66 Kv & above & sanctioned load above 5000 Kw	-	-	0.00	-	-	-	-	-	-
TOTAL BULK SUPPLY	2,991	0.58	0.55	0	9	1	6	(1)	3
Agricultural T-Wells - Tariff D	-	-	0.00	-	-	-	-	-	-
D-1(a) Scarp Less than 5KW	-	1.83	1.75	-	26	-	18	-	8
D-2 Agri T/Well	72,184	2.34	2.24	1	31	9	16	(8)	15
D-1 (b) - Peak Scarp & Agricultural 5KW & Above	-	-	0.00	-	-	-	-	-	-
D-1 (b) Off-Peak Scarp & Agricultural 5KW & Above	-	-	0.00	-	-	-	-	-	-
TOTAL AGRICULTURAL TWELL	72,184	4.18	4.00	1	57	9	34	(8)	23
Public Lighting - Tariff-G	-	-	0.00%	-	-	-	-	-	-
Residential Colony att. to Industrial - H	-	-	0.00%	-	-	-	-	-	-
K (AJK)	-	-	0.00%	-	-	-	-	-	-
Time of Day (TOD - Peak)	-	-	0.00%	-	-	-	-	-	-
Time of Day (TOD - Off-Peak)	-	-	0.00%	-	-	-	-	-	-
Rawat Lab	-	-	0.00%	-	-	-	-	-	-
Company Total	91,871	105	100	1	1,525	16	913	(15)	612

CHIEF EXECUTIVE OFFICER
FATA TESCO Peshawar

Distribution Company: TESCO

Jan,14

Revenue & Subsidy Statement

(Monthly, Quarterly as well as Consolidated)

Description	MDI Charged	Sales	Sales Mix	NEPRA Determined Tariff		GOP Notified Tariff		Subsidy	
				Fixed Charge	Variable Charge	Fixed Charge	Variable Charge	Fixed Charge	Variable Charge
	(KW)	(MKWh)	(%)	(Rs/KW/M)	(Rs/KWh)	(Rs/KW/M)	(Rs/KWh)	(Rs/KW/M)	(Rs/KWh)
Residential - A1 Sanctioned Load Less Than 5Kw	-	0	0.00	-	-	-	-	-	-
UPTO-50 Units per month	-	1.67	1.54	-	3.00	-	2.00	-	1.00
Consumption Exceeding 50 Units	-	-	0.00	-	-	-	-	-	-
1-100 Units P/M	-	30.39	27.99	-	11.15	-	5.79	-	5.36
101-300 Units P/M	-	35.30	32.51	-	15.50	-	8.11	-	7.39
301-700 Units P/M	-	19.55	18.01	-	17.50	-	12.33	-	5.17
ABOVE 700 Units	-	9.79	9.01	-	19.50	-	15.07	-	4.43
Time of Day (TOD - Peak) For Load 5Kw & Above	-	-	0.00	-	-	-	-	-	-
Time of Day (TOD - Off-Peak) For Load 5Kw & Above	-	0.01	0.01	-	11.50	-	8.22	-	3.28
Temporary E-1 (I) Residential Supply	-	-	0.00	-	19.50	-	15.50	-	4.00
TOTAL DOMESTIC	-	96.70	89.07	-	14.73	-	8.83	-	5.89
Commercial - A2	-	-	0.00	-	-	-	-	-	-
For Load Less 5Kw	-	0.70	0.72	-	19.50	-	14.77	-	4.73
For Load requirement 5Kw & Above	41	-	0.00	17	17.00	400	9.72	(383.00)	7.28
Time of Day (TOD - Peak)	-	-	0.00	-	-	-	-	-	-
Time of Day (TOD - Off-Peak)	2	-	0.00	400	11.50	400	8.01	-	3.49
Temporary E-1(II) Commercial Supply	-	-	0.00	-	-	-	-	-	-
TOTAL COMMERCIAL	43.00	0.78	0.72	0.00	19.50	0.02	14.77	(0.02)	4.73
INDUSTRIAL	-	-	0.00	-	0.00	-	-	-	-
B-1 upto 25 Kw (at 400/230 VOLTS)	-	1.06	0.98	-	15.50	-	10.51	-	4.99
B-1b (09) T Peak	-	-	0.00	-	-	-	-	-	-
B-1b (09) T Off Peak	-	-	0.00	-	-	-	-	-	-
B-2(a) exceeding 25-500 Kw (at 400 Volts)	7,430	1.53	1.41	15	14.50	400	11.14	(305.50)	5.30
B-2 (b) - TOD (Peak) exceeding 25-500 Kw (at 400 Volts)	-	-	0.00	-	-	-	-	-	-
B-2 - TOD (off-peak) exceeding 25-500 Kw (at 400 Volts)	-	-	0.00	-	-	-	-	-	-
B-3 TOD (peak) (for all loads upto 5000 Kw at 11, 33 KV)	-	-	0.00	-	-	-	-	-	-
B-3 - TOD (off-peak)	7,778	2.21	2.03	11	11.30	380	7.75	(368.70)	3.55
B-4 TOD (peak) (for all loads at 66, 132 KV & Above)	-	-	0.00	-	-	-	-	-	-
B-4 TOD (off-peak)	-	-	0.00	-	-	-	-	-	-
Temporary E-2 Industrial Supply	-	-	0.00	-	15.50	-	11.50	-	4.00
TOTAL INDUSTRIAL	15,216.00	4.80	4.42	0.04	13.25	1.24	8.80	(1.19)	4.45
Single Point Supply (Bulk)	-	-	0.00	-	0.00	-	-	-	-
C-1 (a) Sanctioned Load Less than 5Kw	6	0.01	0.01	-	16.50	-	11.55	-	4.95
C-1 (b) Sanctioned Load 5Kw & upto 500 Kw	2,964	0.53	0.49	16	15.50	400	10.35	(384.50)	5.15
Bulk Supply C-1(c) for supply at 400/230 Volts 5Kw & upto 500 Kw Peak	-	-	0.00	-	-	-	-	-	-
Bulk Supply C-1(c) (TOD) Off-Peak	-	-	0.00	-	-	-	-	-	-
C-2 (a) 11/33 KV upto & Including 5000 Kw	-	-	0.00	-	-	-	-	-	-
Bulk Supply C-2(b) (TOD) Peak 11/33 KV upto & Including 5000 Kw	-	-	0.00	-	-	-	-	-	-
Bulk Supply C-2(b) (TOD) Off-Peak 11/33 KV upto & Including 5000 Kw	-	-	0.00	-	-	-	-	-	-
Bulk Supply C-3 (b) (TOD) Peak at 66 Kv & above & sanctioned load above 5000 Kw	-	-	0.00	-	-	-	-	-	-
Bulk Supply C-3 (b) (TOD) Off-Peak at 66 Kv & above & sanctioned load above 5000 Kw	-	-	0.00	-	-	-	-	-	-
TOTAL BULK SUPPLY	2,970.00	0.64	0.60	0.08	15.52	2.19	10.37	(2.11)	5.15
Agricultural T-Well - Tariff D	-	-	0.00	-	-	-	-	-	-
D-1(a) Scarp Less than 5Kw	-	1.37	1.26	-	14.30	-	10.00	-	4.30
D-2 Agri T-Well	72,184	4.38	4.04	13	13.30	120	6.77	(106.70)	6.53
D-1 (b) - Peak Scarp & Agricultural 5Kw & Above	-	-	0.00	-	-	-	-	-	-
D-1 (b) Off-Peak Scarp & Agricultural 5Kw & Above	-	-	0.00	-	-	-	-	-	-
TOTAL AGRICULTURAL T-WELL	72,184.00	5.75	5.29	0.17	13.54	1.51	7.54	(1.34)	6.00
Public Lighting - Tariff-G	-	-	0.00	-	-	-	-	-	-
Residential Colony att. to Industrial - H	-	-	0.00	-	-	-	-	-	-
K (AJK)	-	-	0.00	-	-	-	-	-	-
Time of Day (TOD - Peak)	-	-	0.00	-	-	-	-	-	-
Time of Day (TOD - Off-Peak)	-	-	0.00	-	-	-	-	-	-
Rawat Lab	-	-	0.00	-	-	-	-	-	-
Company Total	90,413	109	100	0.01	14.64	0.15	8.81	(0.13)	5.82

CHIEF EXECUTIVE OFFICER
FATA TESCO Peshawar.

Distribution Company TESCO
Revenue & Subsidy Statement

Jan,14

(Monthly, Quarterly as well as Consolidated)

Description	MDI Charged	Sales	Sales Mix	NEPRA Determined Tariff		GOP Notified Tariff		Subsidy	
				Fixed Charge	Variable Charge	Fixed Charge	Variable Charge	Fixed Charge	Variable Charge
		(MkWh)	(%)	(Min Rs)	(Min Rs)	(Min Rs)	(Min Rs)	(Min Rs)	(Min Rs)
Residential - A1 Sanctioned Load Less Than 5Kw	-	0	0.00	-	-	-	-	-	-
UPTO 50 Units per month	-	1.07	1.54	-	5	-	3	-	2
Consumption Exceeding 50 Units	-	-	0.00	-	-	-	-	-	-
1-100 Units P/M	-	30.39	27.99	-	339	-	176	-	163
101-300 Units P/M	-	35.30	32.51	-	547	-	286	-	261
301-700 Units P/M	-	19.55	18.01	-	342	-	241	-	101
ABOVE 700 Units	-	9.79	9.01	-	191	-	147	-	43
Time of Day (TOD - Peak) For Load 5Kw & Above	-	-	0.00	-	-	-	-	-	-
Time of Day (TOD - Off-Peak) For Load 5Kw & Above	-	0.01	0.01	-	0	-	0	-	0
Temporary E-1 (I) Residential Supply	-	-	0.00	-	-	-	-	-	-
TOTAL DOMESTIC	-	98.70	89.07	-	1,424	-	854	-	570
Commercial - A2	-	-	0.00	-	-	-	-	-	-
For Load Less 5KW	-	0.78	0.72	-	15	-	12	-	4
For Load requirement 5KW & Above	41	-	0.00	0	-	0	-	(0)	-
Time of Day (TOD - Peak)	-	-	0.00	-	-	-	-	-	-
Time of Day (TOD - Off-Peak)	2	-	0.00	0	-	0	-	-	-
Temporary E-1 (II) Commercial Supply	-	-	0.00	-	-	-	-	-	-
TOTAL COMMERCIAL	43	0.78	0.72	0	15	0	12	(0)	4
INDUSTRIAL	-	-	0.00	-	-	-	-	-	-
B-1 upto 25 Kw (at 400/230 VOLTS)	-	1.06	0.96	-	16	-	11	-	5
B-1b (09) T Peak	-	-	0.00	-	-	-	-	-	-
B-1b (09) T Off Peak	-	-	0.00	-	-	-	-	-	-
B-2(a) exceeding 25-500 Kw (at 400 Volts)	7,438	1.53	1.41	0	22	3	14	(3)	8
B-2 (b) -TOD (Peak) exceeding 25-500 Kw (at 400 Volts)	-	-	0.00	-	-	-	-	-	-
B-2 -TOD (off-peak) exceeding 25-500 Kw (at 400 Volts)	-	-	0.00	-	-	-	-	-	-
B-3 TOD (peak) (for all loads upto 5000 Kw at 11, 33 KV)	-	-	0.00	-	-	-	-	-	-
B-3 - TOD (off-peak)	7,776	2.21	2.03	0	25	3	17	(3)	8
B-4 TOD (peak) (for all loads at 66, 132 KV & Above)	-	-	0.00	-	-	-	-	-	-
B-4 TOD (off-peak)	-	-	0.00	-	-	-	-	-	-
Temporary E-2 Industrial Supply	-	-	0.00	-	-	-	-	-	-
TOTAL INDUSTRIAL	16,216	4.80	4.42	0	64	6	42	(6)	21
Single Point Supply (Bulk)	-	-	0.00	-	-	-	-	-	-
C-1 (a) Sanctioned Load Less than 5Kw	6	0.01	0.01	-	0	-	0	-	0
C-1 (b) Sanctioned Load 5Kw & upto 500 Kw	2,964	0.53	0.49	0	8	1	5	(1)	3
Bulk Supply C-1(c) for supply at 400/230 Volts 5Kw &	-	-	0.00	-	-	-	-	-	-
Bulk Supply C-1(c) (TDD) Off-Peak	-	-	0.00	-	-	-	-	-	-
C-2 (a) 11/33 KV upto & Including 5000 Kw	-	-	0.00	-	-	-	-	-	-
Bulk Supply C-2(b) (TOD) Peak 11/33 KV upto & Including 5000 Kw	-	-	0.00	-	-	-	-	-	-
Bulk Supply C-2(b) (TOD) Off-Peak 11/33 KV upto & Including 5000 Kw	-	-	0.00	-	-	-	-	-	-
Bulk Supply C-3 (b) (TOD) Peak at 66 Kv & above & sanctioned load above 5000 Kw	-	-	0.00	-	-	-	-	-	-
Bulk Supply C-3 (b) (TOD) Off-Peak at 66 Kv & above & sanctioned load above 5000 Kw	-	-	0.00	-	-	-	-	-	-
TOTAL BULK SUPPLY	2,970	0.54	0.50	0	8	1	6	(1)	3
Agricultural T-Well - Tariff D	-	-	0.00	-	-	-	-	-	-
D-1(a) Scarp Less than 5KW	-	1.37	1.25	-	20	-	14	-	6
D-2 Agri TWell	72,184	4.38	4.04	1	58	9	30	(8)	29
D-1 (b) - Peak Scarp & Agricultural 5KW & Above	-	-	0.00	-	-	-	-	-	-
D-1 (b) Off-Peak Scarp & Agricultural 5KW & Above	-	-	0.00	-	-	-	-	-	-
TOTAL AGRICULTURAL TWell	72,184	6.75	5.29	1	78	9	43	(8)	34
Public Lighting - Tariff-G	-	-	0.00%	-	-	-	-	-	-
Residential Colony att. to Industrial - H	-	-	0.00%	-	-	-	-	-	-
K (AJK)	-	-	0.00%	-	-	-	-	-	-
Time of Day (TOD - Peak)	-	-	0.00%	-	-	-	-	-	-
Time of Day (TOD - Off-Peak)	-	-	0.00%	-	-	-	-	-	-
Rawat Lab	-	-	0.00%	-	-	-	-	-	-
Company Total	90,413	109	100	1	1,589	16	957	(15)	632

CHIEF EXECUTIVE OFFICER
FATA TESCO Peshawar.

Distribution Company: TESCO

Quarterly

Revenue & Subsidy Statement

(Monthly, Quarterly as well as Consolidated)

Description	MDI Charged	Sales	Sales Mix	NEPRA Determined Tariff		GOP Notified Tariff		Subsidy	
				Fixed Charge	Variable Charge	Fixed Charge	Variable Charge	Fixed Charge	Variable Charge
	(KW)	(MkWh)	(%)	(Rs/KWM)	(Rs/KWh)	(Rs/KWM)	(Rs/KWh)	(Rs/KWM)	(Rs/KWh)
Residential - A1 Sanctioned Load Less Than 6Kw	-	0	0.00	-	-	-	-	-	-
UPTO-60 Units (per month)	-	2.22	0.55	-	3.00	-	2.00	-	1.00
Consumption Exceeding 50 Units	-	-	0.00	-	-	-	-	-	-
1-100 Units P/M	-	100.25	24.76	-	11.15	-	5.79	-	5.36
101-300 Units P/M	-	125.75	31.30	-	15.50	-	8.11	-	7.39
301-700 Units P/M	-	86.34	21.32	-	17.50	-	12.33	-	5.17
ABOVE 700 Units	-	53.96	13.33	-	19.50	-	15.07	-	4.43
Time of Day (TOD - Peak) For Load 5Kw & Above	-	-	0.00	-	-	-	-	-	-
Time of Day (TOD - Off-Peak) For Load 5Kw & Above	-	0.01	0.00	-	11.50	-	8.22	-	3.28
Temporary E-1 (i) Residential Supply	-	-	0.00	-	19.50	-	15.50	-	4.00
TOTAL DOMESTIC	-	369.62	91.27	-	15.30	-	9.45	-	5.85
Commercial - A2	-	-	0.00	-	-	-	-	-	-
For Load Less 5Kw	-	2.47	0.61	-	19.50	-	14.77	-	4.73
For Load requirement 5Kw & Above	147	0.02	0.00	17	17.00	400	9.72	(303.00)	7.20
Time of Day (TOD - Peak)	2	-	0.00	-	-	-	-	-	-
Time of Day (TOD - Off-Peak)	5	-	0.00	400	11.50	400	8.01	-	3.49
Temporary E-1(ii) Commercial Supply	-	-	0.00	-	-	-	-	-	-
TOTAL COMMERCIAL	164.00	2.49	0.62	0.00	19.48	0.02	14.73	(0.02)	4.75
INDUSTRIAL	-	-	0.00	-	0.00	-	-	-	-
B-1 upto 25 Kw (at 400/230 VOLTS)	-	2.84	0.70	-	15.50	-	10.51	-	4.99
B-1b (09) T Peak	-	-	0.00	-	-	-	-	-	-
B-1b (09) T Off Peak	-	-	0.00	-	-	-	-	-	-
B-2(a) exceeding 25-500 Kw (at 400 Volts)	61,056	7.33	1.81	15	14.50	400	9.14	(385.50)	5.36
B-2 (b) -TOD (Peak) exceeding 25-500 Kw (at 400 Volts)	-	-	0.00	-	-	-	-	-	-
B-2 -TOD (off-peak) exceeding 25-500 Kw (at 400 Volts)	-	-	0.00	-	-	-	-	-	-
B-3 TOD (peak) (for all loads upto 5000 Kw at 11, 33 KV)	-	-	0.00	-	-	-	-	-	-
B-3 - TOD (off-peak)	13,753	4.56	1.13	11	11.30	380	7.75	(368.70)	3.55
B-4 TOD (peak) (for all loads at 66, 132 KV & Above)	-	-	0.00	-	-	-	-	-	-
B-4 TOD (off-peak)	-	-	0.00	-	-	-	-	-	-
Temporary E-2 Industrial Supply	-	-	0.00	-	15.50	-	11.50	-	4.00
TOTAL INDUSTRIAL	74,809.00	14.73	3.64	0.07	13.70	2.01	8.97	(1.94)	4.73
Single Point Supply (Bulk)	-	-	0.00	-	0.00	-	-	-	-
C-1 (a) Sanctioned Load Less than 5Kw	-	0.03	0.01	-	16.50	-	11.55	-	4.95
C-1 (b) Sanctioned Load 5Kw & upto 500 Kw	8,037	1.66	0.41	16	15.50	400	10.35	(384.50)	5.15
Bulk Supply C-1(c) for supply at 400/230 Volts 5Kw & upto 500 Kw Peak	-	-	0.00	-	-	-	-	-	-
Bulk Supply C-1(c) (TOD) Off-Peak	-	-	0.00	-	-	-	-	-	-
C-2 (a) 11/33 KV upto & including 5000 Kw	-	-	0.00	-	-	-	-	-	-
Bulk Supply C-2(b) (TOD) Peak 11/33 KV upto & including 5000 Kw	-	-	0.00	-	-	-	-	-	-
Bulk Supply C-2(b) (TOD) Off-Peak 11/33 KV upto & including 5000 Kw	-	-	0.00	-	-	-	-	-	-
Bulk Supply C-3 (b) (TOD) Peak at 66 Kv & above & sanctioned load above 5000 Kw	-	-	0.00	-	-	-	-	-	-
Bulk Supply C-3 (b) (TOD) Off-Peak at 66 Kv & above & sanctioned load above 5000 Kw	-	-	0.00	-	-	-	-	-	-
TOTAL BULK SUPPLY	8,037.00	1.69	0.42	0.07	15.52	1.90	10.37	(1.83)	5.15
Agricultural T-Well - Tariff D	-	-	0.00	-	-	-	-	-	-
D-1(a) Scarp Less than 5KW	-	4.66	1.15	-	14.30	-	10.00	-	4.30
D-2 Agri TWell	216,552	11.79	2.91	13	13.30	120	6.77	(106.70)	6.53
D-1 (b) - Peak Scarp & Agricultural 5KW & Above	-	-	0.00	-	-	-	-	-	-
D-1 (b) Off-Peak Scarp & Agricultural 5KW & Above	-	-	0.00	-	-	-	-	-	-
TOTAL AGRICULTURAL T/WELL	216,552.00	16.45	4.06	0.18	13.58	1.58	7.68	(1.40)	5.90
Public Lighting - Tariff-G	-	-	0.00	-	-	-	-	-	-
Residential Colony att. to Industrial - H	-	-	0.00	-	-	-	-	-	-
K (AJK)	-	-	0.00	-	-	-	-	-	-
Time of Day (TOD - Peak)	-	-	0.00	-	-	-	-	-	-
Time of Day (TOD - Off-Peak)	-	-	0.00	-	-	-	-	-	-
Rawat Lab	-	-	0.00	-	-	-	-	-	-
Company Total	299,552	405	100	0.01	15.20	0.15	9.39	(0.14)	5.80

CHIEF EXECUTIVE OFFICER
 FAIA TESCO Rawat.

Distribution Company TESCO

Revenue & Subsidy Statement

Quarterly

(Monthly, Quarterly as well as Consolidated)

Description	MDI Charged	Sales	Sales Mix	NEPRA Determined Tariff		GOP Notified Tariff		Subsidy	
				Fixed Charge	Variable Charge	Fixed Charge	Variable Charge	Fixed Charge	Variable Charge
		(MkWh)	(%)	(Min Rs)	(Min Rs)	(Min Rs)	(Min Rs)	(Min Rs)	(Min Rs)
Residential - A1 Sanctioned Load Less Than 5Kw	-	0	0.00	-	-	-	-	-	-
UPTO-50 Units per month	-	2.22	0.55	-	7	-	4	-	2
Consumption Exceeding 50 Units	-	-	0.00	-	-	-	-	-	-
1-100 Units P/M	-	100.25	24.76	-	1,118	-	580	-	537
101-300 Units P/M	-	126.75	31.30	-	1,965	-	1,028	-	937
301-700 Units P/M	-	86.34	21.32	-	1,511	-	1,065	-	446
ABOVE 700 Units	-	53.96	13.33	-	1,052	-	813	-	239
Time of Day (TOD - Peak) For Load 5Kw & Above	-	-	0.00	-	-	-	-	-	-
Time of Day (TOD - Off-Peak) For Load 5Kw & Above	-	0.01	0.00	-	0	-	0	-	0
Temporary E-1 (I) Residential Supply	-	-	0.00	-	-	-	-	-	-
TOTAL DOMESTIC	-	369.52	91.27	-	6,652	-	3,491	-	2,162
Commercial - A2	-	-	0.00	-	-	-	-	-	-
For Load Less 5KW	-	2.47	0.61	-	48	-	37	-	12
For Load requirement 5KW & Above	147	0.02	0.00	0	0	0	0	(0)	0
Time of Day (TOD - Peak)	2	-	0.00	-	-	-	-	-	-
Time of Day (TOD - Off-Peak)	5	-	0.00	0	-	0	-	-	-
Temporary E-1(III) Commercial Supply	-	-	0.00	-	-	-	-	-	-
TOTAL COMMERCIAL	154	2.49	0.62	0	49	0	37	(0)	12
INDUSTRIAL	-	-	0.00	-	-	-	-	-	-
B-1 upto 25 Kw (at 400/230 VOLTS)	-	2.84	0.70	-	44	-	30	-	14
B-1a (09) T Peak	-	-	0.00	-	-	-	-	-	-
B-1b (09) T Off Peak	-	-	0.00	-	-	-	-	-	-
B-2(a) exceeding 25-500 Kw (at 400 Volts)	61,056	7.33	1.81	1	106	24	67	(24)	39
B-2 (b) -TOD (Peak) exceeding 25-500 Kw (at 400 Volts)	-	-	0.00	-	-	-	-	-	-
B-2 -TOD (off-peak) exceeding 25-500 Kw (at 400 Volts)	-	-	0.00	-	-	-	-	-	-
B-3 TOD (peak) (for all loads upto 5000 Kw at 11, 33 KV)	-	-	0.00	-	-	-	-	-	-
B-3 - TOD (off-peak)	13,753	4.56	1.13	0	52	5	35	(5)	16
B-4 TOD (peak) (for all loads at 66, 132 KV & Above)	-	-	0.00	-	-	-	-	-	-
B-4 TOD (off-peak)	-	-	0.00	-	-	-	-	-	-
Temporary E-2 Industrial Supply	-	-	0.00	-	-	-	-	-	-
TOTAL INDUSTRIAL	74,809	14.73	3.64	1	202	30	132	(29)	70
Single Point Supply (Bulk)	-	-	0.00	-	-	-	-	-	-
C-1 (a) Sanctioned Load Less than 5Kw	-	0.03	0.01	-	0	-	0	-	0
C-1 (b) Sanctioned Load 5Kw & upto 500 Kw	8,037	1.66	0.41	0	26	3	17	(3)	9
Bulk Supply C-1(c) for supply at 400/230 Volts 5Kw &	-	-	0.00	-	-	-	-	-	-
Bulk Supply C-1(c) (TOD) Off-Peak	-	-	0.00	-	-	-	-	-	-
C-2 (a) 11/33 KV upto & Including 5000 Kw	-	-	0.00	-	-	-	-	-	-
Bulk Supply C-2(b) (TOD) Peak 11/33 KV upto & Including 5000 Kw	-	-	0.00	-	-	-	-	-	-
Bulk Supply C-2(b) (TOD) Off-Peak 11/33 KV upto & Including 5000 Kw	-	-	0.00	-	-	-	-	-	-
Bulk Supply C-3 (b) (TOD) Peak at 66 Kv & above & sanctioned load above 5000 Kw	-	-	0.00	-	-	-	-	-	-
Bulk Supply C-3 (b) (TOD) Off-Peak at 66 Kv & above & sanctioned load above 5000 Kw	-	-	0.00	-	-	-	-	-	-
TOTAL BULK SUPPLY	8,037	1.69	0.42	0	26	3	18	(3)	9
Agricultural T-Well - Tariff D	-	-	0.00	-	-	-	-	-	-
D-1(a) Scarp Less than 5KW	-	4.66	1.15	-	67	-	47	-	20
D-2 Agri T/Well	216,552	11.79	2.91	3	157	26	80	(23)	77
D-1 (b) - Peak Scarp & Agricultural 5KW & Above	-	-	0.00	-	-	-	-	-	-
D-1 (b) Off-Peak Scarp & Agricultural 5KW & Above	-	-	0.00	-	-	-	-	-	-
TOTAL AGRICULTURAL T/Well	216,552	10.45	4.06	3	223	26	128	(23)	97
Public Lighting - Tariff-G	-	-	0.00%	-	-	-	-	-	-
Residential Colony att. to Industrial - H	-	-	0.00%	-	-	-	-	-	-
h (AJK)	-	-	0.00%	-	-	-	-	-	-
Time of Day (TOD - Peak)	-	-	0.00%	-	-	-	-	-	-
Time of Day (TOD - Off-Peak)	-	-	0.00%	-	-	-	-	-	-
Rawat Lab	-	-	0.00%	-	-	-	-	-	-
Company Total	299,552	405	100	4	6,152	59	3,803	(55)	2,349

CHIEF EXECUTIVE OFFICER
TESCO Peshawar

Distribution Company: TESCO

Revenue & Subsidy Statement

(Monthly, Quarterly as well as Consolidated)

Description	EPRA Determined Tariff		GOR Notified Tariff		Subsidy	
	Fixed Charge	Variable Charge	Fixed Charge	Variable Charge	Fixed Charge	Variable Charge
	(KW)	(MKWh)	(%age)	(Rs/KW/M)	(Rs/KW/M)	(Rs/KW/M)
Residential - A1 Sanctioned Load Less Than 5Kw	-	0	0.00	-	-	1.00
UPTO 50 Units per month	-	0.97	0.77	3.00	2.00	-
Consumption Exceeding 50 Units	-	-	0.00	-	-	5.36
1-100 Units P/M	-	32.73	25.89	11.15	5.79	-
101-300 Units P/M	-	39.77	31.47	15.50	8.11	-
301-700 Units P/M	-	26.35	20.85	17.50	12.33	-
ABOVE 700 Units	-	14.92	11.80	19.50	15.07	-
Time of Day (TOD - Peak) For Load 5Kw & Above	-	-	0.00	-	-	3.28
Time of Day (TOD - Off-Peak For Load 5Kw & Above	-	0.01	0.00	11.50	8.22	-
Temporary E-1 (i) Residential Supply	-	-	0.00	19.50	15.50	4.00
TOTAL DOMESTIC	-	114.74	90.78	15.13	9.27	5.86
Commercial - A2	-	-	0.00	-	-	4.73
For Load Less 5Kw	-	0.82	0.65	19.50	14.77	-
For Load requirement 5Kw & Above	47	0.01	0.00	17	17.00	400
Time of Day (TOD - Peak)	-	-	0.00	-	-	7.28
Time of Day (TOD - Off-Peak)	2	-	0.00	400	11.50	400
Temporary E-1(ii) Commercial Supply	-	-	0.00	-	-	8.01
TOTAL COMMERCIAL	49.00	0.83	0.66	0.00	19.48	0.02
INDUSTRIAL	-	-	0.00	-	-	14.73
B-1 upto 25 Kw (at 400/230 VOLTS)	-	0.88	0.70	15.50	10.51	-
B-1b (08) T Peak	-	-	0.00	-	-	4.99
B-1b (09) T Off Peak	-	-	0.00	-	-	-
B-2(a) exceeding 25-500 Kw (at 400 Volts)	40,427	2.00	2.11	15	14.50	400
B-2 (b) -TOD (Peak) exceeding 25-500 Kw (at 400 Volts)	-	-	0.00	-	-	0.14
B-2 -TOD (off-peak) exceeding 25-500 Kw (at 400 Volts)	-	-	0.00	-	-	(385.50)
B-3 TOD (peak) (for all loads upto 5000 Kw at 11, 33 KV)	-	-	0.00	-	-	-
B-3 - TOD (off-peak)	5,458	1.89	1.50	11	11.30	380
B-4 TOD (peak) (for all loads at 66, 132 KV & Above)	-	-	0.00	-	-	7.75
B-4 TOD (off-peak)	-	-	0.00	-	-	(368.70)
Temporary E-2 Industrial Supply	-	-	0.00	-	-	3.55
TOTAL INDUSTRIAL	45,895.00	5.43	4.30	0.12	13.65	3.36
SINGLE POINT SUPPLY (Bulk)	-	-	0.00	-	-	8.88
C-1 (a) Sanctioned Load Less than 5Kw	-	0.01	0.01	16.50	11.55	-
C-1 (b) Sanctioned Load 5Kw & upto 500 Kw	2,750	0.54	0.42	10	15.50	400
Bulk Supply C-1(c) for supply at 400/230 Volts 5Kw & upto 500 Kw Peak	-	-	0.00	-	-	10.35
Bulk Supply C-1(c) (TOD) Off-Peak	-	-	0.00	-	-	(304.50)
C-2 (a) 11/33 KV upto & Including 5000 Kw	-	-	0.00	-	-	-
Bulk Supply C-2(b) (TOD) Peak 11/33 KV upto & Including 5000 Kw	-	-	0.00	-	-	-
Bulk Supply C-2(b) (TOD) Off-Peak 11/33 KV upto & Including 5000 Kw	-	-	0.00	-	-	-
Bulk Supply C-3 (b) (TOD) Peak at 66 Kv & above & sanctioned load above 5000 Kw	-	-	0.00	-	-	-
Bulk Supply C-3 (b) (TOD) Off-Peak at 66 Kv & above & sanctioned load above 5000 Kw	-	-	0.00	-	-	-
TOTAL BULK SUPPLY	2,750.00	0.56	0.43	0.08	16.52	2.02
AGRICULTURAL T-Well - Tariff D	-	-	0.00	-	-	10.37
D-1(a) Scarp Less than 5KW	-	1.59	1.25	14.30	10.00	-
D-2 Agri T/Well	72,184	3.28	2.58	13	13.30	120
D-1 (b) - Peak Scarp & Agricultural 5KW & Above	-	-	0.00	-	-	6.77
D-1 (b) Off-Peak Scarp & Agricultural 5KW & Above	-	-	0.00	-	-	(106.70)
TOTAL AGRICULTURAL TWELL	72,184.00	4.84	3.83	0.20	13.63	1.79
PUBLIC LIGHTING - Tariff-G	-	-	0.00	-	-	7.83
Residential Colony att. to Industrial - H	-	-	0.00	-	-	(1.59)
K (AJK)	-	-	0.00	-	-	5.80
Time of Day (TOD - Peak)	-	-	0.00	-	-	-
Time of Day (TOD - Off-Peak)	-	-	0.00	-	-	-
Rawat Lab	-	-	0.00	-	-	-
Company Total	120,884	126	100	0.01	15.04	0.22

CHIEF EXECUTIVE OFFICE
FAIR TESCO Peshawar.

Distribution Company TESCO
Revenue & Subsidy Statement

Dec,13

(Monthly, Quarterly as well as Consolidated)

Description	MDI Charged	Sales	Sales Mix	NEPRA Determined Tariff		GOP Notified Tariff		Subsidy	
				Fixed Charge	Variable Charge	Fixed Charge	Variable Charge	Fixed Charge	Variable Charge
		(MkWh)	(%)	(Min Rs)	(Min Rs)	(Min Rs)	(Min Rs)	(Min Rs)	(Min Rs)
Residential - A1 Sanctioned Load Less Than 6Kw	-	0	0.00	-	-	-	-	-	-
UPTO-50 Units per month	-	0.97	0.77	-	3	-	2	-	1
Consumption Exceeding 50 Units	-	-	0.00	-	-	-	-	-	-
1-100 Units P/M	-	32.73	25.89	-	365	-	189	-	175
101-300 Units P/M	-	39.77	31.47	-	616	-	323	-	294
301-700 Units P/M	-	26.35	20.85	-	461	-	325	-	136
ABOVE 700 Units	-	14.92	11.80	-	291	-	225	-	66
Time of Day (TOD - Peak) For Load 5Kw & Above	-	-	0.00	-	-	-	-	-	-
Time of Day (TOD - Off-Peak) For Load 5Kw & Above	-	0.01	0.00	-	0	-	0	-	0
Temporary E-1 (i) Residential Supply	-	-	0.00	-	-	-	-	-	-
TOTAL DOMESTIC	-	114.74	90.78	-	1,736	-	1,064	-	673
Commercial - A2	-	-	0.00	-	-	-	-	-	-
For Load Less 5KW	-	0.82	0.65	-	16	-	12	-	4
For Load requirement 5KW & Above	47	0.01	0.00	0	0	0	0	(0)	0
Time of Day (TOD - Peak)	-	-	0.00	-	-	-	-	-	-
Time of Day (TOD - Off-Peak)	2	-	0.00	0	-	0	-	-	-
Temporary E-1(ii) Commercial Supply	-	-	0.00	-	-	-	-	-	-
TOTAL COMMERCIAL	49	0.83	0.66	0	16	0	12	(0)	4
INDUSTRIAL	-	-	0.00	-	-	-	-	-	-
B-1 upto 25 Kw (at 400/230 Volts)	-	0.00	0.00	-	14	-	0	-	4
B-1b (09) T Peak	-	-	0.00	-	-	-	-	-	-
B-1b (09) T Off Peak	-	-	0.00	-	-	-	-	-	-
B-2(a) exceeding 25-500 Kw (at 400 Volts)	40,427	2.66	2.11	1	39	16	24	(16)	14
B-2 (b) - TOD (Peak) exceeding 25-500 Kw (at 400 Volts)	-	-	0.00	-	-	-	-	-	-
B-2 - TOD (off-peak) exceeding 25-500 Kw (at 400 Volts)	-	-	0.00	-	-	-	-	-	-
B-3 TOD (peak) (for all loads upto 5000 Kw at 11, 33 KV)	-	-	0.00	-	-	-	-	-	-
B-3 - TOD (off-peak)	5,400	1.00	1.50	0	21	2	15	(2)	1
B-4 TOD (peak) (for all loads at 66, 132 KV & Above)	-	-	0.00	-	-	-	-	-	-
B-4 TOD (off-peak)	-	-	0.00	-	-	-	-	-	-
Temporary E-2 Industrial Supply	-	-	0.00	-	-	-	-	-	-
TOTAL INDUSTRIAL	45,895	5.43	4.30	1	74	18	48	(18)	25
Single Point Supply (Bulk)	-	-	0.00	-	-	-	-	-	-
C-1 (a) Sanctioned Load Less than 5Kw	-	0.01	0.01	-	0	-	0	-	0
C-1 (b) Sanctioned Load 5Kw & upto 500 Kw	2,756	0.54	0.42	0	8	1	6	(1)	3
Bulk Supply C-1(c) for supply at 400/230 Volts 5Kw &	-	-	0.00	-	-	-	-	-	-
Bulk Supply C-1(c) (TOD) Off-Peak	-	-	0.00	-	-	-	-	-	-
C-2 (a) 11/33 KV upto & Including 5000 Kw	-	-	0.00	-	-	-	-	-	-
Bulk Supply C-2(h) (TOD) Peak 11/33 KV upto & Including 5000 Kw	-	-	0.00	-	-	-	-	-	-
Bulk Supply C-2(b) (TOD) Off-Peak 11/33 KV upto & Including 5000 Kw	-	-	0.00	-	-	-	-	-	-
Bulk Supply C-3 (b) (TOD) Peak at 66 Kv & above & sanctioned load above 5000 Kw	-	-	0.00	-	-	-	-	-	-
Bulk Supply C-3 (b) (TOD) Off-Peak at 66 Kv & above & sanctioned load above 5000 Kw	-	-	0.00	-	-	-	-	-	-
TOTAL BULK SUPPLY	2,756	0.66	0.43	0	8	1	6	(1)	3
Agricultural T-Well - Tariff O	-	-	0.00	-	-	-	-	-	-
D-1(a) Scarp Less than 5KW	-	1.59	1.25	-	23	-	16	-	7
D-2 Agri TWell	72,184	3.26	2.58	1	43	9	22	(9)	21
D-1 (b) - Peak Scarp & Agricultural 5KW & Above	-	-	0.00	-	-	-	-	-	-
D-1 (b) Off-Peak Scarp & Agricultural 5KW & Above	-	-	0.00	-	-	-	-	-	-
TOTAL AGRICULTURAL TWELL	72,184	4.84	3.83	1	66	9	38	(8)	28
Public Lighting - Tariff-G	-	-	0.00%	-	-	-	-	-	-
Residential Colony att. to Industrial - H	-	-	0.00%	-	-	-	-	-	-
K (AJK)	-	-	0.00%	-	-	-	-	-	-
Time of Day (TOD - Peak)	-	-	0.00%	-	-	-	-	-	-
Time of Day (TOD - Off-Peak)	-	-	0.00%	-	-	-	-	-	-
Rawat Lab	-	-	0.00%	-	-	-	-	-	-
Company Total	120,884	126	100	2	1,901	28	1,168	(26)	733

CHIEF EXECUTIVE OFFICER
FAIA TESCO

Distribution Company: TESCO

Nov,13

Revenue & Subsidy Statement

(Monthly, Quarterly as well as Consolidated)

Description	NEPA Determined Tariff		GOO/Notified Tariff		Subsidy	
	MD Charge	Subsidy	Fixed Charge	Variable Charge	Fixed Charge	Variable Charge
	(KW)	(MkWh)	(Rs/kWh)	(Rs/kWh)	(Rs/kWh)	(Rs/kWh)
Residential - A1 Sanctioned Load Less Than 5Kw	-	0	0.00	-	-	-
UPTO-50 Units per month	-	0.68	0.49	3.00	2.00	1.00
Consumption Exceeding 50 Units	-	-	0.00	-	-	-
1-100 Units P/M	-	33.69	24.36	11.15	5.79	5.36
101-300 Units P/M	-	42.52	30.75	15.50	8.11	7.39
301-700 Units P/M	-	30.31	21.92	17.50	12.33	5.17
ABOVE 700 Units	-	19.40	14.03	19.50	15.07	4.43
Time of Day (TOD - Peak) For Load 5Kw & Above	-	-	0.00	-	-	-
Time of Day (TOD - Off-Peak) For Load 5Kw & Above	-	0.00	0.00	11.50	8.22	3.28
Temporary E-1 (I) Residential Supply	-	-	0.00	19.50	15.50	4.00
TOTAL DOMESTIC	-	126.61	91.66	-	9.54	5.83
Commercial - A2	-	-	0.00	-	-	-
For Load Less 5KW	-	0.65	0.62	19.50	14.77	4.73
For Load requirement 5KW & Above	69	0.01	0.01	17	400	9.72
Time of Day (TOD - Peak)	2	-	0.00	-	-	-
Time of Day (TOD - Off-Peak)	-	-	0.00	400	400	8.01
Temporary E-1(II) Commercial Supply	-	-	0.00	-	-	-
TOTAL COMMERCIAL	71.00	0.66	0.62	0.00	0.03	(0.03)
INDUSTRIAL	-	-	0.00	0.00	-	-
B-1 upto 25 Kw (at 400/230 VOLTS)	-	0.95	0.68	15.50	10.51	4.99
B-1b (09) T Peak	-	-	0.00	-	-	-
B-1b (09) T Off Peak	-	-	0.00	-	-	-
B-2(a) exceeding 25-500 Kw (at 400 Volts)	10,330	2.15	1.55	15	100	9.14
B-2 (b) -TOD (Peak) exceeding 25-500 Kw (at 400 Volts)	-	-	0.00	-	-	-
B-2 -TOD (off-peak) exceeding 25-500 Kw (at 400 Volts)	-	-	0.00	-	-	-
B-3 TOD (peak) (for all loads upto 5000 Kw at 11, 33 KV)	-	-	0.00	-	-	-
B-3 - TOD (off-peak)	4,727	1.32	0.95	11	380	7.75
B-4 TOD (peak) (for all loads at 66, 132 KV & Above)	-	-	0.00	-	-	-
B-4 TOD (off-peak)	-	-	0.00	-	-	-
Temporary E-2 Industrial Supply	-	-	0.00	15.50	11.50	4.00
TOTAL INDUSTRIAL	16,067.00	4.41	3.19	0.06	1.34	9.02
Single Point Supply (Bulk)	-	-	0.00	0.00	-	-
C-1 (a) Sanctioned Load Less than 5Kw	-	0.01	0.01	16.50	11.55	4.95
C-1 (b) Sanctioned Load 5Kw & upto 500 Kw	2,755	0.55	0.39	16	400	10.35
Bulk Supply C-1(c) for supply at 400/230 Volts 5Kw & upto 500 Kw Peak	-	-	0.00	-	-	-
Bulk Supply C-1(c) (TOD) Off-Peak	-	-	0.00	-	-	-
C-2 (a) 11/33 KV upto & including 5000 Kw	-	-	0.00	-	-	-
Bulk Supply C-2(b) (TOD) Peak 11/33 KV upto & including 5000 Kw	-	-	0.00	-	-	-
Bulk Supply C-2(b) (TOD) Off-Peak 11/33 KV upto & including 5000 Kw	-	-	0.00	-	-	-
Bulk Supply C-3 (b) (TOD) Peak at 66 Kv & above & sanctioned load above 5000 Kw	-	-	0.00	-	-	-
Bulk Supply C-3 (b) (TOD) Off-Peak at 66 Kv & above & sanctioned load above 5000 Kw	-	-	0.00	-	-	-
TOTAL BULK SUPPLY	2,765.00	0.58	0.40	0.08	1.99	10.37
Agricultural T-Well - Tariff D	-	-	0.00	-	-	-
D-1(a) Scarp Less than 5KW	-	1.43	1.03	14.30	10.00	4.30
D-2 Agri T/Well	72,184	4.42	3.20	13	120	6.77
D-1 (b) - Peak Scarp & Agricultural 5KW & Above	-	-	0.00	-	-	-
D-1 (b) Off-Peak Scarp & Agricultural 5KW & Above	-	-	0.00	-	-	-
TOTAL AGRICULTURAL T/WELL	72,184.00	5.85	4.23	0.16	1.48	7.56
Public Lighting - Tariff-G	-	-	0.00	-	-	-
Residential Colony att. to Industrial - II	-	-	0.00	-	-	-
K (AJK)	-	-	0.00	-	-	-
Time of Day (TOD - Peak)	-	-	0.00	-	-	-
Time of Day (TOD - Off-Peak)	-	-	0.00	-	-	-
Rawat Lab	-	-	0.00	-	-	-
Company Total	90,067	138	100	0.01	0.11	9.47

CHIEF EXECUTIVE OFFICER
DATA TESCO

Distribution Company TESCO
Revenue & Subsidy Statement

Nov,13

(Monthly, Quarterly as well as Consolidated)

Description	MDI Charged	Sales (MkWh)	Sales Mix (%)	NEPRA Determined Tariff		GOP Notified Tariff		Subsidy	
				Fixed Charge (Min Rs)	Variable Charge (Min Rs)	Fixed Charge (Min Rs)	Variable Charge (Min Rs)	Fixed Charge (Min Rs)	Variable Charge (Min Rs)
Residential - A1 Sanctioned Load Less Than 5Kw	-	0	0.00	-	-	-	1	-	1
UP TO 50 Units per month	-	0.00	0.00	-	-	-	-	-	-
Consumption Exceeding 50 Units	-	-	0.00	-	-	-	-	-	-
1-100 Units P/M	-	33.69	24.36	-	376	-	195	-	181
101-300 Units P/M	-	42.52	30.75	-	659	-	345	-	314
301-700 Units P/M	-	30.31	21.92	-	530	-	374	-	157
ABOVE 700 Units	-	19.40	14.03	-	378	-	292	-	86
Time of Day (TOD - Peak) For Load 5Kw & Above	-	-	0.00	-	-	-	-	-	-
Time of Day (TOD - Off-Peak) For Load 5Kw & Above	-	0.00	0.00	-	0	-	0	-	0
Temporary E-1 (I) Residential Supply	-	-	0.00	-	-	-	-	-	-
TOTAL DOMESTIC	-	126.61	91.56	-	1,946	-	1,207	-	738
Commercial - A2	-	-	0.00	-	-	-	-	-	-
For Load Less 5KW	-	0.85	0.62	-	17	-	13	-	4
For Load requirement 5KW & Above	69	0.01	0.01	0	0	0	0	(0)	0
Time of Day (TOD - Peak)	2	-	0.00	-	-	-	-	-	-
Time of Day (TOD - Off-Peak)	-	-	0.00	-	-	-	-	-	-
Temporary E-1 (II) Commercial Supply	-	-	0.00	-	-	-	-	-	-
TOTAL COMMERCIAL	71	0.88	0.62	0	17	0	13	(0)	4
INDUSTRIAL	-	-	0.00	-	-	-	-	-	-
B-1 upto 25 Kw (at 400/230 VOLTS)	-	0.95	0.68	-	15	-	10	-	5
B-1b (09) T Peak	-	-	0.00	-	-	-	-	-	-
B-1b (09) T Off Peak	-	-	0.00	-	-	-	-	-	-
B-2(a) exceeding 25-500 Kw (at 400 Volts)	10,330	2.15	1.55	0	31	4	20	(4)	12
B-2 (b) -TOD (Peak) exceeding 25-500 Kw (at 400 Volts)	-	-	0.00	-	-	-	-	-	-
B-2 -TOD (off-peak) exceeding 25-500 Kw (at 400 Volts)	-	-	0.00	-	-	-	-	-	-
B-3 TOD (peak) (for all loads upto 5000 Kw at 11, 33 KV)	-	-	0.00	-	-	-	-	-	-
B-3 - TOD (off-peak)	4,727	1.32	0.95	0	15	2	10	(2)	5
B-4 TOD (peak) (for all loads at 66, 132 KV & Above)	-	-	0.00	-	-	-	-	-	-
B-4 TOD (off-peak)	-	-	0.00	-	-	-	-	-	-
Temporary E-2 Industrial Supply	-	-	0.00	-	-	-	-	-	-
TOTAL INDUSTRIAL	15,057	4.41	3.19	0	61	6	40	(6)	21
Single Point Supply (Bulk)	-	-	0.00	-	-	-	-	-	-
C-1 (a) Sanctioned Load Less than 5Kw	-	0.01	0.01	-	0	-	0	-	0
C-1 (b) Sanctioned Load 5Kw & upto 500 Kw	2,755	0.55	0.39	0	8	1	6	(1)	3
Bulk Supply C-1(c) for supply at 400/230 Volts 5Kw &	-	-	0.00	-	-	-	-	-	-
Bulk Supply C-1(c) (TOD) Off-Peak	-	-	0.00	-	-	-	-	-	-
C-2 (a) 11/33 KV upto & including 5000 Kw	-	-	0.00	-	-	-	-	-	-
Bulk Supply C-2(b) (TOD) Peak 11/33 KV upto & including 5000 Kw	-	-	0.00	-	-	-	-	-	-
Bulk Supply C-2(b) (TOD) Off-Peak 11/33 KV upto & including 5000 Kw	-	-	0.00	-	-	-	-	-	-
Bulk Supply C-3 (b) (TOD) Peak at 66 kv & above & sanctioned load above 5000 Kw	-	-	0.00	-	-	-	-	-	-
Bulk Supply C-3 (b) (TOD) Off-Peak at 66 Kv & above & sanctioned load above 5000 Kw	-	-	0.00	-	-	-	-	-	-
TOTAL BULK SUPPLY	2,755	0.58	0.40	0	9	1	6	(1)	3
Agricultural T-Wells - Tariff D	-	-	0.00	-	-	-	-	-	-
D-1(a) Scarp Less than 5KW	-	1.43	1.03	-	20	-	14	-	6
D-2 Agri T/Well	72,184	4.42	3.20	1	59	9	30	(8)	29
D-1 (b) - Peak Scarp & Agricultural 5KW & Above	-	-	0.00	-	-	-	-	-	-
D-1 (b) Off-Peak Scarp & Agricultural 5KW & Above	-	-	0.00	-	-	-	-	-	-
TOTAL AGRICULTURAL T/WELL	72,184	5.85	4.23	1	79	9	44	(8)	35
Public Lighting - Tariff-G	-	-	0.00%	-	-	-	-	-	-
Residential Colony att. to Industrial - H	-	-	0.00%	-	-	-	-	-	-
K (AJK)	-	-	0.00%	-	-	-	-	-	-
Time of Day (TOD - Peak)	-	-	0.00%	-	-	-	-	-	-
Time of Day (TOD - Off-Peak)	-	-	0.00%	-	-	-	-	-	-
Rawat Lab	-	-	0.00%	-	-	-	-	-	-
Company Total	90,067	138	100	1	2,111	16	1,310	(15)	801

CHIEF EXECUTIVE OFFICER
FATA TESCO

Distribution Company: TESCO

Oct,13

Revenue & Subsidy Statement

(Monthly, Quarterly as well as Consolidated)

Description	MDI Charged	Sales	Sales Mix	NEPRA Determined Tariff		GOP Notified Tariff		Subsidy	
				Fixed Charge	Variable Charge	Fixed Charge	Variable Charge	Fixed Charge	Variable Charge
	(KW)	(MkWh)	(%)	(Rs/kWh)	(Rs/kWh)	(Rs/kWh)	(Rs/kWh)	(Rs/kWh)	(Rs/kWh)
Residential - A1 Sanctioned Load Less Than 5Kw	-	0.00	0.00	-	-	-	-	-	-
Up TO 50 Units per month	-	0.57	0.41	-	3.00	-	2.00	-	1.00
Consumption Exceeding 50 Units	-	-	(0.00)	-	-	-	-	-	-
1-100 Units P/M	-	33.83	24.13	-	11.15	-	5.79	-	5.36
101-300 Units P/M	-	44.46	31.71	-	15.50	-	8.11	-	7.39
301-700 Units P/M	-	29.67	21.16	-	17.50	-	12.33	-	5.17
ABOVE 700 Units	-	19.63	14.00	-	19.50	-	15.07	-	4.43
Time of Day (TOD - Peak) For Load 5Kw & Above	-	-	0.00	-	-	-	-	-	-
Time of Day (TOD - Off-Peak) For Load 5Kw & Above	-	0.01	0.00	-	11.50	-	8.22	-	3.28
Temporary E-1 (I) Residential Supply	-	-	0.00	-	19.50	-	15.50	-	4.00
TOTAL DOMESTIC	-	128.18	91.41	-	15.37	-	9.51	-	5.86
Commercial - A2	-	-	0.00	-	-	-	-	-	-
For Load Less 5KW	-	0.80	0.57	-	19.50	-	14.77	-	4.73
For Load requirement 5KW & Above	31	0.01	0.00	17	17.00	400	9.72	(383.00)	7.28
Time of Day (TOD - Peak)	-	-	0.00	-	-	-	-	-	-
Time of Day (TOD - Off-Peak)	3	-	0.00	400	11.50	400	11.01	-	3.49
Temporary E-1(III) Commercial Supply	-	-	0.00	-	-	-	-	-	-
TOTAL COMMERCIAL	34.00	0.81	0.57	0.00	19.48	0.02	14.73	(0.01)	4.75
INDUSTRIAL	-	-	0.00	-	0.00	-	-	-	-
B-1 upto 25 Kw (at 400/230 VOLTS)	-	1.01	0.72	-	15.50	-	10.51	-	4.99
B-1b (09) T Peak	-	-	0.00	-	-	-	-	-	-
B-1b (09) T Off Peak	-	-	0.00	-	-	-	-	-	-
B-2(a) exceeding 25-500 Kw (at 400 Volts)	10,299	2.52	1.80	15	14.50	400	9.14	(385.50)	5.36
B-2 (b) -TOD (Peak) exceeding 25-500 Kw (at 400 Volts)	-	-	0.00	-	-	-	-	-	-
B-2 -TOD (off-peak) exceeding 25-500 Kw (at 400 Volts)	-	-	0.00	-	-	-	-	-	-
B-3 TOD (peak) (for all loads upto 5000 Kw at 11, 33 KV)	-	-	0.00	-	-	-	-	-	-
B-3 - TOD (off-peak)	3,558	1.36	0.97	11	11.30	380	7.75	(368.70)	3.55
B-4 TOD (peak) (for all loads at 60, 132 KV & Above)	-	-	0.00	-	-	-	-	-	-
B-4 TOD (off-peak)	-	-	0.00	-	-	-	-	-	-
Temporary E-2 Industrial Supply	-	-	0.00	-	15.50	-	11.50	-	4.00
TOTAL INDUSTRIAL	13,857.00	4.89	3.49	0.04	13.82	1.12	9.04	(1.06)	4.78
Single Point Supply (Bulk)	-	-	0.00	-	0.00	-	-	-	-
C-1 (a) Sanctioned Load Less than 5Kw	-	0.01	0.01	-	16.50	-	11.55	-	4.95
C-1 (b) Sanctioned Load 5Kw & upto 500 Kw	2,520	0.58	0.41	10	15.50	400	10.35	(304.50)	5.15
Bulk Supply C-1(c) for supply at 400/230 Volts 5Kw & upto 500 Kw Peak	-	-	0.00	-	-	-	-	-	-
Bulk Supply C-1(c) (TOD) Off-Peak	-	-	0.00	-	-	-	-	-	-
C-2 (a) 11/33 KV upto & including 5000 Kw	-	-	0.00	-	-	-	-	-	-
Bulk Supply C-2(b) (TOD) Peak 11/33 KV upto & including 5000 Kw	-	-	0.00	-	-	-	-	-	-
Bulk Supply C-2(b) (TOD) Off-Peak 11/33 KV upto & including 5000 Kw	-	-	0.00	-	-	-	-	-	-
Bulk Supply C-3 (b) (TOD) Peak at 66 Kv & above & sanctioned load above 5000 Kw	-	-	0.00	-	-	-	-	-	-
Bulk Supply C-3 (b) (TOD) Off-Peak at 66 Kv & above & sanctioned load above 5000 Kw	-	-	0.00	-	-	-	-	-	-
TOTAL BULK SUPPLY	2,520.00	0.59	0.42	0.07	16.62	1.72	10.37	(1.66)	5.16
Agricultural T-Well - Tariff D	-	-	0.00	-	-	-	-	-	-
D-1(a) Scarp Less than 5KW	-	1.65	1.18	-	14.30	-	10.00	-	4.30
D-2 Agri TWell	72,184	4.11	2.93	13	13.30	120	5.77	(106.70)	6.53
D-1 (b) - Peak Scarp & Agricultural 5KW & Above	-	-	0.00	-	-	-	-	-	-
D-1 (b) Off-Peak Scarp & Agricultural 5KW & Above	-	-	0.00	-	-	-	-	-	-
TOTAL AGRICULTURAL TAVELL	72,184.00	5.76	4.11	0.17	13.59	1.50	7.69	(1.34)	5.89
Public Lighting - Tariff-G	-	-	0.00	-	-	-	-	-	-
Residential Colony att. to Industrial - H	-	-	0.00	-	-	-	-	-	-
K (AJK)	-	-	0.00	-	-	-	-	-	-
Time of Day (TOD - Peak)	-	-	0.00	-	-	-	-	-	-
Time of Day (TOD - Off-Peak)	-	-	0.00	-	-	-	-	-	-
Rawat Lab	-	-	0.00	-	-	-	-	-	-
Company Total	88,601	140	100	0.01	15.27	0.11	9.46	(0.10)	5.81

CHIEF EXECUTIVE OFFICER
FATA TESCO Peshawar.

Distribution Company TESCO

Revenue & Subsidy Statement

Oct,13

(Monthly, Quarterly as well as Consolidated)

Description	MDI Charged	Sales	Sales Mix	NEPRA Determined Tariff		GOP Notified Tariff		Subsidy	
				Fixed Charge	Variable Charge	Fixed Charge	Variable Charge	Fixed Charge	Variable Charge
		(MkWh)	(%)	(Min Rs)	(Min Rs)	(Min Rs)	(Min Rs)	(Min Rs)	(Min Rs)
Residential - A1 Sanctioned Load Less Than 5Kw	-	0	0.00	-	-	-	-	-	-
UPTO-50 Units per month	-	0.57	0.41	-	2	-	1	-	1
Consumption Exceeding 50 Units	-	-	0.00	-	-	-	-	-	-
1-100 Units P/M	-	33.03	24.13	-	377	-	196	-	181
101-300 Units P/M	-	44.40	31.71	-	689	-	361	-	329
301-700 Units P/M	-	24.67	21.10	-	519	-	300	-	153
ABOVE 700 Units	-	19.03	14.00	-	303	-	295	-	87
Time of Day (TOD - Peak) For Load 5Kw & Above	-	-	0.00	-	-	-	-	-	-
Time of Day (TOD - Off-Peak) For Load 5Kw & Above	-	0.01	0.00	-	0	-	0	-	0
Temporary E-1 (i) Residential Supply	-	-	0.00	-	-	-	-	-	-
TOTAL DOMESTIC	-	128.18	91.41	-	1,970	-	1,219	-	751
Commercial - A2	-	-	0.00	-	-	-	-	-	-
For Load Less 5KW	-	0.80	0.57	-	16	-	12	-	4
For Load requirement 5KW & Above	31	0.01	0.00	0	0	0	0	(0)	0
Time of Day (TOD - Peak)	-	-	0.00	-	-	-	-	-	-
Time of Day (TOD - Off-Peak)	3	-	0.00	0	-	0	-	-	-
Temporary E-1(ii) Commercial Supply	-	-	0.00	-	-	-	-	-	-
TOTAL COMMERCIAL	34	0.81	0.57	0	16	0	12	(0)	4
INDUSTRIAL	-	-	0.00	-	-	-	-	-	-
B-1 upto 25 Kw (at 400/230 VOLTS)	-	1.01	0.72	-	16	-	11	-	5
B-1b (09) T Peak	-	-	0.00	-	-	-	-	-	-
B-1b (09) T Off Peak	-	-	0.00	-	-	-	-	-	-
B-2(a) exceeding 25-500 Kw (at 400 Volts)	10,299	2.52	1.80	0	37	4	23	(4)	14
B-2 (b) -TOD (Peak) exceeding 25-500 Kw (at 400 Volts)	-	-	0.00	-	-	-	-	-	-
B-2 -TOD (off-peak) exceeding 25-500 Kw (at 400 Volts)	-	-	0.00	-	-	-	-	-	-
B-3 TOD (peak) (for all loads upto 6000 Kw at 11, 33 KV)	-	-	0.00	-	-	-	-	-	-
B-3 - TOD (off-peak)	3,558	1.36	0.97	0	15	1	11	(1)	5
B-4 TOD (peak) (for all loads at 66, 132 KV & Above)	-	-	0.00	-	-	-	-	-	-
B-4 TOD (off-peak)	-	-	0.00	-	-	-	-	-	-
Temporary E-2 Industrial Supply	-	-	0.00	-	-	-	-	-	-
TOTAL INDUSTRIAL	13,857	4.89	3.49	0	68	5	44	(5)	23
Single Point Supply (Bulk)	-	-	0.00	-	-	-	-	-	-
C-1 (a) Sanctioned Load Less than 5Kw	-	0.01	0.01	-	0	-	0	-	0
C-1 (b) Sanctioned Load 5Kw & upto 600 Kw	2,526	0.50	0.41	0	9	1	6	(1)	3
Bulk Supply C-1(c) for supply at 400/230 Volts 5Kw &	-	-	0.00	-	-	-	-	-	-
Bulk Supply C-1(c) (TOD) Off-Peak	-	-	0.00	-	-	-	-	-	-
C-2 (a) 11/33 KV upto & including 6000 Kw	-	-	0.00	-	-	-	-	-	-
Bulk Supply C-2(b) (TOD) Peak 11/33 KV upto & including 6000 Kw	-	-	0.00	-	-	-	-	-	-
Bulk Supply C-2(b) (TOD) Off-Peak 11/33 KV upto & including 6000 Kw	-	-	0.00	-	-	-	-	-	-
Bulk Supply C-3 (b) (TOD) Peak at 66 Kv & above & sanctioned load above 5000 Kw	-	-	0.00	-	-	-	-	-	-
Bulk Supply C-3 (b) (TOD) Off-Peak at 66 Kv & above & sanctioned load above 5000 Kw	-	-	0.00	-	-	-	-	-	-
TOTAL BULK SUPPLY	2,526	0.69	0.42	0	9	1	6	(1)	3
Agricultural T-Wells - Tariff D	-	-	0.00	-	-	-	-	-	-
D-1(a) Scarp Less than 5KW	-	1.05	1.18	-	24	-	13	-	7
D-2 Agr T-Well	72,104	4.11	2.93	1	55	9	28	(8)	27
D-1 (b) Peak Scarp & Agricultural 5KW & Above	-	-	0.00	-	-	-	-	-	-
D-1 (b) Off-Peak Scarp & Agricultural 5KW & Above	-	-	0.00	-	-	-	-	-	-
TOTAL AGRICULTURAL TWELL	72,184	5.76	4.11	1	78	9	44	(8)	34
Public Lighting - Tariff-G	-	-	0.00%	-	-	-	-	-	-
Residential Colony att. to Industrial - H	-	-	0.00%	-	-	-	-	-	-
K (AJK)	-	-	0.00%	-	-	-	-	-	-
Time of Day (TOD - Peak)	-	-	0.00%	-	-	-	-	-	-
Time of Day (TOD - Off-Peak)	-	-	0.00%	-	-	-	-	-	-
Rawat Lab	-	-	0.00%	-	-	-	-	-	-
Company Total	88,601	140	100	1	2,141	15	1,326	(14)	815

CHIEF EXECUTIVE OFFICER
DATA TESCO Peshawar.

Distribution Company: **TESCO**
Revenue & Subsidy Statement

Quarterly

(Monthly, Quarterly as well as Consolidated)

Description	MDI Charged	Sales	Sales Mix	NEPRA Determined Tariff		GOP Notified Tariff		Subsidy	
				Fixed Charge	Variable Charge	Fixed Charge	Variable Charge	Fixed Charge	Variable Charge
	(KW)	(MkWh)	(%)	(Rs/kW/M)	(Rs/kWh)	(Rs/kW/M)	(Rs/kWh)	(Rs/kW/M)	(Rs/kWh)
Residential - A1 Sanctioned Load Less Than 5Kw	-	0	0.00	-	-	-	-	-	-
UPTO-50 Units per month	-	4.17	1.14	-	3.00	-	2.00	-	1.00
Consumption Exceeding 50 Units	-	-	0.00	-	-	-	-	-	-
1-100 Units P/M	-	92.99	25.45	-	11.15	-	5.70	-	5.30
101-300 Units P/M	-	112.95	30.91	-	15.50	-	8.11	-	7.39
301-700 Units P/M	-	69.60	19.05	-	17.50	-	12.33	-	5.17
Above 700 Units	-	53.05	14.52	-	19.50	-	15.07	-	4.43
Time of Day (TOD - Peak) For Load 5Kw & Above	-	-	0.00	-	-	-	-	-	-
Time of Day (TOD - Off-Peak) For Load 5Kw & Above	-	0.01	0.00	-	11.50	-	11.22	-	3.71
Temporary E-1 (i) Residential Supply	-	0.00	0.00	-	19.50	-	15.50	-	4.00
TOTAL DOMESTIC	-	332.77	91.07	-	15.18	-	9.38	-	5.81
Commercial - A2	-	-	0.00	-	-	-	-	-	-
For Load Less 5Kw	-	2.37	0.65	-	19.50	-	14.77	-	4.73
For Load requirement 5Kw & Above	117	0.02	0.00	17	17.00	400	9.72	(383.00)	7.28
Time of Day (TOD - Peak)	8	0.00	0.00	-	-	-	-	-	-
Time of Day (TOD - Off-Peak)	16	-	0.00	400	11.50	400	8.01	-	3.49
Temporary E-1(ii) Commercial Supply	-	-	0.00	-	-	-	-	-	-
TOTAL COMMERCIAL	141.00	2.38	0.65	0.00	19.47	0.02	14.73	(0.02)	4.74
INDUSTRIAL	-	-	0.00	-	0.00	-	-	-	-
B-1 upto 25 Kw (at 400/230 VOLTS)	-	2.53	0.69	-	15.50	-	10.51	-	4.99
B-1b (09) T Peak	-	-	0.00	-	-	-	-	-	-
B-1b (09) T Off Peak	-	-	0.00	-	-	-	-	-	-
B-2(a) exceeding 25-500 Kw (at 400 Volts)	27.480	6.45	1.77	15	14.50	400	9.14	(385.50)	5.36
B-2 (b) -TOD (Peak) exceeding 25-500 Kw (at 400 Volts)	-	-	0.00	-	-	-	-	-	-
B-2 -TOD (off-peak) exceeding 25-500 Kw (at 400 Volts)	-	-	0.00	-	-	-	-	-	-
B-3 TOD (peak) (for all loads upto 5000 Kw at 11, 33 KV)	3,911	1.68	0.46	11	11.30	380	7.75	(369.00)	3.55
B-3 - TOD (off-peak)	7,214	2.40	0.66	-	-	-	-	-	-
B-4 TOD (peak) (for all loads at 66, 132 KV & Above)	-	-	0.00	-	-	-	-	-	-
B-4 TOD (off-peak)	-	-	0.00	-	-	-	-	-	-
Temporary E-2 Industrial Supply	2,107	-	0.00	-	15.50	-	11.50	-	4.00
TOTAL INDUSTRIAL	38,807.17	13.07	3.68	0.03	11.62	1.15	8.95	(0.92)	4.07
Single Point Supply (Bulk)	-	-	0.00	-	0.00	-	-	-	-
C-1 (a) Sanctioned Load Less than 5Kw	-	0.02	0.01	-	16.50	-	11.55	-	4.95
C-1 (b) Sanctioned Load 5Kw & upto 500 Kw	6,647.00	1.50	0.41	16	15.50	400	10.35	(304.50)	5.15
Bulk Supply C-1(c) for supply at 400/230 Volts 5Kw & upto 500 Kw Peak	-	-	0.00	-	-	-	-	-	-
Bulk Supply C-1(c) (TOD) Off-Peak	-	-	0.00	-	-	-	-	-	-
C-2 (a) 11/33 KV upto & including 5000 Kw	-	-	0.00	-	-	-	-	-	-
Bulk Supply C-2(b) (TOD) Peak 11/33 KV upto & including 5000 Kw	-	-	0.00	-	-	-	-	-	-
Bulk Supply C-2(b) (TOD) Off-Peak 11/33 KV upto & including 5000 Kw	-	-	0.00	-	-	-	-	-	-
Bulk Supply C-3 (b) (TOD) Peak at 66 Kv & above & sanctioned load above 5000 Kw	-	-	0.00	-	-	-	-	-	-
Bulk Supply C-3 (b) (TOD) Off-Peak at 66 Kv & above & sanctioned load above 5000 Kw	-	-	0.00	-	-	-	-	-	-
TOTAL BULK SUPPLY	6,647.00	1.52	0.42	0.07	15.52	1.75	10.37	(1.68)	5.15
Agricultural T-Well - Tariff D	-	-	0.00	-	-	-	-	-	-
D-1(a) Scarp Less than 5KW	-	6.38	1.75	-	14.30	-	10.00	-	4.30
D-2 Agri TWell	216,462	9.28	2.54	-	13.30	120	6.77	(120.00)	6.53
D-1 (b) - Peak Scarp & Agricultural 5KW & Above	-	-	0.00	-	-	-	-	-	-
D-1 (b) Off-Peak Scarp & Agricultural 5KW & Above	-	-	0.00	-	-	-	-	-	-
TOTAL AGRICULTURAL TWell	216,462.00	15.65	4.28	-	13.71	1.86	8.09	(1.66)	5.82
Public Lighting - Tariff-G	-	-	0.00	-	-	-	-	-	-
Residential Colony att. to Industrial - H	-	-	0.00	-	-	-	-	-	-
K (AJK)	-	-	0.00	-	-	-	-	-	-
Time of Day (TOD - Peak)	-	-	0.00	-	-	-	-	-	-
Time of Day (TOD - Off-Peak)	-	-	0.00	-	-	-	-	-	-
Rawal Lab	-	-	0.00	-	-	-	-	-	-
Company Total	261,857	365	100	0.00	15.02	0.12	9.35	(0.11)	5.68

CHIEF EXECUTIVE OFFICER
FATA TESCO Distribution

Distribution Company TESCO
Revenue & Subsidy Statement

Quarterly

(Monthly, Quarterly as well as Consolidated)

Description	MDI Charged	Sales	Sales Mix	NEPRA Determined Tariff		GOP Notified Tariff		Subsidy	
				Fixed Charge	Variable Charge	Fixed Charge	Variable Charge	Fixed Charge	Variable Charge
		(MkWh)	(%)	(Min Rs)	(Min Rs)	(Min Rs)	(Min Rs)	(Min Rs)	(Min Rs)
Residential - A1 Sanctioned Load Less Than 5Kw	-	0	0.00	-	-	-	-	-	-
UPTO-50 Units per month	-	4.17	1.14	-	13	-	8	-	4
Consumption Exceeding 50 Units	-	-	0.00	-	-	-	-	-	-
1-100 Units P/M	-	92.99	25.45	-	1,037	-	538	-	498
101-300 Units P/M	-	112.05	30.91	-	1,751	-	916	-	835
301-700 Units P/M	-	69.60	19.05	-	1,210	-	658	-	360
ABOVE 700 Units	-	53.05	14.52	-	1,034	-	799	-	235
Time of Day (TOD - Peak) For Load 5Kw & Above	-	-	0.00	-	-	-	-	-	-
Time of Day (TOD - Off-Peak) For Load 5Kw & Above	-	0.01	0.00	-	0	-	0	-	0
Temporary E-1 (i) Residential Supply	-	0.00	0.00	-	0	-	0	-	0
TOTAL DOMESTIC	-	332.77	91.07	-	5,053	-	3,120	-	1,932
Commercial - A2	-	-	0.00	-	-	-	-	-	-
For Load Less 5Kw	-	2.37	0.65	-	46	-	36	-	11
For Load requirement 5Kw & Above	117	0.02	0.00	0	0	0	0	(0)	0
Time of Day (TOD - Peak)	8	0.00	0.00	-	-	-	-	-	-
Time of Day (TOD - Off-Peak)	10	-	0.00	0	-	0	-	-	-
Temporary E-1(ii) Commercial Supply	-	-	0.00	-	-	-	-	-	-
TOTAL COMMERCIAL	141	2.38	0.66	0	46	0	36	(0)	11
INDUSTRIAL	-	-	0.00	-	-	-	-	-	-
B-1 upto 25 Kw (at 400/230 VOLTS)	-	2.53	0.69	-	39	-	27	-	13
B-1b (09) T Peak	-	-	0.00	-	-	-	-	-	-
B-1b (09) T Off Peak	-	-	0.00	-	-	-	-	-	-
B-2(a) exceeding 25-500 Kw (at 400 Volts)	27,480	6.45	1.77	0	94	11	59	(11)	35
B-2 (b) -TOD (Peak) exceeding 25-500 Kw (at 400 Volts)	-	-	0.00	-	-	-	-	-	-
B-2 -TOD (off-peak) exceeding 25-500 Kw (at 400 Volts)	-	-	0.00	-	-	-	-	-	-
B-3 TOD (peak) (for all loads upto 5000 Kw at 11, 33 KV)	3,911	1.63	0.46	0	19	1	13	(1)	6
B-3 - TOD (off-peak)	7,214	2.40	0.66	-	-	-	-	-	-
B-4 TOD (peak) (for all loads at 6S, 132 KV & Above)	-	-	0.00	-	-	-	-	-	-
B-4 TOD (off-peak)	-	-	0.00	-	-	-	-	-	-
Temporary E-2 Industrial Supply	2	-	0.00	-	-	-	-	-	-
TOTAL INDUSTRIAL	38,607	13.07	3.68	0	152	15	117	(12)	53
Single Point Supply (Bulk)	-	-	0.00	-	-	-	-	-	-
C-1 (a) Sanctioned Load Less than 5Kw	-	0.02	0.01	-	0	-	0	-	0
C-1 (b) Sanctioned Load 5Kw & upto 500 Kw	6,647	1.50	0.41	0	23	3	15	(3)	8
Bulk Supply C-1(c) for supply at 400/230 Volts 5Kw &	-	-	0.00	-	-	-	-	-	-
Bulk Supply C-1(c) (TOD) Off-Peak	-	-	0.00	-	-	-	-	-	-
C-2 (a) 11/33 KV upto & including 5000 Kw	-	-	0.00	-	-	-	-	-	-
Bulk Supply C-2(b) (TOD) Peak 11/33 KV upto & including 5000 Kw	-	-	0.00	-	-	-	-	-	-
Bulk Supply C-2(b) (TOD) Off-Peak 11/33 KV upto & including 5000 Kw	-	-	0.00	-	-	-	-	-	-
Bulk Supply C-3 (b) (TOD) Peak at 66 Kv & above & sanctioned load above 5000 Kw	-	-	0.00	-	-	-	-	-	-
Bulk Supply C-3 (b) (TOD) Off-Peak at 66 Kv & above & sanctioned load above 5000 Kw	-	-	0.00	-	-	-	-	-	-
TOTAL BULK SUPPLY	6,647	1.62	0.42	0	24	3	16	(3)	8
Agricultural T-Well - Tariff D	-	-	0.00	-	-	-	-	-	-
D-1(a) Scarp Less than 5Kw	-	6.38	1.75	-	91	-	64	-	27
D-2 Agri TWell	216,462	9.28	2.54	-	123	26	63	(26)	61
D-1 (a) - Peak Scarp & Agricultural 5Kw & Above	-	-	0.00	-	-	-	-	-	-
D-1 (b) Off-Peak Scarp & Agricultural 5Kw & Above	-	-	0.00	-	-	-	-	-	-
TOTAL AGRICULTURAL TWELL	216,462	15.65	4.28	-	215	26	127	(26)	88
Public Lighting - Tariff G	-	-	0.00%	-	-	-	-	-	-
Residential Colony att. to Industrial - H	-	-	0.00%	-	-	-	-	-	-
K (AUK)	-	-	0.00%	-	-	-	-	-	-
Time of Day (TOD - Peak)	-	-	0.00%	-	-	-	-	-	-
Time of Day (TOD - Off Peak)	-	-	0.00%	-	-	-	-	-	-
Rawat Lab	-	-	0.00%	-	-	-	-	-	-
Company Total	261,857	365	100	1	5,409	44	3,415	(41)	2,092

CHIEF EXECUTIVE OFFICER
RATA TESCO Rawat Lab

Distribution Company: TESCO

Sep,13

Revenue & Subsidy Statement

(Monthly, Quarterly as well as Consolidated)

Description	MDI Charged	Sales	Sales Mix	NEPRA Determined Tariff		GOP Notified Tariff		Subsidy	
				Fixed Charge	Variable Charge	Fixed Charge	Variable Charge	Fixed Charge	Variable Charge
	(KW)	(MWH)	(%)	(Rs/KWH)	(Rs/KWH)	(Rs/KWH)	(Rs/KWH)	(Rs/KWH)	(Rs/KWH)
Residential - A1 Sanctioned Load Less Than 5Kw	-	0	0.00	-	-	-	-	-	-
UP TO 50 Units per month	-	1.01	0.77	-	3.00	-	2.00	-	1.00
Consumption Exceeding 50 Units	-	-	0.00	-	-	-	-	-	-
1-100 Units P/M	-	32.63	24.84	-	11.15	-	5.79	-	5.36
101-300 Units P/M	-	30.26	29.08	-	15.50	-	8.11	-	7.39
301-700 Units P/M	-	27.10	20.63	-	17.50	-	12.33	-	5.17
ABOVE 700 Units	-	20.18	15.36	-	19.50	-	15.07	-	4.43
Time of Day (TOD - Peak) For Load 5Kw & Above	-	-	0.00	-	-	-	-	-	-
Time of Day (TOD - Off-Peak For Load 5Kw & Above	-	0.00	0.00	-	11.50	-	8.22	-	3.28
Temporary E-1 (I) Residential Supply	-	-	0.00	-	-	-	-	-	-
TOTAL DOMESTIC	-	120.19	91.48	-	16.34	-	9.55	-	5.79
Commercial - A2	-	-	0.00	-	-	-	-	-	-
For Load Less 5KW	-	0.82	0.62	-	19.50	-	14.77	-	4.73
For Load requirement 5KW & Above	67	0.01	0.00	17	17.00	400	9.72	(383.00)	7.28
Time of Day (TOD - Peak)	8	-	0.00	-	-	-	-	-	-
Time of Day (TOD - Off-Peak)	-	-	0.00	400	11.50	400	8.01	-	3.49
Temporary E-1(II) Commercial Supply	-	-	0.00	-	-	-	-	-	-
TOTAL COMMERCIAL	75.00	0.83	0.63	0.00	19.48	0.03	14.73	(0.03)	4.75
INDUSTRIAL	-	-	0.00	-	0.00	-	-	-	-
B-1 upto 25 Kw (at 400/230 VOLTS)	-	0.44	0.33	-	15.50	-	10.51	-	4.99
B-1b (09) T Peak	-	-	0.00	-	-	-	-	-	-
B-1b (09) T Off Peak	-	-	0.00	-	-	-	-	-	-
B-2(a) exceeding 25-500 Kw (at 400 Volts)	7,895	1.79	1.36	15	14.50	400	9.14	(385.50)	5.36
B-2 (b) -TOD (Peak) exceeding 25-500 Kw (at 400 Volts)	-	-	0.00	-	-	-	-	-	-
B-2 -TOD (off-peak) exceeding 25-500 Kw (at 400 Volts)	-	-	0.00	-	-	-	-	-	-
B-3 TOD (peak) (for all loads upto 5000 Kw at 11, 33 KV)	3,911	1.68	1.28	11	11.30	380	7.75	(369.00)	3.55
B-3 - TOD (off-peak)	-	-	0.00	-	-	-	-	-	-
B-4 TOD (peak) (for all loads at 66, 132 KV & Above)	-	-	0.00	-	-	-	-	-	-
B-4 TOD (off-peak)	-	-	0.00	-	-	-	-	-	-
Temporary E-2 Industrial Supply	2,167	-	0.00	-	15.50	-	11.50	-	4.00
TOTAL INDUSTRIAL	11,808.17	3.91	2.97	0.04	13.23	1.19	8.69	(1.16)	4.64
Single Point Supply (Bulk)	-	-	0.00	-	0.00	-	-	-	-
C-1 (a) Sanctioned Load Less than 5Kw	-	0.01	0.01	-	16.50	-	11.55	-	4.95
C-1 (b) Sanctioned Load 5Kw & upto 500 Kw	2,317.00	0.54	0.41	16	15.50	400	10.35	(384.50)	5.15
Bulk Supply C-1(c) for supply at 400/230 Volts 5Kw & upto 500 Kw Peak	-	-	0.00	-	-	-	-	-	-
Bulk Supply C-1(c) (TOD) Off-Peak	-	-	0.00	-	-	-	-	-	-
C-2 (a) 11/33 KV upto & Including 5000 Kw	-	-	0.00	-	-	-	-	-	-
Bulk Supply C-2(b) (TOD) Peak 11/33 KV upto & Including 5000 Kw	-	-	0.00	-	-	-	-	-	-
Bulk Supply C-2(b) (TOD) Off-Peak 11/33 KV upto & Including 5000 Kw	-	-	0.00	-	-	-	-	-	-
Bulk Supply C-3 (b) (TOD) Peak at 66 Kv & above & sanctioned load above 5000 Kw	-	-	0.00	-	-	-	-	-	-
Bulk Supply C-3 (b) (TOD) Off-Peak at 66 Kv & above & sanctioned load above 5000 Kw	-	-	0.00	-	-	-	-	-	-
TOTAL BULK SUPPLY	2,317.000	0.56	0.41	0.07	16.62	1.70	10.37	(1.63)	6.16
Agricultural T-Well - Tariff D	-	-	0.00	-	-	-	-	-	-
D-1(a) Scarp Less than 5KW	-	3.94	3.00	-	14.30	-	10.00	-	4.30
D-2 Agri TWell	72,104	1.97	1.50	13	13.30	120	6.77	(100.70)	6.53
D-1 (b) - Peak Scarp & Agricultural 5KW & Above	-	-	0.00	-	-	-	-	-	-
D-1 (b) Off-Peak Scarp & Agricultural 5KW & Above	-	-	0.00	-	-	-	-	-	-
TOTAL AGRICULTURAL TWELL	72,184.00	5.91	4.50	0.16	13.97	1.47	8.92	(1.30)	5.04
Public Lighting - Tariff-G	-	-	0.00	-	-	-	-	-	-
Residential Colony att. to Industrial - H	-	-	0.00	-	-	-	-	-	-
K (AJK)	-	-	0.00	-	-	-	-	-	-
Time of Day (TOD - Peak)	-	-	0.00	-	-	-	-	-	-
Time of Day (TOD - Off-Peak)	-	-	0.00	-	-	-	-	-	-
Rawat Lab	-	-	0.00	-	-	-	-	-	-
Company Total	86,384	131	100	0.01	15.24	0.11	9.53	(0.10)	5.71

CHIEF EXECUTIVE OFFICER
FAIA TESCO Peshawar.

Distribution Company TESCO

Revenue & Subsidy Statement

Sep,13

(Monthly, Quarterly as well as Consolidated)

Description	MDI Charged	Sales	Sales Mix	NEPRA Determined Tariff		GDP, Notified Tariff		Subsidy	
				Fixed Charge	Variable Charge	Fixed Charge	Variable Charge	Fixed Charge	Variable Charge
		(MkWh)	(%)	(Min Rs)	(Min Rs)	(Min Rs)	(Min Rs)	(Min Rs)	(Min Rs)
Residential - A1 Sanctioned Load Less Than 5Kw	-	0	0.00	-	-	-	-	-	-
UPTO-50 Units per month	-	1.01	0.77	-	3	-	2	-	1
Consumption Exceeding 50 Units	-	-	0.00	-	-	-	-	-	-
1-100 Units P/M	-	32.63	24.84	-	364	-	189	-	175
101-300 Units P/M	-	39.26	29.88	-	609	-	318	-	290
301-700 Units P/M	-	27.10	20.63	-	474	-	334	-	140
ABOVE 700 Units	-	20.18	15.35	-	394	-	304	-	89
Time of Day (TOD - Peak) For Load 5Kw & Above	-	-	0.00	-	-	-	-	-	-
Time of Day (TOD - Off-Peak) For Load 5Kw & Above	-	0.00	0.00	-	0	-	0	-	0
Temporary E-1 (I) Residential Supply	-	-	0.00	-	-	-	-	-	-
TOTAL DOMESTIC	-	120.19	91.48	-	1,843	-	1,148	-	698
Commercial - A2	-	-	0.00	-	-	-	-	-	-
For Load Less 5KW	-	0.02	0.62	-	16	-	12	-	4
For Load requirement 5KW & Above	07	0.01	0.00	0	0	0	0	(0)	0
Time of Day (TOD - Peak)	8	-	0.00	-	-	-	-	-	-
Time of Day (TOD - Off-Peak)	-	-	0.00	-	-	-	-	-	-
Temporary E-1 (II) Commercial Supply	-	-	0.00	-	-	-	-	-	-
TOTAL COMMERCIAL	75	0.03	0.03	0	16	0	12	(0)	4
INDUSTRIAL	-	-	0.00	-	-	-	-	-	-
B-1 upto 25 Kw (at 400/230 VOLTS)	-	0.44	0.33	-	7	-	5	-	2
B-1b (09) T Peak	-	-	0.00	-	-	-	-	-	-
B-1b (09) T Off Peak	-	-	0.00	-	-	-	-	-	-
B-2(a) exceeding 25-500 Kw (at 400 Volts)	7,895	1.79	1.36	0	26	3	16	(3)	10
B-2 (b) -TOD (Peak) exceeding 25-500 Kw (at 400 Volts)	-	-	0.00	-	-	-	-	-	-
B-2 -TOD (off-peak) exceeding 25-500 Kw (at 400 Volts)	-	-	0.00	-	-	-	-	-	-
B-3 TOD (peak) (for all loads upto 5000 Kw at 11, 33 KV)	3,911	1.68	1.28	0	19	1	13	(1)	6
B-3 - TOD (off-peak)	-	-	0.00	-	-	-	-	-	-
B-4 TOD (peak) (for all loads at 66, 132 KV & Above)	-	-	0.00	-	-	-	-	-	-
B-4 TOD (off-peak)	-	-	0.00	-	-	-	-	-	-
Temporary E-2 Industrial Supply	2	-	0.00	-	-	-	-	-	-
TOTAL INDUSTRIAL	11,808	3.91	2.97	0	52	5	34	(4)	18
Single Point Supply (Bulk)	-	-	0.00	-	-	-	-	-	-
C-1 (a) Sanctioned Load Less than 5Kw	-	0.01	0.01	-	0	-	0	-	0
C-1 (b) Sanctioned Load 5Kw & upto 500 Kw	2,317	0.64	0.41	0	0	1	0	(1)	3
Bulk Supply C-1(c) for supply at 400/230 Volts 5Kw &	-	-	0.00	-	-	-	-	-	-
Bulk Supply C-1(c) (TOD) Off-Peak	-	-	0.00	-	-	-	-	-	-
C-2 (a) 11/33 KV upto & including 5000 Kw	-	-	0.00	-	-	-	-	-	-
Bulk Supply C-2(b) (TOD) Peak 11/33 KV upto & including 5000 Kw	-	-	0.00	-	-	-	-	-	-
Bulk Supply C-2(b) (TOD) Off-Peak 11/33 KV upto & including 5000 Kw	-	-	0.00	-	-	-	-	-	-
Bulk Supply C-3 (b) (TOD) Peak at 66 Kv & above & sanctioned load above 5000 Kw	-	-	0.00	-	-	-	-	-	-
Bulk Supply C-3 (b) (TOD) Off-Peak at 66 Kv & above & sanctioned load above 5000 Kw	-	-	0.00	-	-	-	-	-	-
TOTAL BULK SUPPLY	2,317	0.65	0.41	0	8	1	6	(1)	3
Agricultural T-Wells - Tariff D	-	-	0.00	-	-	-	-	-	-
D-1(a) Scarp Less than 5KW	-	3.94	3.00	-	56	-	39	-	17
D-2 Agrl T/Well	72,184	1.97	1.50	1	26	9	13	(8)	13
D-1 (b) - Peak Scarp & Agricultural 5KW & Above	-	-	0.00	-	-	-	-	-	-
D-1 (b) Off-Peak Scarp & Agricultural 5KW & Above	-	-	0.00	-	-	-	-	-	-
TOTAL AGRICULTURAL T/Well	72,184	5.91	4.50	1	83	9	53	(8)	30
Public Lighting - Tariff-G	-	-	0.00%	-	-	-	-	-	-
Residential Colony att. to Industrial - H	-	-	0.00%	-	-	-	-	-	-
K (AJK)	-	-	0.00%	-	-	-	-	-	-
Time of Day (TOD - Peak)	-	-	0.00%	-	-	-	-	-	-
Time of Day (TOD - Off-Peak)	-	-	0.00%	-	-	-	-	-	-
Rawat Lab	-	-	0.00%	-	-	-	-	-	-
Company Total	86,364	131	100	1	2,002	14	1,252	(13)	750

CHIEF EXECUTIVE OFFICER
FAIA TESCO Peshawar.

Distribution Company: TESCO

Aug,13

Revenue & Subsidy Statement

(Monthly, Quarterly as well as Consolidated)

Description	MDI Charged	Sales	Sales Mix	NEPRA Determined Tariff		GOP Notified Tariff		Subsidy	
				Fixed Charge	Variable Charge	Fixed Charge	Variable Charge	Fixed Charge	Variable Charge
	(KW)	(MWh)	(%-age)	(Rs/KWh)	(Rs/KWh)	(Rs/KWh)	(Rs/KWh)	(Rs/KWh)	(Rs/KWh)
Residential - A1 Sanctioned Load Less Than 5Kw	-	0	0.00	-	-	-	-	-	-
UPTO-50 Units per month	-	1.24	1.02	-	3.00	-	2.00	-	1.00
Consumption Exceeding 50 Units	-	-	0.00	-	-	-	-	-	-
1-100 Units P/M	-	30.92	25.32	-	11.15	-	5.79	-	5.36
101-300 Units P/M	-	38.00	31.11	-	15.50	-	8.11	-	7.39
301-700 Units P/M	-	23.47	19.22	-	17.50	-	12.33	-	5.17
ABOVE 700 Units	-	17.23	14.11	-	19.50	-	15.07	-	4.43
Time of Day (TOD - Peak) For Load 5Kw & Above	-	-	0.00	-	-	-	-	-	-
Time of Day (TOD - Off-Peak) For Load 5Kw & Above	-	0.01	0.00	-	11.50	-	8.22	-	3.28
Temporary E-1 (I) Residential Supply	-	0.00	0.00	-	19.50	-	15.50	-	4.00
TOTAL DOMESTIC	-	110.86	90.78	-	15.19	-	9.37	-	5.82
Commercial - A2	-	-	0.00	-	-	-	-	-	-
For Load Less 5KW	-	0.88	0.72	-	19.50	-	14.77	-	4.73
For Load requirement 5KW & Above	26	0.00	0.00	17	17.00	400	17.72	(303.00)	7.28
Time of Day (TOD - Peak)	-	-	0.00	-	-	-	-	-	-
Time of Day (TOD - Off-Peak)	8	-	0.00	400	11.50	400	8.01	-	3.49
Temporary E-1(II) Commercial Supply	-	-	0.00	-	-	-	-	-	-
TOTAL COMMERCIAL	33.00	0.89	0.73	0.00	19.49	0.01	14.76	(0.01)	4.74
INDUSTRIAL	-	-	0.00	-	0.00	-	-	-	-
B-1 upto 25 Kw (at 400/230 VOLTS)	-	1.13	0.92	-	15.50	-	10.51	-	4.99
B-1b (03) T Peak	-	-	0.00	-	-	-	-	-	-
B-1b (03) T Off Peak	-	-	0.00	-	-	-	-	-	-
B-2(a) exceeding 25-500 Kw (at 400 Volts)	10,116.000	2.31	1.89	15	14.50	400	9.14	(385.50)	5.36
B-2 (b) -TOD (Peak) exceeding 25-500 Kw (at 400 Volts)	-	-	0.00	-	-	-	-	-	-
B-2 -TOD (off-peak) exceeding 25-500 Kw (at 400 Volts)	-	-	0.00	-	-	-	-	-	-
B-3 TOD (peak) (for all loads upto 5000 Kw at 11, 33 KV)	-	-	0.00	-	-	-	-	-	-
B-3 - TOD (off-peak)	3,765	1.03	0.89	11	11.30	380	7.75	(508.70)	3.55
B-4 TOD (peak) (for all loads at 66, 132 KV & Above)	-	-	0.00	-	-	-	-	-	-
B-4 TOD (off-peak)	-	-	0.00	-	-	-	-	-	-
Temporary E-2 Industrial Supply	-	-	0.00	-	15.50	-	11.50	-	4.00
TOTAL INDUSTRIAL	13,881.00	4.62	3.70	0.04	13.98	1.21	9.16	(1.17)	4.83
Single Point Supply (Bulk)	-	-	0.00	-	0.00	-	-	-	-
C-1 (a) Sanctioned Load Less than 5Kw	-	0.01	0.00	-	16.50	-	11.55	-	4.95
C-1 (b) Sanctioned Load 5Kw & upto 500 Kw	1,913	0.49	0.40	16	15.50	400	10.35	(384.50)	5.15
Bulk Supply C-1(c) for supply at 400/230 Volts 5Kw & upto 500 Kw Peak	-	-	0.00	-	-	-	13.01	-	(13.01)
Bulk Supply C-1(c) (TOD) Off-Peak	-	-	0.00	-	-	-	8.01	-	(8.01)
C-2 (a) 11/33 KV upto & Including 5000 Kw	-	-	0.00	-	-	-	10.25	-	(10.25)
Bulk Supply C-2(b) (TOD) Peak 11/33 KV upto & Including 5000 Kw	-	-	0.00	-	-	-	12.60	-	(12.60)
Bulk Supply C-2(b) (TOD) Off-Peak 11/33 KV upto & Including 5000 Kw	-	-	0.00	-	-	-	7.75	-	(7.75)
Bulk Supply C-3 (b) (TOD) Peak at 66 Kv & above & sanctioned load above 5000 Kw	-	-	0.00	-	-	-	12.18	-	(12.18)
Bulk Supply C-3 (b) (TOD) Off-Peak at 66 Kv & above & sanctioned load above 5000 Kw	-	-	0.00	-	-	-	7.35	-	(7.35)
TOTAL BULK SUPPLY	1,913.00	0.50	0.41	0.06	15.51	1.54	10.36	(1.48)	5.15
Agricultural T-Well - Tariff D	-	-	0.00	-	-	-	-	-	-
D-1(a) Scarp Less than 5KW	-	1.23	1.01	-	14.30	-	10.00	-	4.30
D-2 Agri T/Well	72,139	4.12	3.37	13	13.30	120	6.77	(106.70)	6.53
D-1 (b) - Peak Scarp & Agricultural 5KW & Above	-	-	0.00	-	-	-	13.00	-	(13.00)
D-1 (b) Off-Peak Scarp & Agricultural 5KW & Above	-	-	0.00	-	-	-	8.00	-	(8.00)
TOTAL AGRICULTURAL T/Well	72,139.00	5.35	4.38	0.18	13.53	1.62	7.51	(1.44)	6.02
Public Lighting - Tariff-G	-	-	0.00	-	-	-	-	-	-
Residential Colony att. to Industrial - H	-	-	0.00	-	-	-	-	-	-
K (AJK)	-	-	0.00	-	-	-	-	-	-
Time of Day (TOD - Peak)	-	-	0.00	-	-	-	-	-	-
Time of Day (TOD - Off-Peak)	-	-	0.00	-	-	-	-	-	-
Rawal Lab	-	-	0.00	-	-	-	-	-	-
Company Total	87,966	122	100	0.01	15.11	0.12	9.32	(0.11)	5.78

CHIEF EXECUTIVE OFFICER
 FATA TESCO Rawal.

Distribution Company TESCO
Revenue & Subsidy Statement

Aug,13

(Monthly, Quarterly as well as Consolidated)

Description	MDI Charged	Sales (MkWh)	Sales Mix (%)	NEPRA Determined Tariff		GOP Notified Tariff		Subsidy	
				Fixed Charge	Variable Charge	Fixed Charge	Variable Charge	Fixed Charge	Variable Charge
				(Min Rs)	(Min Rs)	(Min Rs)	(Min Rs)	(Min Rs)	(Min Rs)
Residential - A1 Sanctioned Load Less Than 5Kw	-	0	0.00	-	-	-	-	-	-
UPTO-50 Units per month	-	1.24	1.02	-	4	-	2	-	1
Consumption Exceeding 50 Units	-	-	0.00	-	-	-	-	-	-
1-100 Units P/M	-	30.92	25.32	-	345	-	179	-	166
101-300 Units P/M	-	38.00	31.11	-	589	-	308	-	281
301-700 Units P/M	-	23.47	19.22	-	411	-	289	-	121
ABOVE 700 Units	-	17.23	14.11	-	336	-	260	-	76
Time of Day (TOD - Peak) For Load 5Kw & Above	-	-	0.00	-	-	-	-	-	-
Time of Day (TOD - Off-Peak) For Load 5Kw & Above	-	0.01	0.00	-	0	-	0	-	0
Temporary E-1 (I) Residential Supply	-	0.00	0.00	-	0	-	0	-	0
TOTAL DOMESTIC	-	110.86	90.78	-	1,084	-	1,030	-	645
Commercial - A2	-	-	0.00	-	-	-	-	-	-
For Load Less 5KW	-	0.88	0.72	-	17	-	13	-	4
For Load requirement 5KW & Above	25	0.00	0.00	0	0	0	0	(0)	0
Time of Day (TOD - Peak)	-	-	0.00	-	-	-	-	-	-
Time of Day (TOD - Off-Peak)	8	-	0.00	0	-	0	-	-	-
Temporary E-1 (II) Commercial Supply	-	-	0.00	-	-	-	-	-	-
TOTAL COMMERCIAL	33	0.89	0.73	0	17	0	13	(0)	4
INDUSTRIAL	-	-	0.00	-	-	-	-	-	-
B-1 upto 25 Kw (at 400/230 VOLTS)	-	1.13	0.92	-	17	-	12	-	6
B-1b (09) T Peak	-	-	0.00	-	-	-	-	-	-
B-1b (09) T Off Peak	-	-	0.00	-	-	-	-	-	-
B-2(a) exceeding 25-500 Kw (at 400 Volts)	10,116	2.31	1.89	0	34	4	21	(4)	12
B-2 (b) -TOD (Peak) exceeding 25-500 Kw (at 400 Volts)	-	-	0.00	-	-	-	-	-	-
B-2 -TOD (off-peak) exceeding 25-500 Kw (at 400 Volts)	-	-	0.00	-	-	-	-	-	-
B-3 TOD (peak) (for all loads upto 5000 Kw at 11, 33 KV)	-	-	0.00	-	-	-	-	-	-
B-3 - TOD (off-peak)	3,765	1.08	0.89	0	12	1	8	(1)	4
B-4 TOD (peak) (for all loads at 66, 132 KV & Above)	-	-	0.00	-	-	-	-	-	-
B-4 TOD (off-peak)	-	-	0.00	-	-	-	-	-	-
Temporary E-2 Industrial Supply	-	-	0.00	-	-	-	-	-	-
TOTAL INDUSTRIAL	13,881	4.62	3.70	0	63	5	41	(5)	22
Single Point Supply (Bulk)	-	-	0.00	-	-	-	-	-	-
C-1 (a) Sanctioned Load Less than 5Kw	-	0.01	0.00	-	0	-	0	-	0
C-1 (b) Sanctioned Load 5Kw & upto 500 Kw	1,913	0.49	0.40	0	8	1	5	(1)	3
Bulk Supply C-1(c) for supply at 400/230 Volts 5Kw &	-	-	0.00	-	-	-	-	-	-
Bulk Supply C-1(c) (TOD) Off-Peak	-	-	0.00	-	-	-	-	-	-
C-2 (a) 11/33 KV upto & including 5000 Kw	-	-	0.00	-	-	-	-	-	-
Bulk Supply C-2(b) (TOD) Peak 11/33 KV upto & including 5000 Kw	-	-	0.00	-	-	-	-	-	-
Bulk Supply C-2(b) (TOD) Off-Peak 11/33 KV upto & including 5000 Kw	-	-	0.00	-	-	-	-	-	-
Bulk Supply C-3 (I) (TOD) Peak at 66 Kv & above & sanctioned load above 5000 Kw	-	-	0.00	-	-	-	-	-	-
Bulk Supply C-3 (b) (TOD) Off-Peak at 66 Kv & above & sanctioned load above 5000 Kw	-	-	0.00	-	-	-	-	-	-
TOTAL BULK SUPPLY	1,913	0.50	0.41	0	8	1	5	(1)	3
Agricultural T- Wells - Tariff D	-	-	0.00	-	-	-	-	-	-
D-1(a) Scarp Less than 5KW	-	1.23	1.01	-	18	-	12	-	5
D-2 Agri T/Well	72,139	4.12	3.37	1	55	9	28	(8)	27
D-1 (b) - Peak Scarp & Agricultural 5KW & Above	-	-	0.00	-	-	-	-	-	-
D-1 (b) Off-Peak Scarp & Agricultural 5KW & Above	-	-	0.00	-	-	-	-	-	-
TOTAL AGRICULTURAL T/ WELL	72,139	6.36	4.38	1	72	9	40	(9)	32
Public Lighting - Tariff G	-	-	0.00%	-	-	-	-	-	-
Residential Colony att. to Industrial - H	-	-	0.00%	-	-	-	-	-	-
K (AJK)	-	-	0.00%	-	-	-	-	-	-
Time of Day (TOD - Peak)	-	-	0.00%	-	-	-	-	-	-
Time of Day (TOD - Off-Peak)	-	-	0.00%	-	-	-	-	-	-
Rawat Lab	-	-	0.00%	-	-	-	-	-	-
Company Total	87,966	122	100	1	1,845	15	1,139	(14)	708

CHIEF EXECUTIVE OFFICER
F&IA TESCO, Rawat.

Distribution Company: TESCO

Jul,13

Revenue & Subsidy Statement

(Monthly, Quarterly as well as Consolidated)

Description	MDI Charged	Sales	Sales M	NEPRA Determined Tariff		GOP Notified Tariff		Subsidy	
				Fixed Charge	Variable Charge	Fixed Charge	Variable Charge	Fixed Charge	Variable Charge
	(KW)	(MWh)	(%age)	(Rs/KW/M)	(Rs/KWh)	(Rs/KW/M)	(Rs/KWh)	(Rs/KW/M)	(Rs/KWh)
Residential - A1 Sanctioned Load Less Than 5Kw	-	-	0.00	-	-	-	-	-	-
UPTO-50 Units per month	-	1.92	1.72	-	3.00	-	2.00	-	1.00
Consumption Exceeding 50 Units	-	-	0.00	-	-	-	-	-	-
1-100 Units P/M	-	29.44	26.31	-	11.15	-	5.79	-	5.36
101-300 Units P/M	-	35.69	31.89	-	15.50	-	8.11	-	7.39
301-700 Units P/M	-	19.03	17.01	-	17.50	-	12.33	-	5.17
ABOVE 700 Units	-	15.64	13.98	-	19.50	-	15.07	-	4.43
Time of Day (TOD - Peak) For Load 5Kw & Above	-	-	0.00	-	-	-	-	-	-
Time of Day (TOD - Off-Peak) For Load 5Kw & Above	-	0.004	0.00	-	11.50	-	8.22	-	3.28
Temporary E-1 (i) Residential Supply	-	0.00	0.00	-	19.50	-	15.50	-	4.00
TOTAL DOMESTIC	-	101.72	90.91	-	14.99	-	9.18	-	6.81
Commercial - A2	-	-	0.00	-	-	-	-	-	-
For Load Less 5KW	-	0.66	0.59	-	19.50	-	14.77	-	4.73
For Load requirement 5KW & Above	25	0.005	0.00	17	17.00	400	9.72	(383.00)	7.28
Time of Day (TOD - Peak)	-	0.00	0.00	-	-	-	-	-	-
Time of Day (TOD - Off-Peak)	8	-	0.00	400	11.50	400	11.01	-	3.49
Temporary E-1(ii) Commercial Supply	-	-	0.00	-	-	380	11.00	(380.00)	(8.00)
TOTAL COMMERCIAL	33	0.67	0.60	0.01	19.42	0.02	14.69	(0.01)	4.73
INDUSTRIAL	-	-	0.00	-	0.00	-	-	-	-
B-1 upto 25 Kw (at 400/230 VOLTS)	-	0.97	0.87	-	15.50	-	10.51	-	4.99
B-1b (09) T Peak	-	-	0.00	-	-	-	-	-	-
B-1b (09) T Off Peak	-	-	0.00	-	-	-	-	-	-
B-2(a) exceeding 25-500 Kw (at 400 Volts)	9,469	2.35	2.10	15	14.50	400	9.14	(385.50)	5.36
B-2 (b) -TOD (Peak) exceeding 25-500 Kw (at 400 Volts)	-	-	0.00	-	-	-	-	-	-
B-2 -TOD (off-peak) exceeding 25-500 Kw (at 400 Volts)	-	-	0.00	-	-	-	-	-	-
B-3 TOD (peak) (for all loads upto 5000 Kw at 11, 33 KV)	-	-	0.00	-	-	-	-	-	-
B-3 - TOD (off-peak)	3,449	1.32	1.18	11	11.30	380	7.75	(368.70)	3.55
B-4 TOD (peak) (for all loads at 66, 132 KV & Above)	-	-	0.00	-	-	-	-	-	-
B-4 TOD (off-peak)	-	-	0.00	-	-	-	-	-	-
Temporary E-2 Industrial Supply	-	-	0.00	-	15.50	-	11.50	-	4.00
TOTAL INDUSTRIAL	12,918	4.64	4.15	0.04	13.80	1.10	9.03	(1.06)	4.77
Single Point Supply (Bulk)	-	-	0.00	-	0.00	-	-	-	-
C-1 (a) Sanctioned Load Less than 5Kw	-	0.01	0.01	-	16.50	-	11.55	-	4.95
C-1 (b) Sanctioned Load 5Kw & upto 500 Kw	2,417	0.47	0.42	10	15.60	400	10.35	(384.50)	5.16
Bulk Supply C-1(c) for supply at 400/230 Volts 5Kw & upto 500 Kw Peak	-	-	0.00	-	-	-	-	-	-
Bulk Supply C-1(c) (TOD) Off-Peak	-	-	0.00	-	-	-	-	-	-
C-2 (a) 11/33 KV upto & including 5000 Kw	-	-	0.00	-	-	-	-	-	-
Bulk Supply C-2(b) (TOD) Peak 11/33 KV upto & including 5000 Kw	-	-	0.00	-	-	-	-	-	-
Bulk Supply C-2(b) (TOD) Off-Peak 11/33 KV upto & including 5000 Kw	-	-	0.00	-	-	-	-	-	-
Bulk Supply C-3 (b) (TOD) Peak at 66 Kv & above & sanctioned load above 5000 Kw	-	-	0.00	-	-	-	-	-	-
Bulk Supply C-3 (b) (TOD) Off-Peak at 66 Kv & above & sanctioned load above 5000 Kw	-	-	0.00	-	-	-	-	-	-
TOTAL BULK SUPPLY	2,417.0	0.48	0.43	0.08	15.61	2.03	10.37	(1.95)	6.16
Agricultural T-Well - Tariff D	-	-	0.00	-	-	-	-	-	-
D-1(a) Scarp Less than 5KW	-	1.20	1.07	-	14.30	-	10.00	-	4.30
D-2 Agri T/Well	72,139	3.19	2.85	13	13.30	120	6.77	(105.70)	6.53
D-1 (b) - Peak Scarp & Agricultural 5KW & Above	-	-	0.00	-	-	-	-	-	-
D-1 (b) Off-Peak Scarp & Agricultural 5KW & Above	-	-	0.00	-	-	-	-	-	-
TOTAL AGRICULTURAL TWELL	72,139.00	4.39	3.92	0.22	13.57	1.97	7.65	(1.75)	5.92
Public Lighting - Tariff-G	-	-	0.00	-	-	-	-	-	-
Residential Colony att. to Industrial - H	-	-	0.00	-	-	-	-	-	-
K (AJK)	-	-	0.00	-	-	-	-	-	-
Time of Day (TOD - Peak)	-	-	0.00	-	-	-	-	-	-
Time of Day (TOD - Off-Peak)	-	-	0.00	-	-	-	-	-	-
Rawat Lab	-	-	0.00	-	-	-	-	-	-
Company Total	87,507	112	100	0.01	14.92	0.13	9.16	(0.12)	6.76

Chief Executive Officer
TESCO Residential

Distribution Company TESCO

Revenue & Subsidy Statement

Jul,13

(Monthly, Quarterly as well as Consolidated)

Description	MDI Charged	Sales (MkWh)	Sales Mix (%)	NEPRA Determined Tariff		GOP Notified Tariff		Subsidy	
				Fixed Charge	Variable Charge	Fixed Charge	Variable Charge	Fixed Charge	Variable Charge
				(Min 1%)	(Min 1%)	(Min 1%)	(Min 1%)	(Min 1%)	(Min 1%)
Residential - A1 Sanctioned Load Less Than 5Kw	-	0	0.00	-	-	-	-	-	-
UPTO-50 Units per month	-	1.92	1.72	-	8	-	4	-	2
Consumption Exceeding 50 Units	-	-	0.00	-	-	-	-	-	-
1-100 Units P/M	-	29.44	26.31	-	328	-	170	-	158
101-300 Units P/M	-	35.69	31.89	-	553	-	289	-	264
301-700 Units P/M	-	19.03	17.01	-	333	-	235	-	98
ABOVE 700 Units	-	15.64	13.98	-	305	-	236	-	69
Time of Day (TOD - Peak) For Load 5Kw & Above	-	-	0.00	-	-	-	-	-	-
Time of Day (TOD - Off-Peak) For Load 5Kw & Above	-	0.00	0.00	-	0	-	0	-	0
Temporary E-1 (i) Residential Supply	-	0.00	0.00	-	0	-	0	-	0
TOTAL DOMESTIC	-	101.72	90.91	-	1,525	-	934	-	691
Commercial - A2	-	-	0.00	-	-	-	-	-	-
For Load Less 5KW	-	0.66	0.59	-	13	-	10	-	3
For Load requirement 5KW & Above	25	0.01	0.00	0	0	0	0	(0)	0
Time of Day (TOD - Peak)	-	0.00	0.00	-	-	-	-	-	-
Time of Day (TOD - Off-Peak)	0	-	0.00	0	-	0	-	-	-
Temporary E-1(ii) Commercial Supply	-	-	0.00	-	-	-	-	-	-
TOTAL COMMERCIAL	33	0.67	0.60	0	13	0	10	(0)	3
INDUSTRIAL	-	-	0.00	-	-	-	-	-	-
B-1 upto 25 Kw (at 400/230 VOLTS)	-	0.97	0.87	-	15	-	10	-	5
B-1b (09) T Peak	-	-	0.00	-	-	-	-	-	-
B-1b (09) T Off Peak	-	-	0.00	-	-	-	-	-	-
B-2(a) exceeding 25-500 Kw (at 400 Volts)	9,469	2.35	2.10	0	34	4	21	(4)	13
B-2 (b) -TOD (Peak) exceeding 25-500 Kw (at 400 Volts)	-	-	0.00	-	-	-	-	-	-
B-2 -TOD (off-peak) exceeding 25-500 Kw (at 400 Volts)	-	-	0.00	-	-	-	-	-	-
B-3 TOD (peak) (for all loads upto 5000 Kw at 11, 33 KV)	-	-	0.00	-	-	-	-	-	-
B-3 - TOD (off-peak)	3,449	1.32	1.18	0	15	1	10	(1)	5
B-4 TOD (peak) (for all loads at 66, 132 KV & Above)	-	-	0.00	-	-	-	-	-	-
B-4 TOD (off-peak)	-	-	0.00	-	-	-	-	-	-
Temporary E-2 Industrial Supply	-	-	0.00	-	-	-	-	-	-
TOTAL INDUSTRIAL	12,918	4.64	4.15	0	64	5	42	(5)	22
Single Point Supply (Bulk)	-	-	0.00	-	-	-	-	-	-
C-1 (a) Sanctioned Load Less than 5Kw	-	0.01	0.01	-	0	-	0	-	0
C-1 (b) Sanctioned Load 5Kw & upto 500 Kw	2,417	0.47	0.42	0	7	1	5	(1)	2
Bulk Supply C-1(c) for supply at 400/230 Volts 5Kw & Above	-	-	0.00	-	-	-	-	-	-
Bulk Supply C-1(d) (TOD) Off-Peak	-	-	0.00	-	-	-	-	-	-
C-2 (a) 11/33 KV upto & Including 5000 Kw	-	-	0.00	-	-	-	-	-	-
Bulk Supply C-2(b) (TOD) Peak 11/33 KV upto & Including 5000 Kw	-	-	0.00	-	-	-	-	-	-
Bulk Supply C-2(b) (TOD) Off-Peak 11/33 KV upto & Including 5000 Kw	-	-	0.00	-	-	-	-	-	-
Bulk Supply C-3 (b) (TOD) Peak at 66 Kv & above & sanctioned load above 5000 Kw	-	-	0.00	-	-	-	-	-	-
Bulk Supply C-3 (b) (TOD) Off-Peak at 66 Kv & above & sanctioned load above 5000 Kw	-	-	0.00	-	-	-	-	-	-
TOTAL BULK SUPPLY	2,417	0.48	0.43	0	7	1	5	(1)	2
Agricultural T-Well - Tariff D	-	-	0.00	-	-	-	-	-	-
D-1(a) Scarp Less than 5KW	-	1.20	1.07	-	17	-	12	-	5
D-2 Agri TWell	72,139	3.19	2.85	1	42	9	22	(8)	21
D-1 (b) - Peak Scarp & Agricultural 5KW & Above	-	-	0.00	-	-	-	-	-	-
D-1 (b) Off-Peak Scarp & Agricultural 5KW & Above	-	-	0.00	-	-	-	-	-	-
TOTAL AGRICULTURAL TWell	72,139	4.39	3.92	1	60	9	34	(8)	26
Public Lighting - Tariff-G	-	-	0.00%	-	-	-	-	-	-
Residential Colony att. to Industrial - H	-	-	0.00%	-	-	-	-	-	-
K (AJK)	-	-	0.00%	-	-	-	-	-	-
Time of Day (TOD - Peak)	-	-	0.00%	-	-	-	-	-	-
Time of Day (TOD - Off-Peak)	-	-	0.00%	-	-	-	-	-	-
Rawat Lab	-	-	0.00%	-	-	-	-	-	-
Company Total	87,607	112	100	1	1,669	15	1,024	(14)	645

CHIEF EXECUTIVE OFFICER
FAIA TESCO Peshawar.

Distribution Company: TESCO
TESCO Tariff Statement

June-14

Description	MDV Charge	Basic	Peak	No. of Consumers	Applicable Rate		Billed Amount		Subsidy Amount	
					Fixed Charge	Variable Charge	Fixed Charge	Variable Charge	Fixed Charge	Variable Charge
		(MkWh)	(%age)		(Rs/wh/m)	(Rs/wh)	Rs(Min)	Rs(Min)	Rs(Min)	Rs(Min)
Residential - A1 Sanctioned Load Less Than 5Kw	-	0	0.00							
UPTO-50 Units per month	-	1.77	2.03	111972		2.00		3.53		0.178
Consumption Exceeding 50 Units	-		0.00							
1-100 Units P/M	-	16.11	18.65	75016		n / u		61.70		16.61
101-300 Units P/M	-	16.86	19.19	146902		8.11		135.24		28.289
301-700 Units P/M	-	18.42	21.20	52390		16.00		294.64		17.714
ABOVE 700 Units	-	16.02	18.44	13730		18.00		268.32		4.033
Time of Day (TOD - Peak) For Load 5Kw & Above	-	5.67	8.53							
Time of Day (TOD - Off-Peak) For Load 5Kw & Above	-	0.00	0.00	1		12.50		0.04		0.001
Temporary E-1 (i) Residential Supply	-	-	0.00	27		15.50		-		0
TOTAL DOMESTIC	-	74.66	85.93	400598	-	10.92	0	815.06		56.821
Commercial - A2										
For Load Less 5KW	58	0.73	0.84	28118		18.00	0	13.12		1.268
For Load requirement 5KW & Above	2	0.00	0.00	9	400	16.00	0.00	0.06		0.024
Time of Day (TOD - Peak)	-	-	0.00	2			0.00	-		0
Time of Day (TOD - Off-Peak)	-	-	0.00		400	12.50	0.00	-		0
Temporary E-1(ii) Commercial Supply	-	-	0.00	3			0.00	-		0
TOTAL COMMERCIAL	60.00	0.73	0.84	28132	0.00	17.99	0.00	13.19		1.292
INDUSTRIAL										
B-1 upto 25 Kw (at 400/230 VOLTS)	-	1.04	1.20	3575		14.50	0.00	15.11		2.376
B-1b (09) T Peak	-	-	0.00			14.50	0.00	-		
B-1b (09) T Off Peak	-	-	0.00				0.00	-		
B-2(a) exceeding 25-500 Kw (at 400 Volts)	7,382	1.85	2.13	456	400	14.00	2.95	25.86		7.159
B-2 (b) -TOD (Peak) exceeding 25-500 Kw (at 400 Volts)	-	-	0.00				0.00	-		
B-2 -TOD (off-peak) exceeding 25-500 Kw (at 400 Volts)	-	-	0.00				0.00	-		
B-3 TOD (peak) (for all loads upto 5000 Kw at 11, 33 KV)	-	-	0.00				0.00	-		
B-3 - TOD (off-peak)	14,864	3.31	3.81	4	380	12.20	5.65	40.36		10.275
B-4 T(r) (peak) (for all loads at 66, 132 KV & Above)	-	-	0.00				(1.00)	-		
B-4 T(r) (off-peak)	-	-	0.00				(1.00)	-		
Temporary E-2 Industrial Supply	-	-	0.00			12.00	0.00	-		
TOTAL INDUSTRIAL	22,246.00	6.20	7.13	4035	1.39	13.12	8.60	81.32		19.81
Single Point Supply (Bulk)										
C-1 (a) Sanctioned Load Less than 5Kw	2	0.00	0.00	2		15.00	0.00	0.06		0.022
C-1 (b) Sanctioned Load 5Kw & upto 500 Kw	2,753	0.56	0.84	53	400	14.50	1.10	8.11		2.167
Bulk Supply C-1(c) for supply at 400/230 Volts 5Kw & upto 500 Kw Peak	-	-	0.00							
Bulk Supply C-1(c) (TOD) Off-Peak	-	-	0.00							
C-2 (a) 11/33 KV upto & including 5000 Kw	-	-	0.00							
Bulk Supply C-2(b) (TOD) Peak 11/33 KV upto & including 5000 Kw	-	-	0.00							
Bulk Supply C-2(b) (TOD) Off-Peak 11/33 KV upto & including 5000 Kw	-	-	0.00							
Bulk Supply C-3 (b) (TOD) Peak at 66 Kv & above & sanctioned load above 5000 Kw	-	-	0.00							
Bulk Supply C-3 (b) (TOD) Off-Peak at 66 Kv & above & sanctioned load above 5000 Kw	-	-	0.00							
TOTAL BULK SUPPLY	2,755.00	0.56	0.85	55	1.98	14.50	1.10	8.17		2.189
Agricultural T-Well - Tariff D										
D-1(a) Scarp Less than 5KW	-	1.66	1.91	862		13.01	0.00	21.57		6.516
D-2 Agri TWell	72,184	3.07	3.53	7686	200	10.35	14.44	31.78	4.052	13.997
D-1 (b) - Peak Scarp & Agricultural 5KW & Above	-	-	0.00				0.00	-		
D-1 (b) Off-Peak Scarp & Agricultural 5KW & Above	-	-	0.00				0.00	-		
TOTAL AGRICULTURAL TWELL	72,184.00	4.73	5.44	8548	3.05	11.28	14.44	53.33	4.052	20.513
Public Lighting - Tariff G	-	-	-	-	-	-	-	-	-	-
Residential Colony att. to Industrial - H	-	-	-	-	-	-	-	-	-	-
K (AJK)	-	-	-	-	0	-	-	-	-	-
Time of Day (TOD - Peak)	-	-	-	-	0	-	-	-	-	-
Time of Day (TOD - Off-Peak)	-	-	-	-	0	-	-	-	-	-
Rawat Lab	-	-	-	-	-	-	-	-	-	-
Company Total	97,245	86.9	100%	441,388	0.28	11.18	24.14	971	4.05	102.6

CHIEF EXECUTIVE OFFICER
FAIA TESCO Peshawar

Distribution Company: TESCO
TESCO Tariff Statement

May-14

Description	MDI Charged	Sales	Sales Mx	No of Consumers	Applicable Rate		Billed Amount		Subsidy Amount	
					Fixed Charge	Variable Charge	Fixed Charge	Variable Charge	Fixed Charge	Variable Charge
		(MVAH)	(MVAH)		(Rs/Conn)	(Rs/kwh)	(Rs/Min)	(Rs/Min)	(Rs/Min)	(Rs/Min)
Residential - A1 Sanctioned Load Less Than 5Kw	-	0	0.00							
UPTO-50 Units per month	-	0.18	0.96	82597		2.00		0.36		2.837
Consumption Exceeding 50 Units	-	-	0.00							
1-100 Units P/M	-	3.53	18.83	119454		5.79		20.44		203.606
101-300 Units P/M	-	3.11	16.59	136142		8.11		25.22		43.164
301-700 Units P/M	-	1.63	8.70	51610		12.33		20.10		63.848
ABOVE 700 Units	-	0.81	4.85	10767		15.07		13.71		34.985
Time of Day (TOD - Peak) For Load 5Kw & Above	-	-	0.00							
Time of Day (TOD - Off-Peak) For Load 5Kw & Above	-	-	0.00	27		6.22		-		12.983
Temporary E-1 (i) Residential Supply	-	0.00	0.02	1		-		-		0.011
TOTAL DOMESTIC	-	9.38	49.96	400588	-	8.53	0	79.83		381.737
Commercial - A2	-	-	0.00	26116			0	-		1.125
For Load Less 5KW	-	-	0.00							
For Load requirement 5KW & Above	-	0.27	1.44	9	400	14.77	0.00	3.99		0.003
Time of Day (TOD - Peak)	43	0.00	0.02				0.00	-		
Time of Day (TOD - Off-Peak)	2	-	0.00	2	400	9.72	0.00	-		
Temporary E-1(ii) Commercial Supply	-	-	0.00	3		8.01	0.00	-		
TOTAL COMMERCIAL	45.00	0.27	1.48	28132	0.00	14.59	0.00	3.99		1.128
INDUSTRIAL	-	-	-	-	-	-	-	-	-	-
B-1 upto 25 Kw (at 400/230 VOLT)	-	0.80	4.27	3574		10.51	0.00	8.41		0.864
B-1b (99) T Peak	-	-	0.00				0.00	-		
B-1b (99) T Off Peak	-	-	0.00				0.00	-		
B-2(a) exceeding 25-500 Kw (at 400 Volts)	5,156	1.33	7.10	456	400	9.14	2.06	12.16		0.974
B-2 (b) -TOD (Peak) exceeding 25-500 Kw (at 400 Volts)	-	-	0.00				0.00	-		
B-2 -TOD (off-peak) exceeding 25-500 Kw (at 400 Volts)	-	-	0.00				0.00	-		
B-3 TOD (peak) (for all loads upto 5000 Kw at 11.33 KV)	-	-	0.00				0.00	-		
B-3 -TOD (off-peak)	10,579	2.80	15.47	4	380	7.75	4.02	22.48		2.532
B-4 TOD (peak) (for all loads at 66, 132 KV & Above)	-	-	0.00				0.00	-		
B-4 TOD (off-peak)	-	0.00	0.02				0.00	-		
Temporary E-2 Industrial Supply	-	-	0.00		380	11.50	0.00	-		
TOTAL INDUSTRIAL	18,738.00	8.03	28.88	4914	1.21	8.83	0.06	43.04		4.31
Single Point Supply (Bulk)	-	-	-	-	-	-	-	-	-	-
C-1 (a) Sanctioned Load Less than 5Kw	2	0.00	0.02	2		11.55	0.00	0.05		0.001
C-1 (b) Sanctioned Load 5Kw & upto 500 Kw	2,112	0.42	2.24	53	400	10.35	0.84	4.35		0.24
Bulk Supply C-1(c) for supply at 400/230 Volts 5Kw & upto 500 Kw	-	-	0.00							
Bulk Supply C-1(c) (TOD) Off-Peak	-	-	0.00							
C-2 (a) 11/33 KV upto & including 5000 Kw	-	-	0.00							
Bulk Supply C-2(b) (TOD) Peak 11/33 KV upto & including 5000 Kw	-	-	0.00							
Bulk Supply C-2(b) (TOD) Off-Peak 11/33 KV upto & including 5000 Kw	-	-	0.00							
Bulk Supply C-3 (b) (TOD) Peak at 86 Kv & above & sanctioned load above 5000 Kw	-	-	0.00							
Bulk Supply C-3 (b) (TOD) Off-Peak at 86 Kv & above & sanctioned load above 5000 Kw	-	-	0.00							
TOTAL BULK SUPPLY	2,114.00	0.42	2.28	55	1.99	10.36	0.84	4.40		0.243
Agricultural T-Well - Tariff D	-	-	-	-	-	-	-	-	-	-
D-1(a) Scarp Less than 5KW	-	1.51	8.06	882		10.00	0.00	15.10		2.575
D-2 Agri T-Well	50,657	2.14	11.42	7696	120	6.77	6.08	14.49	4.305	4.776
D-1 (b) - Peak Scarp & Agricultural 5KW & Above	-	-	0.00				0.00	-		
D-1 (b) Off-Peak Scarp & Agricultural 5KW & Above	-	-	0.00				0.00	-		
TOTAL AGRICULTURAL T-Well	50,657.00	3.85	19.47	8548	1.67	8.11	6.08	29.59	4.305	7.351
Public Lighting - Tariff G	-	-	-	-	-	-	-	-	-	-
Residential Colony att. to Industrial - H	-	-	-	-	-	-	-	-	-	-
R (AUK)	-	-	-	0						
Time of Day (TOD - Peak)	-	-	-	0						
Time of Day (TOD - Off-Peak)	-	-	-	0						
Rawal Lab	-	-	-	-	-	-	-	-	-	-
Company Total	68,661	19	100%	441,387	0.69	8.58	13.01	161	4.31	374.8

CHIEF EXECUTIVE OFFICER
FAIA TESCO Peshawar

Distribution Company: TESCO
TESCO Tariff Statement

April-14

Description	MDL Charged	Sales	Sales Mix	No of Consumers	Applicable Rate		Billed Amount		Subsidy Amount	
					Fixed Charge	Variable Charge	Fixed Charge	Variable Charge	Fixed Charge	Variable Charge
		(MkWh)	(Negs)		(Rs/month)	(Rs/kwh)	(Rs/Mn)	(Rs/Mn)	(Rs/Mn)	(Rs/Mn)
Residential - A1 Sanctioned Load Less Than 5Kw	-	0	0.00							
Upto 50 Units per month	-	0.92	0.02	78746		2.00		1.84		1.233
Consumption Exceeding 50 Units	-		0.00							
1-100 Units P/M	-	32.41	20.00	90335		5.70		187.62		78.949
101-200 Units P/M	-	38.28	34.35	157228		8.11		310.44		307.535
301-700 Units P/M	-	20.73	18.61	51760		12.33		255.65		141.876
ABOVE 700 Units	-	8.72	7.83	13494		15.07		131.44		25.806
Time of Day (TOD - Peak) For Load 5Kw & Above	-	-	0.00							
Time of Day (TOD - Off-Peak) For Load 5Kw & Above	-	0.01	0.01	27		8.22		0.05		0.014
Temporary E-1 (i) Residential Supply	-	-	0.00	1		15.50		-		0.001
TOTAL DOMESTIC	-	101.08	90.69	400591	-	8.38	0	887.04		555.460
Commercial - A2										
Fixed Load Less 5Kw	-	0.02	0.74	28116		14.77		12.13		1.674
Fixed Load requirement 5Kw & Above	30	-	0.00	0	400	0.72	0.00	-		0.003
Time of Day (TOD - Peak)	-	-	0.00	2			0.00	-		0
Time of Day (TOD - Off-Peak)	8	-	0.00	3	400	8.01	0.00	-		0
Temporary E-1(ii) Commercial Supply	-	-	0.00	3			0.00	-		0
TOTAL COMMERCIAL	45.00	0.82	0.74	28132	0.02	14.74	0.02	12.13		3.883
INDUSTRIAL										
B-1 upto 25 Kw (at 400/230 VOLTS)	-	1.11	0.99	3572		10.51	0.00	11.65		5.603
B-1b (09) T Peak	-	-	0.00				0.00	-		
B-1b (09) T Off Peak	-	-	0.00				0.00	-		
B-2(a) exceeding 25-500 Kw (at 400 Volts)	81,517	1.48	1.33	452	400	9.14	24.61	13.52		8.595
B-2 (b) -TOD (Peak) exceeding 25-500 Kw (at 400 Volts)	-	-	0.00				0.00	-		
B-2 -TOD (off-peak) exceeding 25-500 Kw (at 400 Volts)	-	-	0.00				0.00	-		
B-3 (a) (peak) (for all loads upto 8000 Kw at 11, 33 KV)	-	-	0.00			13.88	0.00	-		0.004
B-3 (a) (off-peak)	11,018	2.62	2.38	4	3000	7.76	4.49	29.14		0.004
B-4 TOD (peak) (for all loads at 66, 132 KV & Above)	-	-	0.00				0.00	-		11.583
B-4 TOD (off-peak)	-	-	0.00				0.00	-		
Temporary E-2 Industrial Supply	-	-	0.00			11.50	0.00	-		
TOTAL INDUSTRIAL	73,335.00	5.21	4.68	4028	0.99	8.89	29.10	45.50		28.287
Single Point Supply (Bulk)										
C-1 (a) Sanctioned Load Less than 5Kw	-	0.01	0.01	2		11.55	0.00	0.08		0.039
C-1 (b) Sanctioned Load 5Kw & upto 500 Kw	2,830	0.57	0.51	53	400	10.35	1.13	5.85		2.974
Bulk Supply C-1(c) for supply at 400/230 Volts 5Kw & upto 500 Kw	-	-	0.00							
Bulk Supply C-1(c) (TOD) Off-Peak	-	-	0.00							
C-2 (a) 11/33 KV upto & including 5000 Kw	-	-	0.00							
Bulk Supply C-2(b) (TOD) Peak 11/33 KV upto & including 5000 Kw	-	-	0.00							
Bulk Supply C-2(b) (TOD) Off-Peak 11/33 KV upto & including 5000 Kw	-	-	0.00							
Bulk Supply C-3 (b) (TOD) Peak at 66 Kv & above & sanctioned	-	-	0.00							
Bulk Supply C-3 (b) (TOD) Off-Peak at 66 Kv & above & sanctioned	-	-	0.00							
TOTAL BULK SUPPLY	2,830.00	0.57	0.51	55	1.95	10.38	1.13	5.93		3.013
Agricultural T-Well - Tariff D										
D-1(a) Scarp Less than 5Kw	-	2.04	1.83	862		10.00	0.00	20.44		9.229
D-2 Agri TWell	72,184	1.72	1.54	7090	120	0.77	8.06	11.65	5.774	12.564
D-1 (b) - Peak Scarp & Agricultural 5Kw & Above	-	-	0.00				0.00	-		
D-1 (b) Off-Peak Scarp & Agricultural 5Kw & Above	-	-	0.00				0.00	-		
TOTAL AGRICULTURAL TWELL	72,184.00	3.77	3.38	8548	2.13	8.47	6.68	32.09	5.774	21.792
Public Lighting - Tariff-G	-	-	-	-	-	-	-	-	-	-
Residential Colony att. to industrial - H	-	-	-	-	-	-	-	-	-	-
K (AJK)	-	-	-	-	0	-	-	-	-	-
Time of Day (TOD - Peak)	-	-	-	-	0	-	-	-	-	-
Time of Day (TOD - Off-Peak)	-	-	-	-	0	-	-	-	-	-
Rawat Lab	-	-	-	-	-	-	-	-	-	-
Company Total	148,384	111	100%	441,354	0.18	8.47	38.91	98.1	5.77	610.4

CHIEF EXECUTIVE OFFICER
FAIA TESCO Peshawar

Description	No. Charged	Rate	Billed Unit	No. of Consumers	Applicable Rate		Billed Amount		Subsidy Amount	
					Fixed Charge	Variable Charge	Fixed Charge	Variable Charge	Fixed Charge	Variable Charge
		(Rs/Watt)	(Kw)		(Rs/Watt)	(Rs/Watt)	(Rs/Watt)	(Rs/Watt)	(Rs/Watt)	(Rs/Watt)
Residential - All Sanctioned Load Less Than 5Kw		-	0.00							
UPTO-50 Units per month		1.28	1.18	81542		2.00		2.52		0.918
Consumption Exceeding 50 Units		-	0.00							
1-100 Units P/M		30.00	28.00	94216		5.79		1.173.70		59.574
101-300 Units P/M		32.15	30.00	152070		8.11		260.74		353.443
301-700 Units P/M		18.23	15.15	53645		12.33		200.12		206.645
Above 700 Units		20.74	19.35	19081		15.07		312.55		38.642
Time of Day (TOD - Peak) For Load 5Kw & Above		-	0.00							
Time of Day (TOD - Off-Peak) For Load 5Kw & Above		-	0.00	27		8.22		-		0.022
Temporary E-1 (I) Residential Supply		-	0.00	1		15.50		-		0.002
TOTAL DOMESTIC		100.38	93.87	400582		8.78	0	949.62		859.246
Commercial - A2		-	-							
For Load Less 5KW		0.63	0.59	28117		14.77	0	9.31		3.884
For Load requirement 5KW & Above	31	-	0.00	9	400	9.72	0.01	-		-0.008
Time of Day (TOD - Peak)	-	-	0.00	2			0.00	-		
Time of Day (TOD - Off-Peak)	16	-	0.00		400	6.01	0.01	-		0.003
Temporary E-1 (II) Commercial Supply		-	0.00	3		15.00	0.00	-		0.001
TOTAL COMMERCIAL	47	0.63	0.59	28131	0.02	14.77	0.02	9.31		3.88
INDUSTRIAL										
B-1 upto 25 Kw (at 400/230 Volts)		0.81	0.70	3572		10.51	0.00	8.51		5.532
B-1a (00) T Peak		-	0.00				0.00	-		
B-1b (00) T Off Peak		-	0.00				0.00	-		
B-2(a) exceeding 25-500 Kw (at 400 Volts)	10,663	1.64	1.72	452	400	9.14	4.27	16.82		7.931
B-2 (b) -TOD (Peak) exceeding 25-500 Kw (at 400 Volts)		-	0.00				0.00	-		
B-2 -TOD (off-peak) exceeding 25-500 Kw (at 400 Volts)		-	0.00				0.00	-		
B-3 TOD (peak) (for all loads upto 5000 Kw at 11, 33 KV)		-	0.00				0.00	-		
B-3 - TOD (off-peak)	775	0.21	0.20	3	380	7.75	0.29	1.63		9.317
B-4 TOD (peak) (for all loads at 66, 132 KV & Above)		-	0.00				0.00	-		
B-4 TOD (off-peak)		-	0.00				0.00	-		
Temporary E-2 Industrial Supply		-	0.00			11.00	0.00	-		
TOTAL INDUSTRIAL	11,438	2.88	2.67	4027	5.58	6.73	4.50	26.96		22.78
Single Point Supply (Bulk)										
C-1 (a) Sanctioned Load Less than 5Kw		0.01	0.01	2		11.55	0.00	0.12		0.039
C-1 (b) Sanctioned Load 5Kw & upto 500 Kw	2,547	0.51	0.41	53	400	10.15	1.12	6.28		2.011
Bulk Supply C-1(c) for supply at 400/230 Volts 5Kw & upto 500 Kw		-	0.00					-		
Bulk Supply C-1(c) (TOD) Off-Peak		-	0.00					-		
C-2 (a) 11/33 KV upto & including 5000 Kw		-	0.00					-		
Bulk Supply C-2(a) (TOD) Peak 11/33 KV upto & including 5000 Kw		-	0.00					-		
Bulk Supply C-2(b) (TOD) Off-Peak 11/33 KV upto & including 5000 Kw		-	0.00					-		
Bulk Supply C-3 (b) (TOD) Peak at 66 Kv & above & sanctioned		-	0.00					-		
Bulk Supply C-3 (b) (TOD) Off-Peak at 66 Kv & above & sanctioned		-	0.00					-		
TOTAL BULK SUPPLY	2,547	0.52	0.49	55	1.96	10.36	1.02	5.39		2.95
Agricultural T-Well - Tariff D										
D-1(a) Scarp Less than 5KW		1.28	1.19	842		10.00	0.00	12.80		6.79
D-2 Agri TWell	77,661	1.49	1.39	7686	120	6.77	9.32	10.09	5.7714	11.241
D-1 (b) - Peak Scarp & Agricultural 5KW & Above		-	0.00				0.00	-		
D-1 (b) Off-Peak Scarp & Agricultural 5KW & Above		-	0.00				0.00	-		
TOTAL AGRICULTURAL TWELL	77,661	2.77	2.58	8528	2.30	8.52	9.32	22.89	5.7714	20.031
Public Lighting - Tariff G										
Residential Colony att. to Industrial - H										
K (A/R)					0					
Time of Day (TOD - Peak)					0					
Time of Day (TOD - Off-Peak)					0					
Rawat Lab										
Company Total	91,893	107.16	100%	441,323	0.35	8.82	14.92	1,014	5.77	708.9

CHIEF EXECUTIVE OFFICER
FATA TESCO Residential

Distribution Company: TESCO
TESCO Tariff Statement

February-14

Description	MDI Charged	Sales	Sales Mix	No. of Consumers	Applicable Rate		Billed Amount		Subsidy Amount	
					Fixed Charge	Variable Charge	Fixed Charge	Variable Charge	Fixed Charge	Variable Charge
		(MkWh)	(%)		(Rs/kwh-m)	(Rs/kwh)	(Rs/Min)	(Rs/Min)	(Rs/Min)	(Rs/Min)
Residential - A1 Sanctioned Load Less Than 5Kw	-	0	0.00							
UPTO-50 Units per month	-	0.04	0.90	111968		2.00		1.07		0.937
Consumption Exceeding 50 Units	-		0.00							
1-100 Units P/M	-	30.92	26.57	118448		5.79		119.03		64.257
101-300 Units P/M	-	35.25	33.71	119382		8.11		205.87		331.43
301-700 Units P/M	-	18.45	17.06	37612		12.33		237.50		174.678
ABOVE 700 Units	-	7.09	7.36	12017		15.07		115.03		34.061
Time of Day (TOD - Peak) For Load 5Kw & Above	-		0.00							
Time of Day (TOD - Off-Peak) For Load 5Kw & Above	-		0.01	27		8.22		0.05		0.02
Temporary E-1 (I) Residential Supply	-		0.00	1		15.50				0.001
TOTAL DOMESTIC	-	93.28	89.20	400255	-	8.09	0	818.26		605.304
Commercial - A2										
For Load Less 5KW	-	0.81	0.78	28116		14.77	0	12.01		3.849
For Load requirement 5KW & Above	80	0.01	0.00	9	400	9.72	0.02	0.05		0.041
Time of Day (TOD - Peak)	-		0.00	2			0.00			
Time of Day (TOD - Off-Peak)	3		0.00		400	8.01	0.00			
Temporary E-1 (I) Commercial Supply	-		0.00	3			0.00			0
TOTAL COMMERCIAL	83.00	0.82	0.78	28130	0.03	14.74	0.03	12.06		3.89
INDUSTRIAL										
B-1 upto 25 Kw (at 400/230 VOLTS)	-	1.16	1.11	3572		10.51	0.00	12.16		5.775
D-1b (09) T Peak	-		0.00				0.00			
D-1b (09) T Off Peak	-		0.00				0.00			0.732
B-2(a) exceeding 25-500 Kw (at 400 Volts)	7,883	1.82	1.74	452	400	9.14	3.15	18.59		
B-2 (b) -TOD (Peak) exceeding 25-500 Kw (at 400 Volts)	-		0.00				0.00			
B-2 -TOD (off-peak) exceeding 25-500 Kw (at 400 Volts)	-		0.00				0.00			
B-3 TOD (peak) (for all loads upto 5000 Kw at 11, 33 KV)	0,770	2.75	2.63		380	7.75	3.33	21.32		
B-3 - TOD (off-peak)	-		0.00	3			0.00			9.787
B-4 TOD (peak) (for all loads at 66, 132 KV & Above)	-		0.00				0.00			
B-4 TOD (off-peak)	-		0.00				0.00			
Temporary E-2 Industrial Supply	-		0.00				0.00			
TOTAL INDUSTRIAL	18,833.00	5.72	5.47	4827	1.13	8.75	6.48	50.07		25.274
Single Point Supply (Bulk)										
C-1 (a) Sanctioned Load Less than 5Kw	8	0.01	0.01	2		11.55	0.00	0.12		0.051
C-1 (b) Sanctioned Load 5Kw & upto 500 Kw	2,985	0.57	0.54	53	400	10.35	1.19	5.87		2.922
Bulk Supply C-1(c) for supply at 400/230 Volts 5Kw & upto 500 Kw Peak	-		0.00							
Bulk Supply C-1(c) (TOD) Off-Peak	-		0.00							
C-2 (a) 11/33 KV upto & including 5000 Kw	-		0.00							
Bulk Supply C-2(b) (TOD) Peak 11/33 KV upto & including 5000 Kw	-		0.00							
Bulk Supply C-2(b) (TOD) Off-Peak 11/33 KV upto & including 5000 Kw	-		0.00							
Bulk Supply C-3 (b) (TOD) Peak at 66 Kv & above & sanctioned load above 5000 Kw	-		0.00							
Bulk Supply C-3 (b) (TOD) Off-Peak at 66 Kv & above & sanctioned load above 5000 Kw	-		0.00							
TOTAL BULK SUPPLY	2,991.00	0.58	0.55	55	2.07	10.37	1.19	5.96		2.973
Agricultural T-Well - Tariff D										
D-1(a) Scarp Less than 5KW	-	1.83	1.75	828		10.00	0.00	10.34		7.980
D-2 Agri TWell	72,184	2.34	2.24	7080	120	8.77	8.00	15.80	5.774	15.3
D-1 (b) - Peak Scarp & Agricultural 5KW & Above	-		0.00				0.00			
D-1 (b) Off-Peak Scarp & Agricultural 5KW & Above	-		0.00				0.00			
TOTAL AGRICULTURAL TWEELL	72,184.00	4.18	4.00	8814	2.07	8.19	8.66	34.20	5.774	23.189
Public Lighting - Tariff-G										
Residential Colony att. to Industrial - H	-									
K (AJK)	-				0					
Time of Day (TOD - Peak)	-				0					
Time of Day (TOD - Off-Peak)	-				0					
Rawat Lab	-									
Company Total	91,871	105	100%	440,951	0.16	8.73	16.38	913	5.77	660.8

CHIEF EXECUTIVE OFFICER
FAIA TESCO Peshawar.

Description	MCA Charged	Sales	Sales Mix	No of Consumers	Applicable Rate		Billed Amount		Subsidy Amount	
					Fixed Charge	Variable Charge	Fixed Charge	Variable Charge	Fixed Charge	Variable Charge
		(AMW)	(Naga)		(Rs/kwh)	(Rs/kwh)	(Rs/Min)	(Rs/Min)	(Rs/Min)	(Rs/Min)
Residential - A1 Sanctioned Load Less Than 5Kw	-	0								
up to 30 Units per month	-	1.07	1.54	103331		2.00		3.34		1.000
Consumption Exceeding 30 Units	-		0.00							
1-100 Units P/M	-	30.39	27.99	111168		5.79		175.95		66.118
3	-	35.30	32.51	133727		8.11		286.27		310.005
301-700 Units P/M	-	19.55	18.01	43171		12.33		241.03		197.446
ABOVE 700 Units	-	9.79	9.01	8373		15.07		147.48		43.356
Time of Day (TOD - Peak) For Load 5Kw & Above	-	-	0.00							
Time of Day (TOD - Off-Peak) For Load 5Kw & Above	-	0.01	0.01	27		8.22		0.06		0.023
Temporary E-1 (i) Residential Supply	-	-	0.00	1		15.50				0.001
TOTAL DOMESTIC	-	99.70	89.97	300798		8.63	0	854.11		616.617
Commercial - A2										
For Load Less 5Kw	-	0.78	0.72	28114		14.77	0	11.52		3.692
For Load requirement 5Kw & Above	41	-	0.00	9	400	9.72	0.02	-		0.041
Time of Day (TOD - Peak)	-	-	0.00	2			0.00	-		
Time of Day (TOD - Off-Peak)	2	-	0.00	3	400	8.01	0.00	-		
Temporary E-1(ii) Commercial Supply	-	-	0.00	3			0.00	-		
TOTAL COMMERCIAL	43.00	0.78	0.72	28128	0.02	14.77	0.02	11.52		3.733
INDUSTRIAL										
B-1 upto 25 kw (at 400/230 VOLTS)	-	1.00	0.98	3572		10.51	0.00	11.16		5.3
B-1b (DB) T Peak	-	-	0.00				0.00	-		
B-1b (DB) T Off-Peak	-	-	0.00				0.00	-		
B-2(a) exceeding 25 KW (at 400 Volts)	7,430	1.63	1.41	452	400	9.14	2.98	13.99		11.20
B-2 (b) (Peak) exceeding 25-500 Kw (at 400 Volts)	-	-	0.00				0.00	-		
B-2 (TOD off-peak) exceeding 25-500 Kw (at 400 Volts)	-	-	0.00				0.00	-		
B-3 TOD (peak) (for all loads upto 5000 Kw at 11, 33 KV)	-	-	0.00				0.00	-		
B-3 - TOD (off-peak)	7,778	2.21	2.03	3	380	7.75	2.98	17.12		7.842
B-4 TOD (peak) (for all loads at 88, 132 KV & Above)	-	-	0.00				0.00	-		
B-4 TOD (off-peak)	-	-	0.00				0.00	-		
Temporary E-2 Industrial Supply	-	-	0.00			11.50	0.00	-		
TOTAL INDUSTRIAL	15,216.00	4.80	4.42	4027	1.24	8.80	5.93	42.27		21.351
Single Point Supply (Bulk)										
C-1 (a) Sanctioned Load Less than 5Kw	6	0.01	0.01	2		11.55	0.00	0.12		0.051
C-1 (b) Sanctioned Load 5Kw & upto 500 Kw	2,964	0.53	0.49	53	400	10.35	1.19	5.50		2.737
Bulk Supply C-1(c) for supply at 400/230 Volts 5Kw & upto 500 Kw Peak	-	-	0.00							
Bulk Supply C-1(c) (TOD) Off-Peak	-	-	0.00							
C-2 (a) 11/33 KV upto & including 5000 Kw	-	-	0.00							
Bulk Supply C-2(b) (TOD) Peak 11/33 KV upto & including 5000 Kw	-	-	0.00							
Bulk Supply C-2(b) (TOD) Off-Peak 11/33 KV upto & including 5000 Kw	-	-	0.00							
Bulk Supply C-3 (b) (TOD) Peak at 88 Kv & above & sanctioned load above 5000 Kw	-	-	0.00							
Bulk Supply C-3 (b) (TOD) Off-Peak at 88 Kv & above & sanctioned load above 5000 Kw	-	-	0.00							
TOTAL BULK SUPPLY	2,970.00	0.54	0.50	55	2.10	10.37	1.19	5.61		2.786
Agricultural T-Well - Tariff D										
D-1(a) Scarp Less than 5KV	-	1.37	1.26	827		10.60	0.00	13.60		5.874
D-2 Agri TWell	72,184	4.30	4.04	7087	120	8.77	8.60	29.07	5.774	28.82
D-1 (b) - Peak Scarp & Agricultural 5Kw & Above	-	-	0.00				0.00	-		
D-1 (c) Off-Peak Scarp & Agricultural 5Kw & Above	-	-	0.00				0.00	-		
TOTAL AGRICULTURAL TWELL	72,184.00	5.75	5.28	8514	1.51	7.54	8.68	43.33	5.774	34.494
Public Lighting - Tariff-G										
Residential Colony att. to Industrial - H	-	-								
K (AJK)	-	-			0		28.55			
Time of Day (TOD - Peak)	-	-			0					
Time of Day (TOD - Off-Peak)	-	-			0					
Rawal Lab	-	-								
Company Total	90,413	109	100%	440,522	0.15	8.81	15.60	956.8	5.77	881.0

CHIEF EXECUTIVE OFFICER
TESCO RESERVE

Distribution Company: TESCO
TESCO Tariff Statement

December-13

Description	MDI Charged	Sales	Sales Mix	No of Consumers	Applicable Rate		Billed Amount		Subsidy Amount	
					Fixed Charge	Variable Charge	Fixed Charge	Variable Charge	Fixed Charge	Variable Charge
		(MVAH)	(MVAH)		(Rs/MVAH)	(Rs/kwh)	(Rs/MVAH)	(Rs/MVAH)	(Rs/MVAH)	(Rs/MVAH)
Residential - A1 Sanctioned Load Less Than 5Kw	-	0	0.00							
UPTO-50 Units per month	-	0.97	0.77	77983		2.00		1.94		0.958
Consumption Exceeding 50 Units	-		0.00							
1-100 Units P/M	-	32.73	25.89	91538		5.79		189.48		49.996
101-300 Units P/M	-	39.77	31.47	151540		8.11		322.52		332.368
301-700 Units P/M	-	26.35	20.85	83329		12.33		324.90		289.619
Above 700 Units	-	14.02	11.80	15094		15.07		224.81		66.088
Time of Day (TOD - Peak) For Load 5Kw & Above	-		0.00							
Time of Day (TOD - Off-Peak) For Load 5Kw & Above	-	0.01	0.00	27		8.22		0.05		0.014
Temporary E-1 (i) Residential Supply	-		0.00	1		15.50				
TOTAL DOMESTIC	-	114.74	90.78	399510		9.27	0	1,063.89		739.058
Commercial - A2	-									
For Load Less 5Kw	-	0.82	0.85	28114		14.77		12.10		3.882
For Load requirement 5Kw & Above	47	0.01	0.00	0	400	9.72	0.02	0.00		0.044
Time of Day (TOD - Peak)	-		0.00				0.00			0
Time of Day (TOD - Off-Peak)	-		0.00	2	400	8.01	0.00			0
Temporary E-1(ii) Commercial Supply	-		0.00	3			0.00			0
TOTAL COMMERCIAL	47.00	0.83	0.85	28128	0.02	14.73	0.02	12.21		3.94
Bulk Supply (BULK)	-									
B-1 upto 25 Kw (at 400/230 VOLTS)	-	0.08	0.70	3572		10.51	0.00	9.24		4.307
B-1b (99) T Peak	-		0.00				0.00			
B-1b (99) T Off-Peak	-		0.00				0.00			
B-2 (a) exceeding 25.500 Kw (at 400 Volts)	40,427	2.00	2.11	440	400	0.14	0.00	24.34		14.277
B-2 (a) TOD (Peak) exceeding 25.500 Kw (at 400 Volts)	-		0.00				0.00			
B-2 (a) TOD (off-peak) exceeding 25.500 Kw (at 400 Volts)	-		0.00				0.00			
B-3 TOD (peak) (for all loads upto 5000 Kw at 11, 33 KV)	-		0.00				0.00			
B-3 - TOD (off-peak)	5,468	1.80	1.50	3	380	7.75	2.08	14.65		6.71
B-4 TOD (peak) (for all loads at 66, 132 KV & Above)	-		0.00				0.00			
B-4 TOD (off-peak)	-		0.00				0.00			
Temporary E-2 Industrial Supply	-		0.00			11.50	0.00			
TOTAL INDUSTRIAL	45,895.00	5.43	4.30	4023	3.38	8.88	18.25	48.23		25.37
Single Point Supply (Bulk)	-									
C-1 (a) Sanctioned Load Less than 5Kw	-	0.01	0.01	2		11.55	0.00	0.12		0.051
C-1 (b) Sanctioned Load 5Kw & upto 500 Kw	2,756	0.54	0.42	53	400	10.35	1.10	5.56		2.766
Bulk Supply C-1(c) for supply at 400/230 Volts 5Kw & upto 500 Kw	-		0.00							
Bulk Supply C-1(c) (TOD) Off-Peak	-		0.00							
C-2 (a) 11/33 KV upto & including 5000 Kw	-		0.00							
Bulk Supply C-2(b) (TOD) Peak 11/33 KV upto & including 5000 Kw	-		0.00							
Bulk Supply C-2(b) (TOD) Off-Peak 11/33 KV upto & including 5000 Kw	-		0.00							
Bulk Supply C-3 (b) (TOD) Peak at 66 Kv & above & sanctioned	-		0.00							
Bulk Supply C-3 (b) (TOD) Off-Peak at 66 Kv & above & sanctioned	-		0.00							
TOTAL BULK SUPPLY	2,756.00	0.55	0.43	55	2.02	10.37	1.10	5.67		2.817
Agricultural T-Well - Tariff D	-									
D-1(a) Scarp Less than 5Kw	-	1.60	1.25	827		10.00	0.00	15.85		8.818
D-2 Agri TWell	72,184	3.28	2.58	7687	120	6.77	6.66	22.05	5.774	21.271
D-1 (b) - Peak Scarp & Agricultural 5Kw & Above	-		0.00				0.00			
D-1 (b) Off-Peak Scarp & Agricultural 5Kw & Above	-		0.00				0.00			
TOTAL AGRICULTURAL T/WELL	72,184.00	4.84	3.83	8514	1.78	7.83	8.66	37.90	5.774	28.089
Public Lighting - Tariff G	-									
Residential Colony att. to industrial - H	-									
H (AJK)	-				0					
Time of Day (TOD - Peak)	-				0					
Time of Day (TOD - Off-Peak)	-				0					
Rawal Lab	-									
Company Total	120,884	126	100%	440,230	0.22	9.24	28.03	1,168	6.77	798.3

CHIEF EXECUTIVE OFFICER
TATA POWER

Distribution Company: TESCO
TESCO Tariff Statement

November-13

Description	MDI Charged	Sales	Sales M	No of Consumers	Applicable Rate		Billed Amount		Subsidy Amount	
					Fixed Charge	Variable Charge	Fixed Charge	Variable Charge	Fixed Charge	Variable Charge
		(MVAH)	(MVAH)		(Rs/MVAH)	(Rs/MVAH)	(Rs/MVAH)	(Rs/MVAH)	(Rs/MVAH)	(Rs/MVAH)
Residential - A1 Sanctioned Load Less than 5Kw	-	0	0.00							
0100-50 Units per month	-	0.08	0.49	54351		2.00		1.38		0.00
0000-0000 Exceeding 50 Units	-		0.80							
1-100 Units P/M	-	33.00	24.30	30411		2.75		195.08		31.564
101-100 Units P/M	-	42.52	30.75	168381		8.11		344.85		354.869
201-700 Units P/M	-	30.31	21.92	105843		12.33		373.77		344.98
ABOVE 700 Units	-	19.40	14.03	32383		15.07		292.40		85.956
Time of Day (TOD - Peak) For Load 5Kw & Above	-	-	0.00							
Time of Day (TOD - Off-Peak) For Load 5Kw & Above	-	0.00	0.00	27		8.22		0.03		0.02
Temporary C-1 (i) Residential Supply	-	-	0.00	1		15.50				0
TOTAL DOMESTIC	-	126.61	91.50	399397	-	9.54	0	1,207.49		817.889
Commercial - A2	-									
For Load Less 5KW	-	0.85	0.62	23114		14.77	0	12.58		4.034
For Load requirement 5KW & Above	68	0.01	0.01	9	400	9.72	0.03	0.07		0.050
Time of Day (TOD - Peak)	2		0.00				0.00			
Time of Day (TOD - Off-Peak)			0.00	2	400	8.01	0.00			
Temporary C-1 (ii) Commercial Supply	-	-	0.00	3			0.00			
TOTAL COMMERCIAL	71.68	0.86	0.62	28126	0.03	14.73	0.03	12.63		4.09
INDUSTRIAL	-									
B-1 upto 25 Kw (at 400/230 VOLTS)	-	0.95	0.68	3572		10.51	0.00	9.93		4.716
B-1a (00) T Peak	-	-	0.00				0.00			
B-1b (00) T Off Peak	-	-	0.00				0.00			
B-2(a) exceeding 25-500 Kw (at 400 Volts)	10,330	2.15	1.55	448	400	9.14	4.13	19.62		11.513
B-2 (b) TOD (Peak) exceeding 25-500 Kw (at 400 Volts)	-	-	0.00				0.00			
B-2 -TOD (off-peak) exceeding 25-500 Kw (at 400 Volts)	-	-	0.00				0.00			
B-3 TOD (peak) (for all loads upto 5000 Kw at 11, 33 KV)	-	-	0.00				0.00			
B-3 - TOD (off-peak)	4,727	1.32	0.95	3	380	7.75	1.80	10.21		4.878
B-4 TOD (peak) (for all loads at 66, 132 KV & Above)	-	-	0.03				0.00			
B-4 TOD (off-peak)	-	-	0.00				0.00			
Temporary C-2 Industrial Supply	-	-	0.00			11.50	0.00			
TOTAL INDUSTRIAL	15,057.00	4.41	3.19	4023	1.34	9.02	5.93	39.76		20.905
Single Point Supply (Bulk)	-									
C-1 (a) Sanctioned Load Less than 5Kw	-	0.01	0.01	2		11.55	0.00	0.12		0.051
C-1 (b) Sanctioned Load 5Kw & upto 500 Kw	2,755	0.55	0.36	53	400	10.15	1.10	5.64		2.804
Bulk Supply C-1(c) for supply at 400/230 Volts 5Kw & upto 500 Kw	-	-	0.00							
Bulk Supply C-1(c) (TOD) Off Peak	-	-	0.00							
C-2 (a) 11/33 KV upto & including 5000 Kw	-	-	0.00							
Bulk Supply C-2(b) (TOD) Peak 11/33 KV upto & including 5000 Kw	-	-	0.00							
Bulk Supply C-2(b) (TOD) Off-Peak 11/33 KV upto & including 5000 Kw	-	-	0.00							
Bulk Supply C-3 (b) (TOD) Peak at 66 Kv & above & sanctioned	-	-	0.00							
Bulk Supply C-3 (b) (TOD) Off-Peak at 66 Kv & above & sanctioned	-	-	0.00							
TOTAL BULK SUPPLY	2,755.00	0.56	0.40	55	1.89	10.37	1.10	5.76		2.86
Agricultural T-Wells - Tariff D	-									
D-1(a) Scarp Less than 5KV	-	1.43	1.03	823		10.00	0.00	14.26		6.132
D-2 And T/Well	72,184	4.42	3.20	7061	120	0.77	8.00	29.04	5.774	20.879
D-1 (b) Peak Scarp & Agricultural 5KV & Above	-	-	0.00				0.00			
D-1 (b) Off-Peak Scarp & Agricultural 5KV & Above	-	-	0.00				0.00			
TOTAL AGRICULTURAL T/WELL	72,184.00	5.85	4.23	8814	1.48	7.88	8.00	44.20	5.774	38.011
Public Lighting - Tariff F	-									
Residential Colony att to Industrial - H	-									
K (AJK)	-				0					
Time of Day (TOD - Peak)	-				0					
Time of Day (TOD - Off-Peak)	-				0					
Raxat Lab	-									
Company Total	90,067	138	100%	440,117	0.11	9.47	15.72	1,310	5.77	880.7

CHIEF EXECUTIVE OFFICER
FAIA TESCO Peshawar

Distribution Company: TESCO
TESCO Tariff Statement

October-13

Description	MVA Charged	Bases	Rates Mix	No of Consumers	Applicable Rate		Billed Amount		Subsidy Amount	
					Fixed Charge	Variable Charge	Fixed Charge	Variable Charge	Fixed Charge	Variable Charge
		(MVA)	(Rs/MVA)		(Rs/MVA)	(Rs/MVA)	(Rs/MVA)	(Rs/MVA)	(Rs/MVA)	(Rs/MVA)
Residential - A1 Sanctioned Load Less Than 5Kw	-	0.00	0.00							
UPTO 50 Units per month	-	0.57	0.41	54065		2.00		1.14		0.57
Consumption Exceeding 50 Units	-	-	0.00							
1-100 Units P/M	-	33.83	24.13	58538		5.79		195.88		36.60
101-300 Units P/M	-	44.40	31.71	107000		8.11		360.57		340.74
301-700 Units P/M	-	29.67	21.16	130101		12.33		365.88		366.81
ABOVE 700 Units	-	19.53	14.00	38435		15.07		295.88		86.92
Time of Day (TOD - Peak) For Load 5Kw & Above	-	-	0.00							
Time of Day (TOD - Off-Peak) For Load 5Kw & Above	-	0.01	0.00	27		8.22		0.04		0.01
Temporary E-1 (i) Residential Supply	-	-	0.00	1		15.50		-		0.00
TOTAL DOMESTIC	-	126.14	91.41	399397	-	9.51	0	1,219.40		831.73
Commercial - A2										
For Load Less 5Kw	-	0.00	0.57	28114		14.17	0	11.80		1.71
For Load requirement 5Kw & Above	31	0.01	0.00	8	400	9.72	0.01	0.06		0.04
Time of Day (TOD - Peak)	-	-	0.00				0.00	-		-
Time of Day (TOD - Off-Peak)	3	-	0.00	2	400	8.01	0.00	-		0.00
Temporary E-1 (ii) Commercial Supply	-	-	0.00	3			0.00	-		-
TOTAL COMMERCIAL	34.00	0.81	0.57	28126	0.02	14.73	0.01	11.86		3.61
INDUSTRIAL										
B-1 upto 25 Kw (at 400/230 VOLTS)	-	1.01	0.72	3602		10.51	0.00	10.55		5.01
B-1b (00) T Peak	-	-	0.00				0.00	-		-
B-1b (00) T Off-Peak	-	-	0.00				0.00	-		-
B-2(a) exceeding 25-500 Kw (at 400 Volts)	10,289	2.52	1.80	447	400	9.14	4.12	23.04		13.51
B-2 (b) -TOD (Peak) exceeding 25-500 Kw (at 400 Volts)	-	-	0.00				0.00	-		-
B-2 -TOD (off-peak) exceeding 25-500 Kw (at 400 Volts)	-	-	0.00				0.00	-		-
B-3 TOD (peak) (for all loads upto 5000 Kw at 11, 33 KV)	-	-	0.00				0.00	-		-
B-3 - TOD (off-peak)	3,558	1.36	0.97	3	380	7.75	1.35	10.51		4.8
B-4 TOD (peak) (for all loads at 66, 132 KV & Above)	-	-	0.00				0.00	-		-
B-4 TOD (off-peak)	-	-	0.00				0.00	-		-
Temporary E-2 Industrial Supply	-	-	0.00			11.50	0.00	-		-
TOTAL INDUSTRIAL	13,857.00	4.89	3.49	4052	1.12	9.94	5.47	44.20		23.3
Single Point Supply (Bulk)										
C-1 (a) Sanctioned Load Less than 5Kw	-	0.01	0.01	2		11.55	0.00	0.12		0.0
C-1 (b) Sanctioned Load 5Kw & upto 500 Kw	2,528	0.56	0.41	53	400	10.35	1.01	5.98		2.9
Bulk Supply C-1(c) for supply at 400/230 Volts 5Kw & upto 500 Kw	-	-	0.00							
Bulk Supply C-1(c) (TOD) Off-Peak	-	-	0.00							
C-2 (a) 11/33 KV upto & including 5000 Kw	-	-	0.00							
Bulk Supply C-2(b) (TOD) Peak 11/33 KV upto & including 5000 Kw	-	-	0.00							
Bulk Supply C-2(b) (TOD) Off-Peak 11/33 KV upto & including 5000 Kw	-	-	0.00							
Bulk Supply C-3 (i) (TOD) Peak at 66 KV & above & sanctioned load upto 5000 Kw	-	-	0.00							
Bulk Supply C-3 (ii) (TOD) Off-Peak at 66 KV & above & sanctioned load upto 5000 Kw	-	-	0.00							
TOTAL BULK SUPPLY	2,520.00	0.56	0.42	55	1.72	10.37	1.01	6.10		3
Agricultural T Wells - Tariff D										
D-1(a) Scarp Less than 5Kw	-	1.65	1.18	793		10.00	0.00	16.49		7
D-2 Agri T Well	72,184	4.11	2.93	7691	120	6.77	8.56	27.85	5.774	26.1
D-1 (b) - Peak Scarp & Agricultural 5Kw & Above	-	-	0.00				0.00	-		-
D-1 (b) Off-Peak Scarp & Agricultural 5Kw & Above	-	-	0.00				0.00	-		-
TOTAL AGRICULTURAL T WELLS	72,184.00	5.76	4.11	8484	1.50	7.69	8.66	44.34	5.774	33.1
Public Lighting - Tariff G	-	-	-	-	-	-	-	-	-	-
Residential Colony att. to Industrial - H	-	-	-	-	-	-	-	-	-	-
K (AJK)	-	-	-	-	0	-	-	-	-	-
Time of Day (TOD - Peak)	-	-	-	-	0	-	-	-	-	-
Time of Day (TOD - Off-Peak)	-	-	-	-	-	-	-	-	-	-
Rawal Lab	-	-	-	-	-	-	-	-	-	-
Company Total	86,801	140	100%	440,118	0.11	9.46	15.16	1,377	5.77	86

CHIEF EXECUTIVE OFFICER
TAIA TESCO

Distribution Company: TESCO
TESCO Tariff Statement

September-13

Description	MDI Charged	Base	Base Mix	No. of Consumers	Applicable Rate		Billed Amount		Subsidy Amount	
					Fixed Charge	Variable Charge	Fixed Charge	Variable Charge	Fixed Charge	Variable Charge
		(MkWh)	(%)		(Rs/kwh/m)	(Rs/kwh)	(Rs/Min)	(Rs/Min)	(Rs/Min)	(Rs/Min)
Residential - A1 Sanctioned Load Less Than 5Kw	-	0	0.00	53247						
UPTO-50 Units per month	-	1.01	0.77			2.00		2.02		1.012
Consumption Exceeding 50 Units	-	-	0.00	70477						
1-100 Units P/M	-	32.03	24.04	145175		5.79		180.03		45.373
101-300 Units P/M	-	30.28	20.88	101580		8.11		318.41		313.41
301-700 Units P/M	-	27.10	20.53	28990		12.33		334.12		317.122
ABOVE 700 Units	-	20.18	15.36			15.07		304.13		89.404
Time of Day (TOD - Peak) For Load 5Kw & Above	-	-	0.00							
Time of Day (TOD - Off-Peak) For Load 5Kw & Above	-	0.00	0.00	27		8.22		0.03		0.016
Temporary E-1 (I) Residential Supply	-	-	0.00	1						0
TOTAL DOMESTIC	-	120.19	91.48	300397		9.55	0	1,147.64		766.337
Commercial - A2										
For Load Less 5Kw	-	0.02	0.02	28114		14.77	0	12.13		3.003
For Load requirement 5Kw & Above	0.7	0.01	0.00	0	400	0.72	0.03	0.00		0.040
Time of Day (TOD - Peak)	8	-	0.00				0.00	-		
Time of Day (TOD - Off-Peak)	-	-	0.00	2	400	8.01	0.00	-		0.001
Temporary E-1(II) Commercial Supply	-	-	0.00	3			0.00	-		0
TOTAL COMMERCIAL	75.00	0.83	0.03	28128	0.03	14.73	0.03	12.13		3.93
INDUSTRIAL										
B-1 upto 25 Kw (at 400/230 VOLTS)	-	0.44	0.33	3601		10.51	0.00	4.57		2.175
B-1b (00) T Peak	-	-	0.00				0.00	-		
B-1b (00) T Off-Peak	-	-	0.00				0.00	-		
B-2(a) exceeding 25-500 Kw (at 400 Volts)	7.806	1.79	1.30	447	400	0.14	0.10	10.37		0.002
B-2 (b) 100 (Peak) exceeding 25-500 Kw (at 400 Volts)	-	-	0.00				0.00	-		
B-2 (b) TOD (off-peak) exceeding 25-500 Kw (at 400 Volts)	-	-	0.00				0.00	-		
B-3 TOD (peak) (for all loads upto 5000 Kw at 11, 33 KV)	3.911	1.68	1.28		380	7.75	1.49	13.03		
B-3 - TOD (off-peak)	-	-	0.00	3			0.00	-		5.968
B-4 TOD (peak) (for all loads at 88, 132 KV & Above)	-	-	0.00				0.00	-		
B-4 TOD (off-peak)	-	-	0.00				0.00	-		
Temporary E-2 Industrial Supply	2.167	-	0.00			11.50	0.00	-		
TOTAL INDUSTRIAL	11,808.17	3.91	2.97	4061	1.19	8.69	4.64	33.97		17.745
Single Point Supply (Bulk)										
C-1 (a) Sanctioned Load Less than 5Kw	-	0.01	0.01	2		11.55	0.00	0.12		0.052
C-1 (b) Sanctioned Load 5Kw & upto 500 Kw	2,317.00	0.54	0.41	53	400	10.35	0.93	5.54		2.757
Bulk Supply C-1(c) for supply at 400/230 Volts 5Kw & upto 500 Kw Peak	-	-	0.00							
Bulk Supply C-1(c) (TOD) Off-Peak	-	-	0.00							
C-2 (a) 11/33 KV upto & including 8000 Kw	-	-	0.00							
Bulk Supply C-2(b) (TOD) Peak 11/33 KV upto & including 5000 Kw	-	-	0.00							
Bulk Supply C-2(b) (TOD) Off-Peak 11/33 KV upto & including 5000 Kw	-	-	0.00							
Bulk Supply C-3 (b) (TOD) Peak at 66 Kv & above & sanctioned load above 5000 Kw	-	-	0.00							
Bulk Supply C-3 (b) (TOD) Off-Peak at 66 Kv & above & sanctioned load above 5000 Kw	-	-	0.00							
TOTAL BULK SUPPLY	2,317.000	0.55	0.41	55	1.70	10.37	0.93	5.65		2.808
Agricultural T-Wells - Tariff D										
D-1(a) Scarp Less than 5Kw	-	3.94	3.00	791		10.00	0.00	39.43		16.958
D-2 Agri T/Well	72,184	1.97	1.50	7691	120	6.77	8.66	13.32	5.774	12.846
D-1 (b) - Peak Scarp & Agricultural 5Kw & Above	-	-	0.00				0.00	-		
D-1 (b) Off-Peak Scarp & Agricultural 5Kw & Above	-	-	0.00				0.00	-		
TOTAL AGRICULTURAL T/WELL	72,184.00	5.91	4.50	8482	1.47	8.92	8.66	52.75	5.774	26.745
Public Lighting - Tariff-G										
Residential Colony att. to Industrial - H										
K (AJK)	-	-			0					
Time of Day (TOD - Peak)	-	-			0					
Time of Day (TOD - Off-Peak)	-	-			0					
Rawat Lab	-	-								
Company Total	85,354	131	100%	442113	0.11	9.53	14.26	1,292	5.77	820.0

CHIEF EXECUTIVE OFFICER
TESCO AGENCIES

Distribution Company: TESCO
TESCO Tariff Statement

August-13

Description	MDI Charged	Sales	Sales Mix	No. of Consumers	Applicable Rate		Billed Amount		Subsidy Amount	
					Fixed Charge	Variable Charge	Fixed Charge	Variable Charge	Fixed Charge	Variable Charge
		(MkWh)	(%)		(Rs/MkWh)	(Rs/MkWh)	(Rs/MkWh)	(Rs/MkWh)	(Rs/MkWh)	(Rs/MkWh)
Residential - A1 Sanctioned Load Less than 5KW	-	0	0.00	48762	-	-	-	-	-	-
U1 TO 50 Units per month	-	1.24	1.02	-	-	2.00	-	2.48	-	1.241
Consumption Exceeding 50 Units	-	-	0.00	84725	-	-	-	-	-	-
1-100 Units P/M	-	30.92	25.32	143743	-	5.79	-	179.02	-	37.32
101-300 Units P/M	-	38.00	31.11	98284	-	8.11	-	308.14	-	339.512
301-700 Units P/M	-	23.47	19.22	23073	-	12.33	-	209.30	-	250.571
ABOVE 700 Units	-	17.23	14.11	-	-	15.07	-	259.61	-	78.318
Time of Day (TOD - Peak) For Load 5KW & Above	-	-	0.00	-	-	-	-	-	-	-
Time of Day (TOD - Off-Peak) For Load 5KW & Above	-	0.01	0.00	27	-	8.22	-	0.05	-	0.0197
Temporary E-1 (i) Residential Supply	-	0.00	0.00	1	-	15.50	-	0.00	-	0
TOTAL DOMESTIC	-	110.66	90.78	399396	-	9.37	0	1,038.66	-	710.9817
Commercial - A2	-	-	-	-	-	-	-	-	-	-
For Load Less 5KW	-	0.88	0.72	28113	-	14.77	0	13.08	-	4.192
For Load requirement 5KW & Above	25	0.00	0.00	9	400	9.72	0.01	0.04	-	0.0382
Time of Day (TOD - Peak)	-	-	0.00	2	-	-	0.00	-	-	-
Time of Day (TOD - Off-Peak)	8	-	0.00	3	400	8.01	0.00	-	-	0.001
Temporary E-1(ii) Commercial Supply	-	-	0.00	3	-	-	0.00	-	-	-
TOTAL COMMERCIAL	33.00	0.88	0.73	28127	0.01	14.78	0.01	13.10	-	4.2192
INDUSTRIAL	-	-	-	-	-	-	-	-	-	-
B-1 upto 25 Kw (at 400/230 VOLTS)	-	1.13	0.92	3800	-	10.51	0.00	11.87	-	5.633
B-1b (09) T Peak	-	-	0.00	-	-	-	0.00	-	-	-
B-1a (09) T Off Peak	-	-	0.00	-	-	-	0.00	-	-	-
B-2(a) exceeding 25-500 Kw (at 400 Volts)	10,116.000	2.31	1.89	447	400	9.14	4.05	21.14	-	12.401
B-2 (b) -TOD (Peak) exceeding 25-500 Kw (at 400 Volts)	-	-	0.00	-	-	-	0.00	-	-	-
B-2 -TOD (off-peak) exceeding 25-500 Kw (at 400 Volts)	-	-	0.00	-	-	-	2.00	-	-	-
B-3 TOD (peak) (for all loads upto 5000 Kw at 11, 33 KV)	-	-	0.00	-	-	-	-	-	-	-
B-3 - TOD (off-peak)	3,785	1.08	0.89	3	380	7.75	1.43	8.39	-	3.841
B-4 TOD (peak) (for all loads at 66, 132 KV & Above)	-	-	0.00	-	-	-	0.00	-	-	-
B-4 TOD (off-peak)	-	-	0.00	-	-	-	11.50	0.00	-	0
Temporary E-2 Industrial Supply	-	-	0.00	-	-	-	-	-	-	-
TOTAL INDUSTRIAL	13,881.00	4.82	3.70	4050	1.21	6.15	6.48	41.39	-	21.80
Single Point Supply (Bulk)	-	-	-	-	-	-	-	-	-	-
C-1 (a) Sanctioned Load Less than 5KW	-	0.01	0.00	2	-	11.55	0.00	0.07	-	0.0321
C-1 (b) Sanctioned Load 5KW & upto 500 Kw	1,913	0.49	0.40	53	400	10.35	0.77	5.07	-	2.523
Bulk Supply C-1(c) for supply at 400/230 Volts 5KW & upto 500 Kw	-	-	0.00	-	-	-	13.01	-	-	-
Bulk Supply C-1(c) (TOD) Off-Peak	-	-	0.00	-	-	-	8.01	-	-	-
C-2 (a) 11/33 KV upto & including 5000 Kw	-	-	0.00	-	-	-	10.25	-	-	-
Bulk Supply C-2(b) (TOD) Peak 11/33 KV upto & including 5000 Kw	-	-	0.00	-	-	-	12.60	-	-	-
Bulk Supply C-2(b) (TOD) Off-Peak 11/33 KV upto & including 5000 Kw	-	-	0.00	-	-	-	7.75	-	-	-
Bulk Supply C-3 (b) (TOD) Peak at 66 Kv & above & sanctioned load above 5000 Kw	-	-	0.00	-	-	-	12.18	-	-	-
Bulk Supply C-3 (b) (TOD) Off-Peak at 66 Kv & above & sanctioned load above 5000 Kw	-	-	0.00	-	-	-	7.35	-	-	-
TOTAL BULK SUPPLY	1,913.00	0.60	0.41	55	1.64	10.36	0.77	6.14	-	2.5551
Agricultural T-Well - Tariff D	-	-	-	-	-	-	-	-	-	-
D-1(a) Scarp Less than 5KW	-	1.23	1.01	8482	-	10.00	0.00	12.34	-	5.308
D-2 Agri T-Well	72,130	4.12	3.37	-	120	8.77	8.68	27.89	5.771	28.885
D-1 (b) - Peak Scarp & Agricultural 5KW & Above	-	-	0.00	-	-	13.00	0.00	-	-	-
D-1 (b) Off-Peak Scarp & Agricultural 5KW & Above	-	-	0.00	-	-	8.00	0.00	-	-	-
TOTAL AGRICULTURAL TWELL	72,139.00	6.35	4.38	8482	1.62	7.51	8.68	40.23	5.771	32.193
Public Lighting - Tariff-G	-	-	-	-	-	-	-	-	-	-
Residential Colony att. to industrial - H	-	-	-	-	-	-	-	-	-	-
K (AJK)	-	-	-	-	0	-	-	-	-	-
Time of Day (TOD - Peak)	-	-	-	-	0	-	-	-	-	-
Time of Day (TOD - Off-Peak)	-	-	-	-	0	-	-	-	-	-
Rawat Lab	-	-	-	-	-	-	-	-	-	-
Company Total	87,966	122	100%	440109	0.12	9.32	14.91	1,139	5.77	771.8

CHIEF EXECUTIVE OFFICER
FAIA TESCO Peshawar.

Distribution Company: TESCO
TESCO Tariff Statement

July-13

Description	MDI Charged	Sales	Sales Mix	No of Consumers	Applicable Rate		Billed Amount		Subsidy Amount	
					Fixed Charge	Variable Charge	Fixed Charge	Variable Charge	Fixed Charge	Variable Charge
		(MkWh)	(%)		(Rs/kwh)	(Rs/kwh)	Rs(Mn)	Rs(Mn)	Rs(Mn)	Rs(Mn)
Residential - A1 Sanctioned Load Less Than 5Kw										
UPTO 50 Units per month	-	1.92	1.72	62460		2.00		3.84		1.92
Consumption Exceeding 50 Units	-		0.00							
1-100 Units P/M	-	29.44	28.31	77815		5.79		170.46		38.82
101-200 Units P/M	-	35.09	31.89	144536		6.11		289.45		335.84
201-300 Units P/M	-	19.03	17.01	90809		12.33		234.64		204.00
Above 300 Units	-	15.84	13.20	23687		15.07		235.09		192.76
Time of Day (TOD - Peak) For Load 5Kw & Above	-		0.00	0						
Time of Day (TOD - Off-Peak) For Load 5Kw & Above	-	0.004	0.00	566		6.22		0.03		0.015
Temporary E-1 (i) Residential Supply	-	0.00	0.00	1		15.50		0.01		0.0002
TOTAL DOMESTIC	-	101.72	90.91	399934	-	9.18	0	934.12		649.6732
Commercial - A2										
For Load Less 5KW	-	0.68	0.59	29342		14.77	0	9.75		3.14
For Load requirement 5KW & Above	25	0.005	0.00	145	400	9.72	9.01	0.05		0.037
Time of Day (TOD - Peak)	-	0.00	0.00	2			0.00			
Time of Day (TOD - Off-Peak)	8		0.00		400	8.01	0.00			
Temporary E-1 (ii) Commercial Supply	-		0.00	3	360	6.00	0.00			
TOTAL COMMERCIAL	33	0.67	0.60	29492	0.02	14.89	9.01	9.80		3.177
INDUSTRIAL										
B-1 upto 25 Kw (at 400/230 VOLTS)	-	0.97	0.87	3600		10.51	0.00	10.19		4.842
B-1b (09) T Peak	-		0.00				0.00			
B-1b (09) T Off Peak	-		0.00				0.00			
B-2(a) exceeding 25-500 Kw (at 400 Volts)	9,469	2.35	2.10	447	400	9.14	3.79	21.48		12.618
B-2 (b) -TOD (Peak) exceeding 25-500 Kw (at 400 Volts)	-		0.00				0.00			
B-2 -TOD (off-peak) exceeding 25-500 Kw (at 400 Volts)	-		0.00				0.00			
B-3 TOD (peak) (for all loads upto 5000 Kw at 11, 33 KV)	-		0.00				0.00			
B-3 - TOD (off-peak)	3,449	1.32	1.18	3	380	7.75	1.31	10.23		4.671
B-4 TOD (peak) (for all loads at 66, 132 KV & Above)	-		0.00				0.00			
B-4 TOD (off-peak)	-		0.00				0.00			
Temporary E-2 Industrial Supply	-		0.00			11.50	0.00			
TOTAL INDUSTRIAL	12,918	4.64	4.15	4050	1.10	9.03	5.10	41.90		22.131
Single Point Supply (Bulk)										
C-1 (a) Sanctioned Load Less than 5Kw	-	0.01	0.01	2		11.55	0.00	0.08		0.0371
C-1 (b) Sanctioned Load 5Kw & upto 500 Kw	2,417	0.47	0.42	53	400	10.35	0.97	4.96		2.42
Bulk Supply C-1(c) for supply at 400/230 Volts 5Kw & upto 500 Kw	-		0.00							
Bulk Supply C-1(c) (TOD) Off-Peak	-		0.00							
C-2 (a) 11/33 KV upto & including 5000 Kw	-		0.00							
Bulk Supply C-2(b) (TOD) Peak 11/33 KV upto & including 5000 Kw	-		0.00							
Bulk Supply C-2(b) (TOD) Off-Peak 11/33 KV upto & including 5000 Kw	-		0.00							
Bulk Supply C-3 (b) (TOD) Peak at 66 Kv & above & sanctioned	-		0.00							
Bulk Supply C-3 (b) (TOD) Off-Peak at 66 Kv & above & sanctioned	-		0.00							
TOTAL BULK SUPPLY	2,417.0	0.48	0.43	55	2.03	10.37	0.97	4.95		2.4571
Agricultural T-Well - Tariff D										
D-1(a) Scarp Less than 5KW	-	1.20	1.07	791		10.00	0.00	12.00		5.155
D-2 Agr TWell	72,139	3.19	2.85	7691	120	6.77	6.66	21.60	5.771	20.85
D-1 (b) - Peak Scarp & Agricultural 5KW & Above	-		0.00				0.00			
D-1 (b) Off-Peak Scarp & Agricultural 5KW & Above	-		0.00				0.00			
TOTAL AGRICULTURAL T/WELL	72,139.00	4.39	3.92	8482	1.97	7.65	6.66	33.60	5.771	26.006
Company Total	87,507	11.2	100%	442,013	0.13	9.16	14.73	1,024	6.77	703.4

CHIEF EXECUTIVE OFFICER
FAIA TESCO RESIDENTIAL

Distribution Company: TESCO
Proposed Revenue & Subsidy Statement
(Monthly, Quarterly as well as Consolidated)

Jun,15

Description	MDI Charged	Sales (MkWh)	Sales Mix (%)	Load Factor (%)	Revenue as per new proposed Tariff		Revenue as per GOP Notified Tariff		Subsidy	
					Fixed Charge	Variable Charge	Fixed Charge	Variable Charge	Fixed Charge	Variable Charge
					(Rs/kWh)	(Rs/kWh)	(Rs/kWh)	(Rs/kWh)	(Rs/kWh)	(Rs/kWh)
Residential - A1 Sanctioned Load Less Than 5Kw	-	0.00	0.00		-	-	-	-	-	-
UPTO-50 Units per month	-	2.13	2.03		-	4.00	-	2.00	-	2.00
Consumption Exceeding 60 Units	-	0.00	0.00		-	-	-	-	-	-
1-100 Units P/M	-	19.47	18.55		-	14.40	-	5.70	-	8.61
101-300 Units P/M	-	20.15	19.19		-	16.20	-	8.11	-	8.09
301-700 Units P/M	-	22.26	21.20		-	17.50	-	16.00	-	1.50
ABOVE 700 Units	-	19.36	18.44		-	18.10	-	18.00	-	0.10
Time of Day (TOD - Peak) For Load 5Kw & Above	-	6.85	6.53		-	19.00	-	-	-	19.00
Time of Day (TOD - Off-Peak) For Load 5Kw & Above	-	-	-		-	14.50	-	12.50	-	2.00
Temporary E-1 (I) Residential Supply	-	-	-		-	19.50	-	15.50	-	4.00
TOTAL DOMESTIC	-	90.23	85.93		-	16.46	-	-	-	16.46
Commercial - A2	-	0.00	0.00		-	-	-	-	-	-
For Load Less 5KW	58	0.88	0.84		-	20.00	-	18.00	-	2.00
For Load requirement 5KW & Above	2	0.00	0.00		400.00	20.00	400	16.00	-	4.00
Time of Day (TOD - Peak)	-	-	-		-	20.50	-	-	-	20.50
Time of Day (TOD - Off-Peak)	-	-	-		400.00	15.50	400	12.50	-	3.00
Temporary E-1 (II) Commercial Supply	-	-	-		-	20.50	-	-	-	20.50
TOTAL COMMERCIAL	60.00	0.89	0.84		0.00	20.00	0.00	17.99	-	2.01
INDUSTRIAL	-	0.00	0.00		-	-	-	-	-	-
B-1 upto 25 Kw (at 400/230 VOLTS)	-	1.26	1.20		-	18.00	-	14.50	-	3.50
B-1b (09) T Peak	-	-	-		-	20.50	-	14.50	-	6.00
B-1b (09) T Off-Peak	-	-	-		-	15.50	-	-	-	15.50
B-2 (a) exceeding 25-600 Kw (at 400 Volts)	7,302	2.23	2.13		400.00	16.50	400	14.00	-	2.50
B-2 (b) TOD (Peak) exceeding 25-600 Kw (at 400 Volts)	-	-	-		-	21.50	-	-	-	21.50
B-2 - TOD (off-peak) exceeding 25-600 Kw (at 400 Volts)	-	-	-		-	16.30	-	-	-	16.30
B-3 TOD (peak) (for all loads upto 6000 Kw at 11, 33 KV)	-	-	-		-	21.50	-	-	-	21.50
B-3 - TOD (off-peak)	14,064	4.00	3.81		300.00	17.00	300	12.20	-	4.80
B-4 TOD (peak) (for all loads at 66, 132 KV & Above)	-	-	-		-	-	-	-	-	-
B-4 TOD (off-peak)	-	-	-		-	-	-	12.00	-	(12.00)
Temporary E-2 Industrial Supply	-	-	-		-	-	-	-	-	-
TOTAL INDUSTRIAL	22,246.00	7.49	7.13		1.15	17.02	1.16	13.12	-	3.90
Single Point Supply (Bulk)	-	0.00	0.00		-	-	-	-	-	-
C-1 (a) Sanctioned Load Less than 5Kw	2	0.00	0.00		-	18.50	-	15.00	-	3.50
C-1 (b) Sanctioned Load 5Kw & upto 500 Kw	2,753	0.68	0.64		400.00	18.00	400	14.50	-	3.50
Bulk Supply C-1(c) for supply at 400/230 Volts 5Kw & upto 500 Kw Peak	-	-	-		-	-	-	-	-	-
Bulk Supply C-1(c) (TOD) Off-Peak	-	-	-		-	-	-	-	-	-
C-2 (a) 11/33 KV upto & Including 5000 Kw	-	-	-		-	-	-	-	-	-
Bulk Supply C-2(b) (TOD) Peak 11/33 KV upto & Including 5000 Kw	-	-	-		-	-	-	-	-	-
Bulk Supply C-2(b) (TOD) Off-Peak 11/33 KV upto & Including 5000 Kw	-	-	-		-	-	-	-	-	-
Bulk Supply C-3 (b) (TOD) Peak at 66 Kv & above & sanctioned load above 5000 Kw	-	-	-		-	-	-	-	-	-
Bulk Supply C-3 (b) (TOD) Off-Peak at 66 Kv & above & sanctioned load above 5000 Kw	-	-	-		-	-	-	-	-	-
TOTAL BULK SUPPLY	2,755.00	0.68	0.65		1.62	18.00	1.62	14.50	-	3.50
Agricultural T-Well - Tariff D	-	0.00	0.00		-	-	-	-	-	-
D-1(a) Scarp Less than 5KW	-	2.00	1.91		-	18.00	-	13.01	-	4.99
D-2 Agri TWell	72,184	3.71	3.53		120.00	17.00	200	10.35	(80.00)	6.65
D-1 (b) - Peak Scarp & Agricultural 5KW & Above	-	-	-		-	20.50	-	-	-	20.50
D-1 (b) Off-Peak Scarp & Agricultural 5KW & Above	-	-	-		-	13.30	-	-	-	13.30
TOTAL AGRICULTURAL TWELL	72,184.00	5.71	5.44		1.62	17.35	2.63	11.28	(1.01)	6.07
Public Lighting - Tariff-G	-	0.00	-		-	-	-	-	-	-
Residential Colony att. to Industrial - H	-	0.00	-		-	-	-	-	-	-
K (AJK)	-	0.00	-		-	-	-	-	-	-
Time of Day (TOD - Peak)	-	0.00	-		-	-	-	-	-	-
Time of Day (TOD - Off-Peak)	-	0.00	-		-	-	-	-	-	-
Rawal Lab	-	0.00	-		-	-	-	-	-	-
Company Total	97,245	105	100%		0.17	16.59	0.23	11.18	(0.05)	5.41

CHIEF EXECUTIVE OFFICER
FAIA TESCO Rawal.

Distribution Company: TESCO
Proposed Revenue & Subsidy Statement

Jun, 15

(Monthly/ Quarterly as well as Consolidated)

Description	MDI Charged	Sales	Sales Mix	Load Factor	Revenue as per new proposed Tariff		Revenue as per GOP Notified Tariff		Subsidy	
					Fixed Charge	Variable Charge	Fixed Charge	Variable Charge	Fixed Charge	Variable Charge
		(MkWh)	(%)	(%)	(Min Rs)	(Min Rs)	(Min Rs)	(Min Rs)	(Min Rs)	(Min Rs)
Residential - A1 Sanctioned Load Less Than 5Kw	-	0.00	0.03		-	-	-	-	-	-
UPTO-50 Units per month	-	2.13	2.03		-	9	-	4	-	4
Consumption Exceeding 50 Units	-	0.00	0.00		-	-	-	-	-	-
1-100 Units P/M	-	19.47	18.65		-	240	-	113	-	160
101-300 Units P/M	-	20.15	19.19		-	326	-	163	-	163
301-700 Units P/M	-	22.26	21.20		-	389	-	356	-	33
ABOVE 700 Units	-	19.36	18.44		-	350	-	348	-	2
Time of Day (TOD - Peak) For Load 5Kw & Above	-	6.85	6.53		-	130	-	-	-	130
Time of Day (TOD - Off-Peak) For Load 5Kw & Above	-	-	0.00		-	-	-	-	-	-
Temporary E-1 (i) Residential Supply	-	-	0.00		-	-	-	-	-	-
TOTAL DOMESTIC	-	90.23	85.93		-	1,485	-	985	-	500
Commercial - A2	-	0.00	0.00		-	-	-	-	-	-
For Load Less 5Kw	58	0.88	0.84		-	18	-	16	-	2
For Load requirement 5Kw & Above	2	0.00	0.00		0	0	0	0	-	0
Time of Day (TOD - Peak)	-	-	0.00		-	-	-	-	-	-
Time of Day (TOD - Off-Peak)	-	-	0.00		-	-	-	-	-	-
Temporary E-1(ii) Commercial Supply	-	-	0.00		-	-	-	-	-	-
TOTAL COMMERCIAL	60.00	0.89	0.84		0	18	0	16	-	2
INDUSTRIAL	-	0.00	0.00		-	-	-	-	-	-
B-1 upto 25 Kw (at 400/230 VOLTS)	-	1.26	1.20		-	23	-	18	-	4
B-1b (09) T Peak	-	-	0.00		-	-	-	-	-	-
B-1b (09) T Off Peak	-	-	0.00		-	-	-	-	-	-
B-2(a) exceeding 25-500 Kw (at 400 Volts)	7,382	2.23	2.13		3	37	3	31	-	6
B-2 (b) TOD (Peak) exceeding 25-500 Kw (at 400 Volts)	-	-	0.00		-	-	-	-	-	-
B-2 - TOD (off-peak) exceeding 25-500 Kw (at 400 Volts)	-	-	0.00		-	-	-	-	-	-
B-3 TOD (peak) (for all loads upto 6000 Kw at 11, 33 KV)	-	-	0.00		-	-	-	-	-	-
B-3 - TOD (off-peak)	14,864	4.00	3.81		6	68	6	49	-	19
B-4 TOD (peak) (for all loads at 66, 132 KV & Above)	-	-	0.00		-	-	-	-	-	-
B-4 TOD (off-peak)	-	-	0.00		-	-	-	-	-	-
Temporary E-2 Industrial Supply	-	-	0.00		-	-	-	-	-	-
TOTAL INDUSTRIAL	22,246.00	7.49	7.13		9	127	9	98	-	29
Single Point Supply (Bulk)	-	0.00	0.00		-	-	-	-	-	-
C-1 (a) Sanctioned Load Less than 5Kw	2	0.00	0.00		-	-	-	-	-	-
C-1 (b) Sanctioned Load 5Kw & upto 500 Kw	2,763	0.00	0.04		-	-	-	-	-	-
Bulk Supply C-1(c) for supply at 400/230 Volts 5Kw & upto 500 Kw Peak	-	-	0.00		-	-	-	-	-	-
Bulk Supply C-1(c) (TOD) Off-Peak	-	-	0.00		-	-	-	-	-	-
C-2 (a) 11/33 KV upto & Including 5000 Kw	-	-	0.00		-	-	-	-	-	-
Bulk Supply C-2(b) (TOD) Peak 11/33 KV upto & Including 5000 Kw	-	-	0.00		-	-	-	-	-	-
Bulk Supply C-2(b) (TOD) Off-Peak 11/33 KV upto & Including 5000 Kw	-	-	0.00		-	-	-	-	-	-
Bulk Supply C-3 (b) (TOD) Peak at 66 Kv & above & sanctioned load above 5000 Kw	-	-	0.00		-	-	-	-	-	-
Bulk Supply C-3 (b) (TOD) Off-Peak at 66 Kv & above & sanctioned load above 5000 Kw	-	-	0.00		-	-	-	-	-	-
TOTAL BULK SUPPLY	2,765.00	0.68	0.65		1	12	1	10	-	2
Agricultural T-Well - Tariff D	-	0.00	0.00		-	-	-	-	-	-
D-1(a) Scarp Less than 5KW	-	2.00	1.91		-	36	-	26	-	10
D-2 Agri TWell	72,184	3.71	3.53		9	63	14.44	38	(37)	25
D-1 (b) - Peak Scarp & Agricultural 5KW & Above	-	-	0.00		-	-	-	-	-	-
D-1 (b) Off-Peak Scarp & Agricultural 5KW & Above	-	-	0.00		-	-	-	-	-	-
TOTAL AGRICULTURAL T/WELL	72,184.00	5.71	5.44		9	99	14.44	64	(37)	35
Public Lighting - Tariff-G	-	0.00			-	-	-	-	-	-
Residential Colony att. to Industrial - H	-	0.00			-	-	-	-	-	-
K (AJK)	-	0.00			-	-	-	-	-	-
Time of Day (TOD - Peak)	-	0.00			-	-	-	-	-	-
Time of Day (TOD - Off-Peak)	-	0.00			-	-	-	-	-	-
Rawal Lab	-	0.00			-	-	-	-	-	-
Company Total	97,245	105	100.00		18	1,742	24.1	1,174	(37)	568

CHIEF EXECUTIVE OFFICER
FATA

May,15

Distribution Company: TESCO
Proposed Revenue & Subsidy Statement
(Monthly, Quarterly as well as Consolidated)

Description	MDI Charge	Sales (MkWh)	Sales (%age)	Load Factor (%age)	Revenue as per new proposed Tariff		Revenue as per GOP Notified Tariff		Subsidy	
					Fixed Charge	Variable Charge	Fixed Charge	Variable Charge	Fixed Charge	Variable Charge
					(Rs/kWh)	(Rs/kWh)	(Rs/kWh)	(Rs/kWh)	(Rs/kWh)	(Rs/kWh)
Residential - A1 Sanctioned Load Less Than 5Kw	-	0.00	0.00			4.00		2.00		2.00
UPTO-50 Units per month	-	2.14	2.09							
Consumption Exceeding 50 Units	-	0.00	0.00			14.40		5.79		8.61
1-100 Units P/M	-	20.61	20.21			17.00		8.11		8.89
101-300 Units P/M	-	44.95	44.07			18.00		12.09		5.91
301-700 Units P/M	-	21.08	20.67			19.50		16.00		3.50
ABOVE 700 Units	-	7.82	7.67			19.00		18.00		19.00
Time of Day (TOD - Peak) For Load 5Kw & Above	-	0.01	0.01			14.50		12.50		(3.50)
Time of Day (TOD - Off-Peak) For Load 5Kw & Above	-	0.00	0.00			19.50		8.99		7.00
Temporary E-1 (i) Residential Supply	-	96.61	94.72			16.58				
TOTAL DOMESTIC	-									
Commercial - A2	-	0.00	0.00			19.50		18.00		1.50
For Load Less 5KW	-	0.08	0.00		400.00	19.00	400	16.00		3.00
For Load requirement 5KW & Above	56	0.00	0.00			20.50				20.50
Time of Day (TOD - Peak)	2	0.00	0.00		400.00	15.50	400	12.50		3.00
Time of Day (TOD - Off-Peak)	-	0.00	0.00			20.50				20.50
Temporary E-1(ii) Commercial Supply	-	0.00	0.00			19.50	0.03	18.00		1.50
TOTAL COMMERCIAL	58.00	0.08	0.07		0.03					
INDUSTRIAL	-	0.00	0.00			18.00		14.50		3.50
B-1 upto 25 Kw (at 400/230 VOLTS)	-	0.52	0.51			20.50		14.50		6.00
B-1b (09) T Peak	-	0.00	0.00			15.50				15.50
B-1b (09) T Off Peak	6,000	0.59	0.57		400.00	16.50	400	14.00		2.50
B-2(a) exceeding 25-500 Kw (at 400 Volts)	-					21.50				16.30
B-2 (b) -TOD (Peak) exceeding 25-500 Kw (at 400 Volts)	-					16.30				21.50
B-2 -TOD (off-peak) exceeding 25-500 Kw (at 400 Volts)	-					21.50				3.00
B-3 TOD (peak) (for all loads upto 5000 Kw at 11, 33 KV)	9,447	0.00	0.00		380.00	15.20	380	12.20		
B-3 TOD (off-peak)	12,101	1.27	1.25							
B-4 TOD (peak) (for all loads at 66, 132 KV & Above)	-							12.00		(12.00)
B-4 TOD (off-peak)	-									
Temporary E-2 Industrial Supply	-									
TOTAL INDUSTRIAL	27,548.00	2.38	2.33		2.94	16.10	2.94	13.12		2.98
Single Point Supply (Bulk)	-	0.00	0.00			18.50		15.00		3.50
C-1 (a) Sanctioned Load Less than 5Kw	3	0.00	0.00		400.00	18.00	400	14.50		3.50
C-1 (b) Sanctioned Load 5Kw & upto 600 Kw	2,840	0.18	0.18							
Bulk Supply C-1(c) for supply at 400/230 Volts 5Kw & upto 500 Kw	-									
Peak	-									
Bulk Supply C-1(c) (TOD) Off-Peak	-									
C-2 (a) 11/33 KV upto & Including 6000 Kw	-									
Bulk Supply C-2(b) (TOD) Peak 11/33 KV upto & Including 6000 Kw	-									
Bulk Supply C-2(b) (TOD) Off-Peak 11/33 KV upto & Including 6000 Kw	-									
Bulk Supply C-3 (b) (TOD) Peak at 66 Kv & above & sanctioned load above 5000 Kw	-									
Bulk Supply C-3 (b) (TOD) Off-Peak at 66 Kv & above & sanctioned load above 5000 Kw	-				6.14	18.00	6.14	14.50		
TOTAL BULK SUPPLY	2,849.00	0.19	0.18							
Agricultural T-Well - Tariff D	-	0.00	0.00							
D-1(a) Scarp Less than 5KW	-	0.97	0.95			17.00		13.01		120.00
D-2 Agri TWell	72,184	1.17	1.15		120.00	16.50		10.35		
D-1 (b) - Peak Scarp & Agricultural 5KW & Above	-	0.00	0.00			20.50				
D-1 (b) Off-Peak Scarp & Agricultural 5KW & Above	-	0.00	0.00			13.30				
TOTAL AGRICULTURAL TWELL	72,184.00	2.14	2.10		4.05	16.73		11.56		4.05
Public Lighting - Tariff-G	-	0.00	0.00							
Residential Colony att. to Industrial - H	-	0.00	0.00							
K (AJK)	-	0.00	0.00							
Time of Day (TOD - Peak)	-	0.00	0.00							
Time of Day (TOD - Off-Peak)	-	0.00	0.00							
Rawat Lab	-	0.00	0.00							
Company Total	102,639	102	100%		0.16	16.59	0.08	9.21		0.08

CHIEF EXECUTIVE OFF
FAIA TESCO TESCO

Distribution Company: TESCO
Proposed Revenue & Subsidy Statement
(Monthly, Quarterly as well as Consolidated)

May, 15

Description	KWh Charged	Sales	Sales Mix	Load Factor	Revenue as per new proposed Tariff		Revenue as per GOP Notified Tariff		Subsidy	
					Fixed Charge	Variable Charge	Fixed Charge	Variable Charge	Fixed Charge	Variable Charge
		(KWh)	(%)	(%)	(Rs.)	(Rs.)	(Rs.)	(Rs.)	(Rs.)	(Rs.)
Residential - A1 Sanctioned Load Less Than 5Kw	-	0.00	0.00		-	-	-	-	-	-
UP10-50 Units per month	-	2.14	2.00		-	-	-	4	-	4
Consumption Exceeding 50 Units	-	0.00	0.00		-	-	-	-	-	-
1-100 Units P/M	-	20.61	20.21		-	297	-	119	-	177
101-300 Units P/M	-	44.95	44.07		-	764	-	365	-	400
301-700 Units P/M	-	21.08	20.67		-	379	-	255	-	125
ABOVE 700 Units	-	7.92	7.67		-	153	-	125	-	27
Time of Day (TOD - Peak) For Load 5Kw & Above	-	0.00	0.00		-	-	-	-	-	-
Time of Day (TOD - Off-Peak) For Load 5Kw & Above	-	0.01	0.01		-	0	-	0	-	(0)
Temporary E-1 (I) Residential Supply	-	0.00	0.00		-	0	-	0	-	0
TOTAL DOMESTIC	-	96.61	94.72		-	1,602	-	868	-	733
Commercial - A2	-	0.00	0.00		-	-	-	-	-	-
For Load Less 5KW	-	0.68	0.66		-	13	-	12	-	1
For Load requirement 5KW & Above	56	0.00	0.00		0	0	0	0	-	0
Time of Day (TOD - Peak)	2	0.00	0.00		-	-	-	-	-	-
Time of Day (TOD - Off-Peak)	-	0.00	0.00		-	-	-	-	-	-
Temporary E-1 (II) Commercial Supply	-	0.00	0.00		-	-	-	-	-	-
TOTAL COMMERCIAL	58.00	0.68	0.67		0	13	0	12	-	1
INDUSTRIAL	-	0.00	0.00		-	-	-	-	-	-
B-1 upto 25 Kw (at 400/230 VOLTS)	-	0.52	0.51		-	9	-	8	-	2
B-1b (09) T Peak	-	0.00	0.00		-	-	-	-	-	-
B-1b (05) T Off Peak	-	0.00	0.00		-	-	-	-	-	-
B-2(a) exceeding 25-500 Kw (at 400 Volts)	6,000	0.59	0.57		2	10	2	8	-	1
B-2 (b) -TOD (Peak) exceeding 25-500 Kw (at 400 Volts)	-	0.00	0.00		-	-	-	-	-	-
B-2 -TOD (off-peak) exceeding 25-500 Kw (at 400 Volts)	-	0.00	3.60		-	-	-	-	-	-
B-2 TOD (peak) (for all loads upto 5000 Kw at 11, 33 KV)	9,447	0.00	0.00		-	-	-	-	-	-
B-3 - TOD (off-peak)	12,101	1.27	1.25		5	19	5	16	-	4
B-4 TOD (peak) (for all loads at 66, 132 KV & Above)	-	0.00	0.00		-	-	-	-	-	-
B-4 TOD (off-peak)	-	0.00	0.00		-	-	-	-	-	-
Temporary E-2 Industrial Supply	-	0.00	0.00		-	-	-	-	-	-
TOTAL INDUSTRIAL	27,648.00	2.38	2.34		7	38	7	31	-	7
Single Point Supply (Bulk)	-	0.00	0.00		-	-	-	-	-	-
C-1 (a) Sanctioned Load Less than 5Kw	3	0.00	0.00		-	0	-	0	-	0
C-1 (b) Sanctioned Load 5Kw & upto 500 Kw	2,846	0.18	0.18		1	3	1	3	-	1
Bulk Supply C-1(c) for supply at 400/230 Volts 5Kw & upto 500 Kw Peak	-	0.00	0.00		-	-	-	-	-	-
Bulk Supply C-1(c) (TOD) Off-Peak	-	0.00	0.00		-	-	-	-	-	-
C-2 (a) 11/33 KV upto & Including 5000 Kw	-	0.00	0.00		-	-	-	-	-	-
Bulk Supply C-2(b) (TOD) Peak 11/33 KV upto & Including 5000 Kw	-	0.00	0.00		-	-	-	-	-	-
Bulk Supply C-2(b) (TOD) Off-Peak 11/33 KV upto & Including 5000 Kw	-	0.00	0.60		-	-	-	-	-	-
Bulk Supply C-3 (b) (TOD) Peak at 66 Kv & above & sanctioned load above 5000 Kw	-	0.00	0.00		-	-	-	-	-	-
Bulk Supply C-3 (b) (TOD) Off-Peak at 66 Kv & above & sanctioned load above 5000 Kw	-	0.00	0.00		-	-	-	-	-	-
TOTAL BULK SUPPLY	2,849.00	0.19	0.18		1	3	1	3	-	1
Agricultural T Wells - Tariff D	-	0.00	0.00		-	-	-	-	-	-
D-1(a) Scarp Load less than 5KW	-	0.97	0.95		-	17	-	13	-	4
D-2 Agri T Well	72,184	1.17	1.15		9	19	-	12	55	7
D-1 (b) - Peak Scarp & Agricultural 5KW & Above	-	0.00	0.00		-	-	-	-	-	-
D-1 (b) Off-Peak Scarp & Agricultural 5KW & Above	-	0.00	0.00		-	-	-	-	-	-
TOTAL AGRICULTURAL T WELL	72,184.00	2.14	2.10		9	36	-	25	55	11
Public Lighting - Tariff-G	-	0.00			-	-	-	-	-	-
Residential Colony att. to Industrial - H	-	0.00			-	-	-	-	-	-
K (AJX)	-	0.00			-	-	-	-	-	-
Time of Day (TOD - Peak)	-	0.00			-	-	-	-	-	-
Time of Day (TOD - Off-Peak)	-	0.00			-	-	-	-	-	-
Rawat Lab	-	0.00			-	-	-	-	-	-
Company Total	102,639	162	100.00		17	1,692	8.2	939	66	763

Udy
CHIEF EXECUTIVE OFFICER
FAIA TESCO Feb 2014

Distribution Company: **TESCO**
Proposed Revenue & Subsidy Statement
(Monthly, Quarterly as well as Consolidated)

Apr, 15

Description	MDI Charged	Sales (MkWh)	Sales Mix (%)	Load Factor (%)	Revenue as per new proposed Tariff		Revenue as per GOP Notified Tariff		Subsidy	
					Fixed Charge	Variable Charge	Fixed Charge	Variable Charge	Fixed Charge	Variable Charge
Residential - A1 Sanctioned Load Less Than 5Kw	-	0.00	0.00	-	-	-	-	-	-	-
UPTO-50 Units per month	-	1.36	1.32	-	-	4.00	-	2.00	-	2.00
Consumption Exceeding 50 Units	-	0.00	0.00	-	-	-	-	-	-	-
1-100 Units P/M	-	32.85	31.89	-	-	14.46	-	5.79	-	8.61
101-300 Units P/M	-	34.77	33.70	-	-	17.10	-	8.11	-	8.99
301-700 Units P/M	-	15.68	15.22	-	-	18.40	-	12.33	-	6.07
ABOVE 700 Units	-	6.15	5.97	-	-	19.50	-	15.07	-	4.43
Time of Day (TOD - Peak) For Load 5Kw & Above	-	0.00	0.00	-	-	19.00	-	-	-	19.00
Time of Day (TOD - Off-Peak) For Load 5Kw & Above	-	0.00	0.00	-	-	14.50	-	8.22	-	6.28
Temporary E-1 (i) Residential Supply	-	0.00	0.00	-	-	19.50	-	15.50	-	4.00
TOTAL DOMESTIC	-	90.82	88.17	-	-	17.41	-	9.33	-	8.08
Commercial - A2	-	0.00	0.00	-	-	-	-	-	-	-
For Load Less 5KW	-	0.86	0.83	-	-	19.50	-	14.77	-	4.73
For Load requirement 5KW & Above	37	0.00	0.00	-	400.00	19.00	400	9.72	-	9.28
Time of Day (TOD - Peak)	6	0.00	0.00	-	-	20.50	-	-	-	20.50
Time of Day (TOD - Off-Peak)	-	0.00	0.00	-	400.00	15.50	400	8.01	-	7.49
Temporary E-1 (ii) Commercial Supply	-	0.00	0.00	-	-	20.50	-	-	-	20.50
TOTAL COMMERCIAL	43.00	0.87	0.84	-	0.02	16.78	0.03	12.68	(0.00)	4.10
INDUSTRIAL	-	0.00	0.00	-	-	-	-	-	-	-
B-1 upto 25 Kw (at 400/230 VOLTS)	-	1.19	1.15	-	-	18.00	-	10.51	-	7.49
B-1b (09) T Peak	-	0.00	0.00	-	-	20.50	-	-	-	20.50
B-1b (09) T Off Peak	-	0.00	0.00	-	-	15.50	-	-	-	15.50
B-2(a) exceeding 25-500 Kw (at 400 Volts)	6,000.0	1.69	1.64	-	400.00	16.50	400	9.14	-	7.36
B-2 (b) -TOD (Peak) exceeding 25-500 Kw (at 400 Volts)	-	-	-	-	-	21.50	-	-	-	21.50
B-2 -TOD (off-peak) exceeding 25-500 Kw (at 400 Volts)	-	-	-	-	-	16.30	-	-	-	16.30
B-3 TOD (peak) (for all loads upto 5000 Kw at 11, 33 KV)	12,101.0	0.00	0.00	-	-	21.50	-	12.68	-	8.82
B-3 -TOD (off-peak)	9,447.0	3.45	3.35	-	380.00	15.20	380	7.75	-	7.45
B-4 TOD (peak) (for all loads at 66, 132 KV & Above)	-	-	-	-	-	-	-	-	-	-
B-4 TOD (off-peak)	-	-	-	-	-	-	-	-	-	-
Temporary E-2 Industrial Supply	-	-	-	-	-	-	-	11.50	-	(11.50)
TOTAL INDUSTRIAL	27,548.00	0.40	6.22	-	0.84	7.61	1.84	4.20	-	3.41
Single Point Supply (Bulk)	-	0.00	0.00	-	-	-	-	-	-	-
C-1 (a) Sanctioned Load Less than 5Kw	3	0.01	0.01	-	-	18.50	-	11.55	-	6.95
C-1 (b) Sanctioned Load 5Kw & upto 500 Kw	2,846	0.61	0.59	-	400.00	18.00	400	10.35	-	7.65
Bulk Supply C-1(c) for supply at 400/230 Volts 5Kw & upto 500 Kw Peak	-	-	-	-	-	-	-	-	-	-
Bulk Supply C-1(c) (TOD) Off-Peak	-	-	-	-	-	-	-	-	-	-
C-2 (a) 11/33 KV upto & Including 5000 Kw	-	-	-	-	-	-	-	-	-	-
Bulk Supply C-2(b) (TOD) Peak 11/33 KV upto & Including 5000 Kw	-	-	-	-	-	-	-	-	-	-
Bulk Supply C-2(b) (TOD) Off-Peak 11/33 KV upto & Including 5000 Kw	-	-	-	-	-	-	-	-	-	-
Bulk Supply C-3 (b) (TOD) Peak at 66 Kv & above & sanctioned load above 5000 Kw	-	-	-	-	-	-	-	-	-	-
Bulk Supply C-3 (b) (TOD) Off-Peak at 66 Kv & above & sanctioned load above 5000 Kw	-	-	-	-	-	-	-	-	-	-
TOTAL BULK SUPPLY	2,849.00	0.62	0.60	-	1.62	15.77	1.85	9.08	(0.23)	6.69
Agricultural T-Wells - Tariff D	-	0.00	0.00	-	-	-	-	-	-	-
D-1(a) Scarp Less than 5KW	-	2.27	2.20	-	-	17.00	-	10.00	-	7.00
D-2 Agri T/Well	72,184	2.03	1.97	-	120.00	16.50	120	8.77	-	9.73
D-1 (b) - Peak Scarp & Agricultural 5KW & Above	-	-	-	-	-	20.50	-	-	-	20.50
D-1 (b) Off-Peak Scarp & Agricultural 5KW & Above	-	-	-	-	-	13.30	-	-	-	13.30
TOTAL AGRICULTURAL T/WELL	72,184.00	4.30	4.17	-	2.17	13.24	2.74	6.48	(0.67)	6.76
Public Lighting - Tariff-G	-	0.00	-	-	-	-	-	-	-	-
Residential Colony att. to Industrial - H	-	0.00	-	-	-	-	-	-	-	-
K (AJK)	-	0.00	-	-	-	-	-	-	-	-
Time of Day (TOD - Peak)	-	0.00	-	-	-	-	-	-	-	-
Time of Day (TOD - Off-Peak)	-	0.00	-	-	-	-	-	-	-	-
Rawat Lab	-	0.00	-	-	-	-	-	-	-	-
Company Total	102,624	103	100%	-	0.15	16.61	0.15	8.92	0.00	7.69

CHIEF EXECUTIVE OFFICER
HATA TESCO, Rawat.

Distribution Company: TESCO
Proposed Revenue & Subsidy Statement

Apr, 15

(Monthly, Quarterly as well as Consolidated)

Description	MDI Charged	Sales	Sales Mix	Load Factor	Revenue as per new proposed Tariff		Revenue as per GOP Notified Tariff		Subsidy	
					Fixed Charge	Variable Charge	Fixed Charge	Variable Charge	Fixed Charge	Variable Charge
		(MkWh)	(%)	(%)	(Min Rs)	(Min Rs)	(Min Rs)	(Min Rs)	(Min Rs)	(Min Rs)
Residential - A1 Sanctioned Load Less Than 5Kw	-	-	0.00	-	-	-	-	-	-	-
Up to 60 Units per month	-	1	1.00	-	-	-	-	2	-	2
Consumption Exceeding 60 Units	-	-	0.00	-	-	-	-	-	-	-
1-100 Units P/M	-	33	32.19	-	-	477	-	192	-	286
101-300 Units P/M	-	33	32.32	-	-	569	-	270	-	299
301-700 Units P/M	-	14	13.47	-	-	255	-	171	-	84
ABOVE 700 Units	-	14	13.66	-	-	274	-	212	-	62
Time of Day (TOD - Peak) For Load 5Kw & Above	-	-	0.00	-	-	-	-	-	-	-
Time of Day (TOD - Off-Peak) For Load 5Kw & Above	-	0	0.00	-	-	0	-	0	-	0
Temporary E-1 (I) Residential Supply	-	0	0.00	-	-	0	-	0	-	0
TOTAL DOMESTIC	-	95.43	92.65	-	-	1,581	-	847	-	733
Commercial - A2	-	-	0.00	-	-	-	-	-	-	-
For Load Less 5KW	-	1	0.72	-	-	14	-	11	-	3
For Load requirement 5KW & Above	29	0	0.00	-	0	0	0	0	-	0
Time of Day (TOD - Peak)	2	-	0.00	-	-	-	-	-	-	-
Time of Day (TOD - Off-Peak)	20	0	0.00	-	0	0	0	0	-	0
Temporary E-1 (II) Commercial Supply	-	-	0.00	-	-	-	-	-	-	-
TOTAL COMMERCIAL	51	0.74	0.72	-	0	15	0	11	-	4
INDUSTRIAL	-	-	0.00	-	-	-	-	-	-	-
B-1 upto 25 Kw (at 400/230 VOLTS)	-	1	0.09	-	-	17	-	10	-	7
B-1 to (03) T Peak	-	-	0.00	-	-	-	-	-	-	-
B-1 to (03) T Off Peak	-	-	0.00	-	-	-	-	-	-	-
B-2(a) exceeding 25-500 Kw (at 400 Volts)	11,587	1	1.06	-	5	18	5	10	-	8
B-2 (b) -TOD (Peak) exceeding 25-500 Kw (at 400 Volts)	-	-	0.00	-	-	-	-	-	-	-
E-2 -TOD (off-peak) exceeding 25-500 Kw (at 400 Volts)	-	-	0.00	-	-	-	-	-	-	-
B-3 TOD (peak) (for all loads upto 5000 Kw at 11, 33 KV)	-	-	0.00	-	-	-	-	-	-	-
B-3 - TOD (off-peak)	2,020	1	0.90	-	1	14	1	7	-	7
B-4 TOD (peak) (for all loads at 66, 132 KV & Above)	-	-	0.00	-	-	-	-	-	-	-
B-4 TOD (off-peak)	-	-	0.00	-	-	-	-	-	-	-
Temporary E-2 Industrial Supply	-	-	0.00	-	-	-	-	-	-	-
TOTAL INDUSTRIAL	13,607	2.94	2.86	-	5	49	6	27	-	22
Single Point Supply (Bulk)	-	-	0.00	-	-	-	-	-	-	-
C-1 (a) Sanctioned Load Less than 5Kw	-	0	0.01	-	-	0	-	0	-	0
C-1 (b) Sanctioned Load 5Kw & upto 500 Kw	2,503	1	0.52	-	1	10	1	6	-	4
Bulk Supply C-1(c) for supply at 400/230 Volts 5Kw & upto 500 Kw Peak	-	-	0.00	-	-	-	-	-	-	-
Bulk Supply C-1(c) (TOD) Off-Peak	-	-	0.00	-	-	-	-	-	-	-
C-2 (a) 11/33 KV upto & Including 5000 Kw	-	-	0.00	-	-	-	-	-	-	-
Bulk Supply C-2(b) (TOD) Peak 11/33 KV upto & Including 5000 Kw	-	-	0.00	-	-	-	-	-	-	-
Bulk Supply C-2(b) (TOD) Off-Peak 11/33 KV upto & Including 5000 Kw	-	-	0.00	-	-	-	-	-	-	-
Bulk Supply C-3 (b) (TOD) Peak at 66 Kv & above & sanctioned load above 5000 Kw	-	-	0.00	-	-	-	-	-	-	-
Bulk Supply C-3 (b) (TOD) Off-Peak at 66 Kv & above & sanctioned load above 5000 Kw	-	-	0.00	-	-	-	-	-	-	-
TOTAL BULK SUPPLY	2,503	0.54	0.52	-	1	10	1	6	-	4
Agricultural T-Well - Tariff D	-	-	0.00	-	-	-	-	-	-	-
D-1(a) Scarp Less than 5KW	-	1	1.45	-	-	25	-	15	-	10
D-2 Agri TWell	77,661	2	1.86	-	9	32	9.32	13	-	19
D-1 (b) - Peak Scarp & Agricultural 5KW & Above	-	-	0.00	-	-	-	-	-	-	-
D-1 (b) Off-Peak Scarp & Agricultural 5KW & Above	-	-	0.00	-	-	-	-	-	-	-
TOTAL AGRICULTURAL TWell	77,661	3.41	3.31	-	9	57	9.32	28	-	29
Public Lighting - Tariff G	-	-	-	-	-	-	-	-	-	-
Residential Colony att. to Industrial - H	-	-	-	-	-	-	-	-	-	-
K (AJK)	-	-	-	-	-	-	-	-	-	-
Time of Day (TOD - Peak)	-	-	-	-	-	-	-	-	-	-
Time of Day (TOD - Off-Peak)	-	-	-	-	-	-	-	-	-	-
Rawat Lab	-	-	-	-	-	-	-	-	-	-
Company Total	93,822	103.06	100.06	-	16	1,711	15.7	919	-	792

CHIEF EXECUTIVE OFFICER
ATA TESCO, Rawat Lab

Distribution Company: **TESCO**
Proposed Revenue & Subsidy Statement
(Monthly, Quarterly as well as Consolidated)

Mar, 15

Description	MDI Charged	Sales	Sales Mix	Load Factor	Revenue as per new proposed Tariff		Revenue as per GOP Notified Tariff		Subsidy	
					Fixed Charge	Variable Charge	Fixed Charge	Variable Charge	Fixed Charge	Variable Charge
		(MkWh)	(%)	(%)	(Rs/KWh)	(Rs/KWh)	(Rs/KWh)	(Rs/KWh)	(Rs/KWh)	(Rs/KWh)
Residential - A1 Sanctioned Load Less Than 6Kw	-	0.00	0.00		-	-	-	-	-	-
UP TO 50 Units per month	-	0.83	0.82		-	4.00	-	2.00	-	2.00
Consumption Exceeding 50 Units	-	0.00	0.00		-	-	-	-	-	-
1-100 Units P/M	-	29.37	29.08		-	14.40	-	5.79	-	8.61
101-300 Units P/M	-	34.70	34.35		-	16.55	-	8.11	-	8.44
301-700 Units P/M	-	18.79	18.61		-	18.20	-	12.33	-	5.87
ABOVE 700 Units	-	7.91	7.83		-	19.50	-	15.07	-	4.43
Time of Day (TOD - Peak) For Load 6Kw & Above	-	0.00	0.00		-	19.00	-	-	-	19.00
Time of Day (TOD - Off-Peak) For Load 6Kw & Above	-	0.01	0.01		-	14.50	-	8.22	-	6.28
Temporary E-1 (I) Residential Supply	-	0.00	0.00		-	19.50	-	15.50	-	4.00
TOTAL DOMESTIC	-	91.60	90.69		-	16.34	-	8.78	-	7.56
Commercial - A2	-	0.00	0.00		-	-	-	-	-	-
For Load Less 6Kw	-	0.74	0.74		-	19.50	-	14.77	-	4.73
For Load requirement 6Kw & Above	39	0.00	0.00		400.00	19.00	400	9.72	-	9.28
Time of Day (TOD - Peak)	-	-	-		-	20.50	-	-	-	20.50
Time of Day (TOD - Off-Peak)	6	0.00	0.00		400.00	15.50	400	8.01	-	7.49
Temporary E-1 (II) Commercial Supply	-	0.00	0.00		-	20.50	400	15.00	(400.00)	5.50
TOTAL COMMERCIAL	45.00	0.74	0.74		0.02	19.50	0.02	14.77	-	4.73
INDUSTRIAL	-	0.00	0.00		-	-	-	-	-	-
B-1 upto 25 Kw (at 400/230 VOLTS)	-	1.00	0.99		-	18.00	-	10.51	-	7.49
B-1b (09) T Peak	-	0.00	0.00		-	20.50	-	-	-	20.50
B-1b (09) T Off Peak	-	0.00	0.00		-	15.50	-	-	-	15.50
B-2(a) exceeding 25-600 Kw (at 400 Volts)	61,517	1.34	1.33		400.00	16.50	400	9.14	-	7.36
B-2 (b) - TOD (Peak) exceeding 25-600 Kw (at 400 Volts)	-	-	-		-	21.50	-	-	-	21.50
B-2 - TOD (off-peak) exceeding 25-600 Kw (at 400 Volts)	-	-	-		-	16.30	-	-	-	16.30
B-3 TOD (peak) (for all loads upto 5000 Kw at 11, 33 KV)	-	-	-		-	21.50	-	-	-	21.50
B-3 - TOD (off-peak)	11,818	2.38	2.35		300.00	15.20	380	7.75	-	7.45
B-4 TOD (peak) (for all loads at 66, 132 KV & Above)	-	-	-		-	-	-	-	-	-
B-4 TOD (off-peak)	-	-	-		-	-	-	-	-	-
Temporary E-2 Industrial Supply	-	-	-		-	-	-	11.50	-	(11.50)
TOTAL INDUSTRIAL	73,335.00	4.72	4.68		6.16	16.16	6.16	8.73	-	7.43
Single Point Supply (Bulk)	-	0.00	0.00		-	-	-	-	-	-
C-1 (a) Sanctioned Load Less than 6Kw	-	0.01	0.01		-	18.50	-	11.55	-	6.95
C-1 (b) Sanctioned Load 6Kw & upto 500 Kw	2,830	0.51	0.51		400.00	18.00	400	10.35	-	7.65
Bulk Supply C-1(c) for supply at 400/230 Volts 6Kw & upto 500 Kw Peak	-	-	-		-	-	-	-	-	-
Bulk Supply C-1(c) (TOD) Off-Peak	-	-	-		-	-	-	-	-	-
C-2 (a) 11/33 KV upto & Including 5000 Kw	-	-	-		-	-	-	-	-	-
Bulk Supply C-2(b) (TOD) Peak 11/33 KV upto & Including 5000 Kw	-	-	-		-	-	-	-	-	-
Bulk Supply C-2(b) (TOD) Off-Peak 11/33 KV upto & Including 5000 Kw	-	-	-		-	-	-	-	-	-
Bulk Supply C-3 (b) (TOD) Peak at 66 Kv & above & sanctioned load above 5000 Kw	-	-	-		-	-	-	-	-	-
Bulk Supply C-3 (b) (TOD) Off-Peak at 66 Kv & above & sanctioned load above 5000 Kw	-	-	-		-	-	-	-	-	-
TOTAL BULK SUPPLY	2,830.00	0.52	0.51		2.18	18.01	2.18	10.36	-	7.64
Agricultural T-Well - Tariff D	-	0.00	0.00		-	-	-	-	-	-
D-1(a) Scarp Less than 5Kw	-	1.85	1.83		-	17.30	-	10.00	-	7.00
D-2 Agri T/Well	72,184	1.56	1.54		120.00	16.50	120	6.77	-	9.73
D-1 (b) - Peak Scarp & Agricultural 6Kw & Above	-	-	-		-	20.50	-	-	-	20.50
D-1 (b) Off-Peak Scarp & Agricultural 6Kw & Above	-	-	-		-	13.30	-	-	-	13.30
TOTAL AGRICULTURAL T/Well	72,184.00	3.41	3.38		2.64	16.77	2.64	8.52	-	8.25
Public Lighting - Tariff-G	-	0.00	-		-	-	-	-	-	-
Residential Colony att. to Industrial - H	-	0.00	-		-	-	-	-	-	-
K (AJK)	-	0.00	-		-	-	-	-	-	-
Time of Day (TOD - Peak)	-	0.00	-		-	-	-	-	-	-
Time of Day (TOD - Off-Peak)	-	0.00	-		-	-	-	-	-	-
Rawat Lab	-	0.00	-		-	-	-	-	-	-
Company Total	148,394	101	100%		0.39	16.38	0.39	8.82	-	7.56

Chief Executive Officer
TESCO

Distribution Company: TESCO
Proposed Revenue & Subsidy Statement
(Monthly, Quarterly as well as Consolidated)

Mar, 15

Description	MDI Charged	Sales	Sales Mix	Load Factor	Revenue as per new proposed Tariff		Revenue as per GOP Notified Tariff		Subsidy	
					Fixed Charge	Variable Charge	Fixed Charge	Variable Charge	Fixed Charge	Variable Charge
		(MkWh)	(%)	(%)	(Min Rs)	(Min Rs)	(Min Rs)	(Min Rs)	(Min Rs)	(Min Rs)
Residential - A1 Sanctioned Load Less Than 5Kw	-	0.00	0.00		-	-	-	-	-	-
0/PTO-50 Units per month	-	0.03	0.02		-	-	-	2	-	2
Consumption Exceeding 50 Units	-	0.00	0.00		-	-	-	-	-	-
1-100 Units P/M	-	29.37	29.00		-	423	-	170	-	253
101-300 Units P/M	-	34.70	34.35		-	574	-	281	-	293
301-700 Units P/M	-	18.79	18.61		-	342	-	232	-	110
ABOVE 700 Units	-	7.91	7.03		-	154	-	119	-	35
Time of Day (TOD - Peak) For Load 5Kw & Above	-	0.00	0.00		-	-	-	-	-	-
Time of Day (TOD - Off-Peak) For Load 5Kw & Above	-	0.01	0.01		-	0	-	0	-	0
Temporary E-1 (I) Residential Supply	-	0.00	0.00		-	-	-	-	-	-
TOTAL DOMESTIC	-	91.60	90.69		-	1,497	-	804	-	693
Commercial - A2	-	0.00	0.00		-	-	-	-	-	-
For Load Less 5KW	-	0.74	0.74		-	15	-	11	-	4
For Load requirement 5KW & Above	39	0.00	0.00		0	-	0	-	-	-
Time of Day (TOD - Peak)	-	0.00	0.00		-	-	-	-	-	-
Time of Day (TOD - Off-Peak)	6	0.00	0.00		0	-	0	-	-	-
Temporary E-1(II) Commercial Supply	-	0.00	0.00		-	-	-	-	-	-
TOTAL COMMERCIAL	45.00	0.74	0.74		0	15	0	11	-	4
INDUSTRIAL	-	0.00	0.00		-	-	-	-	-	-
D-1 upto 25 Kw (at 400/230 VOLTS)	-	1.00	0.99		-	18	-	11	-	8
B-1b (03) T Peak	-	0.00	0.00		-	-	-	-	-	-
B-1b (03) T Off Peak	-	0.00	0.00		-	-	-	-	-	-
B-2(a) exceeding 25-500 Kw (at 400 Volts)	61,517	1.34	1.33		25	22	25	12	-	10
B-2 (b) -TOD (Peak) exceeding 25-500 Kw (at 400 Volts)	-	0.00	0.00		-	-	-	-	-	-
B-2 -TOD (off-peak) exceeding 25-500 Kw (at 400 Volts)	-	0.00	0.00		-	-	-	-	-	-
B-3 TOD (peak) (for all loads upto 5000 Kw at 11, 33 KV)	-	0.00	0.00		-	-	-	-	-	-
B-3 - TOD (off-peak)	11,818	2.38	2.35		4	30	4	16	-	18
B-4 TOD (peak) (for all loads at 66, 132 KV & Above)	-	0.00	0.00		-	-	-	-	-	-
B-4 TOD (off-peak)	-	0.00	0.00		-	-	-	-	-	-
Temporary E-2 Industrial Supply	-	0.00	0.00		-	-	-	-	-	-
TOTAL INDUSTRIAL	73,335.00	4.72	4.68		29	76	29	41	-	35
Single Point Supply (Bulk)	-	0.00	0.00		-	-	-	-	-	-
C-1 (a) Sanctioned Load Less than 5Kw	-	0.01	0.01		-	0	-	0	-	0
C-1 (b) Sanctioned Load 5Kw & upto 500 Kw	2,830	0.51	0.51		1	9	1	5	-	4
Bulk Supply C-1(c) for supply at 400/230 Volts 5Kw & upto 500 Kw Peak	-	0.00	0.00		-	-	-	-	-	-
Bulk Supply C-1(c) (TOD) Off-Peak	-	0.00	0.00		-	-	-	-	-	-
C-2 (a) 11/33 KV upto & Including 5000 Kw	-	0.00	0.00		-	-	-	-	-	-
Bulk Supply C-2(b) (TOD) Peak 11/33 KV upto & Including 5000 Kw	-	0.00	0.00		-	-	-	-	-	-
Bulk Supply C-2(b) (TOD) Off-Peak 11/33 KV upto & Including 5000 Kw	-	0.00	0.00		-	-	-	-	-	-
Bulk Supply C-3 (b) (TOD) Peak at 66 Kv & above & sanctioned load above 5000 Kw	-	0.00	0.00		-	-	-	-	-	-
Bulk Supply C-3 (b) (TOD) Off-Peak at 66 Kv & above & sanctioned load above 5000 Kw	-	0.00	0.00		-	-	-	-	-	-
TOTAL BULK SUPPLY	2,830.00	0.52	0.51		1	9	1	5	-	4
Agricultural T-Well - Tariff D	-	0.00	0.00		-	-	-	-	-	-
D-1(a) Scarp Less than 5KW	-	1.05	1.03		-	31	-	19	-	13
D-2 Agri TWell	72,184	1.56	1.54		9	26	8.66	11	-	15
D-1 (b) - Peak Scarp & Agricultural 5KW & Above	-	0.00	0.00		-	-	-	-	-	-
D-1 (b) Off-Peak Scarp & Agricultural 5KW & Above	-	0.00	0.00		-	-	-	-	-	-
TOTAL AGRICULTURAL T.WELL	72,184.00	3.41	3.38		9	57	8.66	29	-	28
Public Lighting - Tariff-G	-	0.00			-	-	-	-	-	-
Residential Colony att. to Industrial - H	-	0.00			-	-	-	-	-	-
K (AJK)	-	0.00			-	-	-	-	-	-
Time of Day (TOD - Peak)	-	0.00			-	-	-	-	-	-
Time of Day (TOD - Off-Peak)	-	0.00			-	-	-	-	-	-
Rawat Lab	-	0.00			-	-	-	-	-	-
Company Total	148,394	101	100.00		39	1,654	38.9	891	-	763

CHIEF EXECUTIVE OFFICER
FAIA INDO ROADWAY

Distribution Company: **TESCO**
Proposed Revenue & Subsidy Statement
(Monthly, Quarterly as well as Consolidated)

Feb, 15

Description	MDI Charged	Sales	Sales Mix	Load Factor	Revenue as per new proposed Tariff		Revenue as per GOP Notified Tariff		Subsidy	
					Fixed Charge	Variable Charge	Fixed Charge	Variable Charge	Fixed Charge	Variable Charge
		(MkWh)	(%age)	(%age)	(Rs/kWh)	(Rs/kWh)	(Rs/kWh)	(Rs/kWh)	(Rs/kWh)	(Rs/kWh)
Residential - A1 Sanctioned Load Less Than 5Kw	-	0.00	0.00		-	-	-	-	-	-
UPTO-50 Units per month	-	0.88	0.90		-	4.00	-	2.00	-	2.00
Consumption Exceeding 50 Units	-	0.00	0.00		-	-	-	-	-	-
1-100 Units P/M	-	28.98	29.57		-	14.50	-	5.79	-	8.71
101-300 Units P/M	-	33.04	33.71		-	18.50	-	8.11	-	10.39
301-700 Units P/M	-	17.29	17.65		-	19.50	-	12.33	-	7.17
ABOVE 700 Units	-	7.21	7.30		-	19.50	-	15.07	-	4.73
Time of Day (TOD - Peak) For Load 5Kw & Above	-	0.00	0.00		-	-	-	-	-	-
Time of Day (TOD - Off-Peak) For Load 5Kw & Above	-	0.01	0.01		-	16.04	-	8.22	-	7.82
Temporary E-1 (I) Residential Supply	-	0.00	0.00		-	19.54	-	15.50	-	4.04
TOTAL DOMESTIC	-	87.41	89.20		-	17.33	-	8.69	-	8.64
Commercial - A2	-	0.00	0.00		-	-	-	-	-	-
For Load Less 5KW	-	0.76	0.78		-	18.00	-	14.77	-	3.23
For Load requirement 5KW & Above	60	0.00	0.00		400.00	17.00	400	9.72	-	7.28
Time of Day (TOD - Peak)	-	-	-		-	17.50	-	-	-	17.50
Time of Day (TOD - Off-Peak)	3	0.00	0.00		400.00	12.50	400	8.01	-	4.49
Temporary E-1(ii) Commercial Supply	-	0.00	0.00		380.00	-	-	-	380.00	-
TOTAL COMMERCIAL	63.00	0.77	0.78		0.03	17.99	0.03	14.74	-	3.25
INDUSTRIAL	-	0.00	0.00		-	-	-	-	-	-
B-1 upto 25 Kw (at 400/230 VOLTS)	-	1.08	1.11		-	15.50	-	10.51	-	4.99
B-1b (09) T Peak	-	0.00	0.00		-	-	-	-	-	-
B-1b (09) T Off Peak	-	0.00	0.00		-	-	-	-	-	-
B-2(a) exceeding 25-500 Kw (at 400 Volts)	7,863	1.70	1.74		400.00	15.00	400	9.14	-	5.86
B-2 (b) -TOD (Peak) exceeding 25-500 Kw (at 400 Volts)	-	-	-		-	-	-	-	-	-
B-2 -TOD (off-peak) exceeding 25-500 Kw (at 400 Volts)	-	-	-		-	-	-	-	-	-
B-3 TOD (peak) (for all loads upto 5000 Kw at 11, 33 KV)	8,770	2.58	2.83		-	-	380	7.75	(330.00)	(7.75)
B-3 - TOD (off-peak)	-	-	-		380.00	14.50	-	-	380.00	14.50
B-4 TOD (peak) (for all loads at 66, 132 KV & Above)	-	-	-		-	17.50	-	-	-	17.50
B-4 TOD (off-peak)	-	-	-		-	-	-	-	-	-
Temporary E-2 Industrial Supply	-	0.00	0.00		-	21.50	-	-	-	21.50
TOTAL INDUSTRIAL	16,633.00	5.35	5.47		0.59	7.89	1.21	8.75	-	(0.86)
Single Point Supply (Bulk)	-	0.00	0.00		-	-	-	-	-	-
C-1 (a) Sanctioned Load Less than 5Kw	6	0.01	0.01		-	16.00	-	11.55	-	4.45
C-1 (b) Sanctioned Load 5Kw & upto 500 Kw	2,985	0.53	0.54		400.00	15.50	400	10.35	-	5.15
Bulk Supply C-1(c) for supply at 400/230 Volts 5Kw & upto 500 Kw Peak	-	-	-		-	17.50	-	-	-	17.50
Bulk Supply C-1(c) (TOD) Off-Peak	-	-	-		-	11.50	-	-	-	11.50
C-2 (a) 11/33 KV upto & including 5000 Kw	-	-	-		-	17.50	-	-	-	17.50
Bulk Supply C-2(b) (TOD) Peak 11/33 KV upto & including 5000 Kw	-	-	-		-	11.30	-	-	-	11.30
Bulk Supply C-2(b) (TOD) Off-Peak 11/33 KV upto & including 5000 Kw	-	-	-		-	-	-	-	-	-
Bulk Supply C-3 (b) (TOD) Peak at 66 Kv & above & sanctioned load above 5000 Kw	-	-	-		-	17.50	-	-	-	17.50
Bulk Supply C-3 (b) (TOD) Off-Peak at 66 Kv & above & sanctioned load above 5000 Kw	-	-	-		-	-	-	-	-	-
TOTAL BULK SUPPLY	2,991.00	0.54	0.55		2.21	16.61	2.21	10.37	-	6.14
Agricultural T-Well - Tariff D	-	0.00	0.00		-	-	-	-	-	-
D-1(a) Scarp Less than 5KW	-	1.72	1.75		-	15.50	-	10.00	-	5.50
D-2 Agri T/Well	72,184	2.20	2.24		-	14.80	120	6.77	(120.00)	8.03
D-1 (b) - Peak Scarp & Agricultural 5KW & Above	-	-	-		-	17.50	-	-	-	17.50
D-1 (b) Off-Peak Scarp & Agricultural 5KW & Above	-	-	-		-	11.20	-	-	-	11.20
TOTAL AGRICULTURAL T/Well	72,184.00	3.92	4.00		-	16.11	2.21	8.19	(2.21)	6.92
Public Lighting - Tariff-G	-	0.00	-		-	-	-	-	-	-
Residential Colony att. to Industrial - H	-	0.00	-		-	-	-	-	-	-
K (AJK)	-	0.00	-		-	-	-	-	-	-
Time of Day (TOD - Peak)	-	0.00	-		-	-	-	-	-	-
Time of Day (TOD - Off-Peak)	-	0.00	-		-	-	-	-	-	-
Rawat Lab	-	0.00	-		-	-	-	-	-	-
Company Total	91,871	98	100%		0.04	16.72	0.17	8.73	(0.12)	7.99

CHIEF EXECUTIVE OFFICER
FAIA TESCO

Distribution Company: TESCO
Proposed Revenue & Subsidy Statement
(Monthly, Quarterly as well as Consolidated)

Feb, 15

Description	MDI Charged	Sales	Sales Mix	Load Factor	Revenue as per new proposed Tariff		Revenue as per GOP Notified Tariff		Subsidy	
					Fixed Charge	Variable Charge	Fixed Charge	Variable Charge	Fixed Charge	Variable Charge
		(MkWh)	(%)	(%)	(Min Rs)	(Min Rs)	(Min Rs)	(Min Rs)	(Min Rs)	(Min Rs)
Residential - A1 Sanctioned Load Less Than 5Kw	-	0.00	0.00		-	-	-	-	-	-
UPTO-50 Units per month	-	0.88	0.90		-	4	-	2	-	2
Consumption Exceeding 50 Units	-	0.00	0.00		-	-	-	-	-	-
1-100 Units P/M	-	28.98	29.57		-	420	-	168	-	252
101-300 Units P/M	-	33.04	33.71		-	611	-	268	-	343
301-700 Units P/M	-	17.29	17.65		-	337	-	213	-	124
ABOVE 700 Units	-	7.21	7.36		-	143	-	109	-	34
Time of Day (TOD - Peak) For Load 5Kw & Above	-	0.00	0.00		-	-	-	-	-	-
Time of Day (TOD - Off-Peak) For Load 5Kw & Above	-	0.01	0.01		-	0	-	0	-	0
Temporary E-1 (I) Residential Supply	-	0.00	0.00		-	-	-	-	-	-
TOTAL DOMESTIC	-	87.41	89.20		-	1,515	-	759	-	756
Commercial - A2	-	0.00	0.00		-	-	-	-	-	-
For Load Less 5KW	-	0.76	0.78		-	14	-	11	-	2
For Load requirement 5KW & Above	60	0.00	0.00		0	0	0	0	-	0
Time of Day (TOD - Peak)	-	0.00	0.00		-	-	-	-	-	-
Time of Day (TOD - Off-Peak)	-	0.00	0.00		-	-	-	-	-	-
Temporary E-1 (II) Commercial Supply	-	0.00	0.00		-	-	-	-	-	-
TOTAL COMMERCIAL	63.00	0.77	0.78		0	14	0	11	-	2
INDUSTRIAL	-	0.00	0.00		-	-	-	-	-	-
B-1 upto 25 Kw (at 400/230 VOLTS)	-	1.00	1.11		-	17	-	11	-	5
B-1b (09) T Peak	-	0.00	0.00		-	-	-	-	-	-
B-1b (09) T Off Peak	-	0.00	0.00		-	-	-	-	-	-
B-2(a) exceeding 25-500 Kw (at 400 Volts)	7,863	1.70	1.74		3	26	3	16	-	10
B-2 (b) -TOD (Peak) exceeding 25-500 Kw (at 400 Volts)	-	0.00	0.00		-	-	-	-	-	-
B-2 -TOD (off-peak) exceeding 25-500 Kw (at 400 Volts)	-	0.00	0.00		-	-	3	20	(52)	(20)
B-3 TOD (peak) (for all loads upto 5000 Kw at 11, 33 KV)	8,770	2.58	2.63		-	-	-	-	462	-
B-3 - TOD (off-peak)	-	0.00	0.00		-	-	-	-	-	-
B-4 TOD (peak) (for all loads at 66, 132 KV & Above)	-	0.00	0.00		-	-	-	-	-	-
B-4 TOD (off-peak)	-	0.00	0.00		-	-	-	-	-	-
Temporary E-2 Industrial Supply	-	0.00	0.00		-	-	-	-	-	-
TOTAL INDUSTRIAL	16,633.00	5.36	5.47		3	42	6	47	410	(5)
Single Point Supply (Bulk)	-	0.00	0.00		-	-	-	-	-	-
C-1 (a) Sanctioned Load Less than 5Kw	6	0.01	0.01		-	0	-	0	-	0
C-1 (b) Sanctioned Load 5Kw & upto 500 Kw	2,985	0.53	0.54		1	8	1	6	-	3
Bulk Supply C-1(c) for supply at 400/230 Volts 5Kw & upto 500 Kw Peak	-	0.00	0.00		-	-	-	-	-	-
Bulk Supply C-1(c) (TOD) Off-Peak	-	0.00	0.00		-	-	-	-	-	-
C-2 (a) 11/33 KV upto & Including 5000 Kw	-	0.00	0.00		-	-	-	-	-	-
Bulk Supply C-2(b) (TOD) Peak 11/33 KV upto & Including 5000 Kw	-	0.00	0.00		-	-	-	-	-	-
Bulk Supply C-2(b) (TOD) Off-Peak 11/33 KV upto & Including 5000 Kw	-	0.00	0.00		-	-	-	-	-	-
Bulk Supply C-3 (b) (TOD) Peak at 66 Kv & above & sanctioned load above 5000 Kw	-	0.00	0.00		-	-	-	-	-	-
Bulk Supply C-3 (b) (TOD) Off-Peak at 66 Kv & above & sanctioned load above 5000 Kw	-	0.00	0.00		-	-	-	-	-	-
TOTAL BULK SUPPLY	2,991.00	0.54	0.55		1	8	1	6	-	3
Agricultural T-Well - Tariff D	-	0.00	0.00		-	-	-	-	-	-
D-1(a) Scarp Less than 5KW	-	1.72	1.75		-	27	-	17	-	9
D-2 Agri T/Well	72,184	2.20	2.24		-	33	8.66	15	(55)	18
D-1 (b) - Peak Scarp & Agricultural 5KW & Above	-	0.00	0.00		-	-	-	-	-	-
D-1 (b) Off-Peak Scarp & Agricultural 5KW & Above	-	0.00	0.00		-	-	-	-	-	-
TOTAL AGRICULTURAL T/Well	72,184.00	3.92	4.00		-	59	8.66	32	(55)	27
Public Lighting - Tariff-G	-	0.00			-	-	-	-	-	-
Residential Colony att. to Industrial - H	-	0.00			-	-	-	-	-	-
K (AJK)	-	0.00			-	-	-	-	-	-
Time of Day (TOD - Peak)	-	0.00			-	-	-	-	-	-
Time of Day (TOD - Off-Peak)	-	0.00			-	-	-	-	-	-
Rawat Lab	-	0.00			-	-	-	-	-	-
Company Total	91,871	98	100.00		4	1,639	16.4	855	355	783

CHIEF EXECUTIVE OFFICE
FAIA TESCO Peshawar.

Distribution Company: TESCO
Proposed Revenue & Subsidy Statement
(Monthly, Quarterly as well as Consolidated)

Jan, 15

FORM - 29

Description	MDI Charged	Sales (MkWh)	Sales Mix (%)	Load Factor (%)	Revenue as per new proposed Tariff		Revenue as per GOP Notified Tariff		Subsidy	
					Fixed Charge (Rs/kW/M)	Variable Charge (Rs/kWh)	Fixed Charge (Rs/kW/M)	Variable Charge (Rs/kWh)	Fixed Charge (Rs/kW/M)	Variable Charge (Rs/kWh)
Residential - A1 Sanctioned Load Less Than 5Kw	-	0.00	0.00		-	-	-	-	-	-
UPTO 50 Units per month	-	1.49	1.54		-	4.00	-	2.00	-	2.00
Consumption Exceeding 50 Units	-	0.00	0.00		-	-	-	-	-	-
1-100 Units P/M	-	27.15	27.09		-	14.50	-	5.79	-	6.71
101-300 Units P/M	-	31.54	32.51		-	10.00	-	8.11	-	9.16
301-700 Units P/M	-	17.47	18.01		-	18.50	-	12.33	-	6.17
ABOVE 700 Units	-	8.74	9.01		-	19.50	-	15.07	-	4.43
Time of Day (TOD - Peak) For Load 5Kw & Above	-	0.00	0.00		-	-	-	-	-	-
Time of Day (TOD - Off-Peak) For Load 5Kw & Above	-	0.01	0.01		-	10.04	-	8.22	-	7.82
Temporary E-1 (I) Residential Supply	-	0.00	0.00		-	19.54	-	15.50	-	4.04
TOTAL DOMESTIC	-	86.39	89.07		-	16.91	-	8.83	-	8.08
Commercial - A2	-	0.00	0.00		-	-	-	-	-	-
For Load Less 5KW	-	0.70	0.72		-	17.50	-	14.77	-	2.73
For Load requirement 5KW & Above	41	0.00	0.00		400.00	16.50	400	9.72	-	6.78
Time of Day (TOD - Peak)	-	-	-		-	17.50	-	-	-	17.50
Time of Day (TOD - Off-Peak)	2	0.00	0.00		400.00	12.50	400	8.01	-	4.49
Temporary E-1 (II) Commercial Supply	-	0.00	0.00		380.00	-	-	-	380.00	-
TOTAL COMMERCIAL	43.00	0.70	0.72		0.02	17.50	0.02	14.77	-	2.73
INDUSTRIAL		0.00	0.00							
B-1 upto 25 Kw (at 400/230 VOLTS)	-	0.95	0.98		-	15.50	-	10.51	-	4.99
B-1b (09) T Peak	-	0.00	0.00		-	-	-	-	-	-
B-1b (09) T Off Peak	-	0.00	0.00		-	-	-	-	-	-
B-2(a) exceeding 25-500 Kw (at 400 Volts)	7,438	1.37	1.41		400.00	14.50	400	9.14	-	5.36
B-2 (b) -TOD (Peak) exceeding 25-500 Kw (at 400 Volts)	-	-	-		-	-	-	-	-	-
B-2 -TDD (off-peak) exceeding 25-500 Kw (at 400 Volts)	-	-	-		-	-	-	-	-	-
B-3 TOD (peak) (for all loads upto 5000 Kw at 11, 33 KV)	-	-	-		-	-	-	-	-	-
B-3 - TOD (off-peak)	7,778	1.97	2.03		380.00	14.50	380	7.75	-	6.75
B-4 TOD (peak) (for all loads at 66, 132 KV & Above)	-	-	-		-	17.50	-	-	-	17.50
B-4 TOD (off-peak)	-	-	-		-	-	-	-	-	-
Temporary E-2 Industrial Supply	-	0.00	0.00		-	21.50	-	11.50	-	10.00
TOTAL INDUSTRIAL	15,216.00	4.29	4.42		1.38	14.72	1.38	8.80		5.92
Single Point Supply (Bulk)	-	0.00	0.00		-	-	-	-	-	-
C-1 (a) Sanctioned Load Less than 5Kw	6	0.01	0.01		-	15.00	-	11.55	-	3.45
C-1 (b) Sanctioned Load 5Kw & upto 500 Kw	2,964	0.47	0.49		400.00	14.50	400	10.35	-	4.15
Bulk Supply C-1(c) for supply at 400/230 Volts 5Kw & upto 500 Kw Peak	-	-	-		-	17.50	-	-	-	17.50
Bulk Supply C-1(c) (TOD) Off-Peak	-	-	-		-	11.50	-	-	-	11.50
C-2 (a) 11/33 KV upto & Including 5000 Kw	-	-	-		-	17.50	-	-	-	17.50
Bulk Supply C-2(b) (TOD) Peak 11/33 KV upto & Including 5000 Kw	-	-	-		-	11.30	-	-	-	11.30
Bulk Supply C-2(b) (TOD) Off-Peak 11/33 KV upto & Including 5000 Kw	-	-	-		-	-	-	-	-	-
Bulk Supply C-3 (b) (TOD) Peak at 66 Kv & above & sanctioned load above 5000 Kw	-	-	-		-	17.50	-	-	-	17.50
Bulk Supply C-3 (b) (TOD) Off-Peak at 66 Kv & above & sanctioned load above 5000 Kw	-	-	-		-	-	-	-	-	-
TOTAL BULK SUPPLY	2,970.00	0.48	0.50		2.45	14.51	2.45	10.37		4.14
Agricultural T. Wells - Tariff D	-	0.00	0.00		-	-	-	-	-	-
D-1(a) Scarp Less than 5KW	-	1.22	1.20		-	14.00	-	10.00	-	4.00
D-2 Agri TWell	72,184	3.92	4.04		-	14.80	120	6.77	(120.00)	8.03
D-1 (b) - Peak Scarp & Agricultural 5KW & Above	-	-	-		-	17.50	-	-	-	17.50
D-1 (b) Off-Peak Scarp & Agricultural 5KW & Above	-	-	-		-	11.20	-	-	-	11.20
TOTAL AGRICULTURAL T.WELL	72,184.00	5.14	5.20		-	14.61	1.60	7.64	(1.60)	7.07
Public Lighting - Tariff-G	-	0.00	-		-	-	-	-	-	-
Residential Colony att. to Industrial - H	-	0.00	-		-	-	-	-	-	-
K (AJK)	-	0.00	-		-	-	-	-	-	-
Time of Day (TOD - Peak)	-	0.00	-		-	-	-	-	-	-
Time of Day (TOD - Off-Peak)	-	0.00	-		-	-	-	-	-	-
Rawat Lab	-	0.00	-		-	-	-	-	-	-
Company Total	90,413	97	100%		0.07	16.68	0.16	8.81	(0.09)	7.87

CHIEF EXECUTIVE OFFICE
PAIA INSCO Peshawar.

Distribution Company: **TESCO**
Proposed Revenue & Subsidy Statement
(Monthly, Quarterly as well as Consolidated)

Jan, 15

Description	MDI Charged	Sales	Sales Mix	Load Factor	Revenue as per new proposed Tariff		Revenue as per GOP Notified Tariff		Subsidy	
					Fixed Charge	Variable Charge	Fixed Charge	Variable Charge	Fixed Charge	Variable Charge
		(MkWh)	(%)	(%)	(Min Rs)	(Min Rs)	(Min Rs)	(Min Rs)	(Min Rs)	(Min Rs)
Residential - A1 Sanctioned Load Less Than 5Kw	-	0.00	0.00		-	-	-	-	-	-
UPTO-50 Units per month	-	1.49	1.54		-	6	-	3	-	3
Consumption Exceeding 50 Units	-	0.00	0.00		-	-	-	-	-	-
1-100 Units P/M	-	27.15	27.99		-	394	-	157	-	236
101-300 Units P/M	-	31.54	32.51		-	568	-	256	-	312
301-700 Units P/M	-	17.47	18.01		-	323	-	215	-	108
ABOVE 700 Units	-	8.74	9.01		-	170	-	132	-	39
Time of Day (TOD - Peak) For Load 5Kw & Above	-	0.00	0.00		-	-	-	-	-	-
Time of Day (TOD - Off-Peak) For Load 5Kw & Above	-	0.01	0.01		-	0	-	0	-	0
Temporary E-1 (I) Residential Supply	-	0.00	0.00		-	-	-	-	-	-
TOTAL DOMESTIC	-	86.39	89.07		-	1,461	-	763	-	698
Commercial - A2	-	0.00	0.00		-	-	-	-	-	-
For Load Less 5KW	-	0.70	0.72		-	12	-	10	-	2
For Load requirement 5KW & Above	41	0.00	0.00		0	-	0	-	-	-
Time of Day (TOD - Peak)	-	-	0.00		-	-	-	-	-	-
Time of Day (TOD - Off-Peak)	2	0.00	0.00		0	-	10	-	-	-
Temporary E-1 (II) Commercial Supply	-	0.00	0.00		-	-	-	-	-	-
TOTAL COMMERCIAL	43.00	0.70	0.72		0	12	0	10	-	2
INDUSTRIAL	-	0.00	0.00		-	-	-	-	-	-
B-1 upto 25 Kw (at 400/230 VOLTS)	-	0.95	0.98		-	15	-	10	-	5
B-1b (09) T Peak	-	0.00	0.00		-	-	-	-	-	-
B-1b (09) T Off Peak	-	0.00	0.00		-	-	-	-	-	-
B-2(a) exceeding 25-500 Kw (at 400 Volts)	7,438	1.37	1.41		3	20	3	13	-	7
B-2 (b) -TOD (Peak) exceeding 25-500 Kw (at 400 Volts)	-	-	0.00		-	-	-	-	-	-
B-2 -TOD (off-peak) exceeding 25-500 Kw (at 400 Volts)	-	-	0.00		-	-	-	-	-	-
B-3 TOD (peak) (for all loads upto 5000 Kw at 11, 33 KV)	-	-	0.00		-	-	-	-	-	-
B-3 -TOD (off-peak)	7,778	1.97	2.03		3	29	3	15	-	13
B-4 TOD (peak) (for all loads at 66, 132 KV & Above)	-	-	0.00		-	-	-	-	-	-
B-4 TOD (off-peak)	-	-	0.00		-	-	-	-	-	-
Temporary E-2 industrial Supply	-	0.00	0.00		-	-	-	-	-	-
TOTAL INDUSTRIAL	15,216.00	4.29	4.42		6	63	6	38	-	25
Single Point Supply (Bulk)	-	0.00	0.00		-	-	-	-	-	-
C-1 (a) Sanctioned Load Less than 5Kw	8	0.01	0.01		-	0	-	0	-	0
C-1 (b) Sanctioned Load 5Kw & upto 500 Kw	2,964	0.47	0.49		1	7	1	5	-	2
Bulk Supply C-1(c) for supply at 400/230 Volts 5Kw & upto 500 Kw Peak	-	-	0.00		-	-	-	-	-	-
Bulk Supply C-1(c) (TOD) Off-Peak	-	-	0.00		-	-	-	-	-	-
C-2 (a) 11/33 KV upto & Including 5000 Kw	-	-	0.00		-	-	-	-	-	-
Bulk Supply C-2(b) (TOD) Peak 11/33 KV upto & Including 5000 Kw	-	-	0.00		-	-	-	-	-	-
Bulk Supply C-2(b) (TOD) Off-Peak 11/33 KV upto & Including 5000 Kw	-	-	0.00		-	-	-	-	-	-
Bulk Supply C-3 (b) (TOD) Peak at 66 Kv & above & sanctioned load above 5000 Kw	-	-	0.00		-	-	-	-	-	-
Bulk Supply C-3 (b) (TOD) Off-Peak at 66 Kv & above & sanctioned load above 5000 Kw	-	-	0.00		-	-	-	-	-	-
TOTAL BULK SUPPLY	2,970.00	0.48	0.50		1	7	1	5	-	2
Agricultural T-Well - Tariff D	-	0.00	0.00		-	-	-	-	-	-
D-1(a) Scarp Less than 5KW	-	1.22	1.26		-	17	-	12	-	5
D-2 Agri TWell	72,184	3.92	4.04		-	58	8.66	27	(55)	31
D-1 (b) - Peak Scarp & Agricultural 5KW & Above	-	-	0.00		-	-	-	-	-	-
D-1 (b) Off-Peak Scarp & Agricultural 5KW & Above	-	-	0.00		-	-	-	-	-	-
TOTAL AGRICULTURAL TWELL	72,184.00	5.14	5.29		-	75	8.66	39	(55)	36
Public Lighting - Tariff-G	-	0.00	0.00		-	-	-	-	-	-
Residential Colony att. to Industrial - H	-	0.00	0.00		-	-	-	-	-	-
K (AJK)	-	0.00	0.00		-	-	-	-	-	-
Time of Day (TOD - Peak)	-	0.00	0.00		-	-	-	-	-	-
Time of Day (TOD - Off-Peak)	-	0.00	0.00		-	-	-	-	-	-
Rawat Lab	-	0.00	0.00		-	-	-	-	-	-
Company Total	90,413	97	100.00		7	1,618	15.8	855	(55)	784

CHIEF EXECUTIVE OFFICE
RAJA TESCO Peshawar.

Distribution Company: TESCO
Proposed Revenue & Subsidy Statement
(Monthly, Quarterly as well as Consolidated)

Dec, 14

Description	MDI Charged	Sales (MkWh)	Sales MkWh	Load Factor	Revenue as per new proposed Tariff		Revenue as per GOP Notified Tariff		Subsidy	
					Fixed Charge	Variable Charge	Fixed Charge	Variable Charge	Fixed Charge	Variable Charge
		(MkWh)	(%)	(%)	(Rs/kWh)	(Rs/kWh)	(Rs/kWh)	(Rs/kWh)	(Rs/kWh)	(Rs/kWh)
Residential - A1 Sanctioned Load Less Than 6Kw	-	0.00	0.00							
UPTO-50 Units per month	-	0.73	0.77		-	4.00		2.00	-	2.00
Consumption Exceeding 50 Units	-	0.00	0.00		-				-	
1-100 Units P/M	-	24.60	25.89		-	14.50		5.79	-	8.71
101-300 Units P/M	-	29.00	31.47		-	17.05		8.11	-	8.04
301-700 Units P/M	-	19.81	20.85		-	18.50		12.33	-	6.17
ABOVE 700 Units	-	11.21	11.80		-	19.00		15.07	-	3.93
Time of Day (TOD - Peak) For Load 5Kw & Above	-	0.00	0.00		-				-	
Time of Day (TOD - Off-Peak) For Load 5Kw & Above	-	0.00	0.00		-	15.00		8.22	-	6.78
Temporary E-1 (I) Residential Supply	-	0.00	0.00		-	19.00		15.50	-	3.50
TOTAL DOMESTIC	-	88.24	90.78		-	16.80	-	9.27	-	7.63
Commercial - A2	-	0.00	0.00		-		-		-	
For Load Less 5Kw	-	0.62	0.65		-	17.50		14.77	-	2.73
For Load requirement 5Kw & Above	47	0.00	0.00		400.00	16.50	400	9.72	-	6.78
Time of Day (TOD - Peak)	-	-	-		-	17.50	-	-	-	17.50
Time of Day (TOD - Off-Peak)	2	0.00	0.00		400.00	12.50	400	8.01	-	4.49
Temporary E-1 (II) Commercial Supply	-	0.00	0.00		380.00				380.00	-
TOTAL COMMERCIAL	49.00	0.62	0.66		0.03	17.49	0.03	14.73	-	2.76
INDUSTRIAL	-	0.00	0.00		-		-		-	
B-1 upto 25 Kw (at 400/230 VOLTS)	-	0.66	0.70		-	15.50		10.51	-	4.99
B-1b (09) T Peak	-	0.00	0.00		-		-		-	-
B-1b (09) T Off Peak	-	0.00	0.00		-		-		-	-
B-2(a) exceeding 25-500 Kw (at 400 Volts)	40,427	2.60	2.11		400.00	14.50	400	9.14	-	5.36
B-2 (b) -TOD (Peak) exceeding 25-500 Kw (at 400 Volts)	-	-	-		-		-		-	-
B-2 -TOD (off-peak) exceeding 25-500 Kw (at 400 Volts)	-	-	-		-		-		-	-
B-3 TOD (peak) (for all loads upto 6000 Kw at 11, 33 KV)	-	-	-		-		-		-	-
B-3 -TOD (off-peak)	5,408	1.42	1.50		380.00	14.50	380	7.75	-	6.75
B-4 TOD (peak) (for all loads at 66, 132 KV & Above)	-	-	-		-	17.50	-	-	-	17.50
B-4 TOD (off-peak)	-	-	-		-		-		-	-
Temporary E-2 Industrial Supply	-	0.00	0.00		-	21.50		11.50	-	10.00
TOTAL INDUSTRIAL	46,896.00	4.08	4.30		4.47	14.66	4.47	8.88	-	6.78
Single Point Supply (Bulk)	-	0.00	0.00		-		-		-	-
C-1 (a) Sanctioned Load Less than 5Kw	-	0.01	0.01		-	15.00		11.55	-	3.45
C-1 (b) Sanctioned Load 5Kw & upto 500 Kw	2,756	0.40	0.42		400.00	14.50	400	10.35	-	4.15
Bulk Supply C-1(c) for supply at 400/230 Volts 5Kw & upto 500 Kw Peak	-	-	-		-	17.50	-	-	-	17.50
Bulk Supply C-1(c) (TOD) Off-Peak	-	-	-		-	11.50	-	-	-	11.50
C-2 (a) 11/33 KV upto & Including 5000 Kw	-	-	-		-	17.50	-	-	-	17.50
Bulk Supply C-2(b) (TOD) Peak 11/33 KV upto & Including 5000 Kw	-	-	-		-	11.30	-	-	-	11.30
Bulk Supply C-2(b) (TOD) Off-Peak 11/33 KV upto & Including 5000 Kw	-	-	-		-		-	-	-	-
Bulk Supply C-3 (b) (TOD) Peak at 66 Kv & above & sanctioned load above 5000 Kw	-	-	-		-	17.50	-	-	-	17.50
Bulk Supply C-3 (b) (TOD) Off-Peak at 66 Kv & above & sanctioned load above 5000 Kw	-	-	-		-		-	-	-	-
TOTAL BULK SUPPLY	2,756.00	0.41	0.43		2.68	14.51	2.68	10.37	-	4.14
Agricultural T-Well - Tariff D	-	0.00	0.00		-		-		-	-
D-1(a) Scarp Less than 5KW	-	1.19	1.25		-	13.00		10.00	-	3.00
D-2 Agri TWell	72,184	2.45	2.58		-	13.00	120	6.77	(120.00)	6.23
D-1 (b) - Peak Scarp & Agricultural 5KW & Above	-	-	-		-	17.50	-	-	-	17.50
D-1 (b) Off-Peak Scarp & Agricultural 5KW & Above	-	-	-		-	11.20	-	-	-	11.20
TOTAL AGRICULTURAL T/WELL	72,184.00	3.64	3.83		-	13.00	2.38	7.83	(2.38)	5.17
Public Lighting - Tariff-G	-	0.00	-		-		-		-	-
Residential Colony att. to Industrial - H	-	0.00	-		-		-		-	-
K (AJK)	-	0.00	-		-		-		-	-
Time of Day (TOD - Peak)	-	0.00	-		-		-		-	-
Time of Day (TOD - Off-Peak)	-	0.00	-		-		-		-	-
(Rawat Lab)	-	0.00	-		-		-		-	-
Company Total	120,884	95	100%		0.20	16.56	0.30	9.24	(0.09)	7.32

CHIEF EXECUTIVE OFFICER
TAIA TESCO PUNJAB

Distribution Company: **TESCO**
Proposed Revenue & Subsidy Statement
(Monthly, Quarterly as well as Consolidated)

Dec, 14

Description	MDI Charged	Sales	Sales Mix	Load Factor	Revenue as per new proposed Tariff		Revenue as per GOP Notified Tariff		Subsidy	
					Fixed Charge	Variable Charge	Fixed Charge	Variable Charge	Fixed Charge	Variable Charge
		(MkWh)	(%)	(%)	(Min Rs)	(Min Rs)	(Min Rs)	(Min Rs)	(Min Rs)	(Min Rs)
Residential - A1 Sanctioned Load Less Than 5Kw	-	0.00	0.00		-	-	-	-	-	-
UPTO 50 Units per month	-	0.73	0.77		-	3	-	1	-	1
Consumption Exceeding 50 Units	-	0.00	0.00		-	-	-	-	-	-
1-100 Units P/M	-	24.60	25.89		-	357	-	142	-	214
101-300 Units P/M	-	29.89	31.47		-	510	-	242	-	267
301-700 Units P/M	-	19.81	20.85		-	366	-	244	-	122
ABOVE 700 Units	-	11.21	11.80		-	213	-	169	-	44
Time of Day (TOD - Peak) For Load 5Kw & Above	-	0.00	0.00		-	-	-	-	-	-
Time of Day (TOD - Off-Peak) For Load 5Kw & Above	-	0.00	0.00		-	0	-	0	-	0
Temporary E-1 (I) Residential Supply	-	0.00	0.00		-	-	-	-	-	-
TOTAL DOMESTIC	-	110.24	90.78		-	1,440	-	800	-	640
Commercial - A2	-	0.00	0.00		-	-	-	-	-	-
For Load Less 5Kw	-	0.02	0.05		-	11	-	9	-	2
For Load requirement 5Kw & Above	47	0.00	0.00		0	0	0	0	-	0
Time of Day (TOD - Peak)	-	0.00	0.00		-	-	-	-	-	-
Time of Day (TOD - Off-Peak)	2	0.00	0.00		0	-	0	-	-	-
Temporary E-1 (II) Commercial Supply	-	0.00	0.00		-	-	-	-	-	-
TOTAL COMMERCIAL	49.00	0.62	0.66		0	11	0	9	-	2
INDUSTRIAL	-	0.00	0.00		-	-	-	-	-	-
B-1 upto 25 Kw (at 400/230 VOLTS)	-	0.66	0.70		-	10	-	7	-	3
B-1b (09) T Peak	-	0.00	0.00		-	-	-	-	-	-
B-1b (09) T Off Peak	-	0.00	0.00		-	-	-	-	-	-
B-2(a) exceeding 25-500 Kw (at 400 Volts)	40,427	2.00	2.11		16	29	16	18	-	11
B-2 (b) -TOD (Peak) exceeding 25-500 Kw (at 400 Volts)	-	0.00	0.00		-	-	-	-	-	-
B-2 -TOD (off-peak) exceeding 25-500 Kw (at 400 Volts)	-	0.00	0.00		-	-	-	-	-	-
B-3 TOD (peak) (for all loads upto 6000 Kw at 11, 33 KV)	-	0.00	0.00		-	-	-	-	-	-
B-3 - TOD (off-peak)	5,458	1.42	1.50		2	21	2	11	-	10
B-4 TOD (peak) (for all loads at 66, 132 KV & Above)	-	0.00	0.00		-	-	-	-	-	-
B-4 TOD (off-peak)	-	0.00	0.00		-	-	-	-	-	-
Temporary E-2 Industrial Supply	-	0.00	0.00		-	-	-	-	-	-
TOTAL INDUSTRIAL	45,895.00	4.08	4.30		18	60	18	36	-	24
Single Point Supply (Bulk)	-	0.00	0.00		-	-	-	-	-	-
C-1 (a) Sanctioned Load Less than 5Kw	-	0.01	0.01		-	0	-	0	-	0
C-1 (b) Sanctioned Load 5Kw & upto 500 Kw	2,756	0.40	0.42		1	6	1	4	-	2
Bulk Supply C-1(c) for supply at 400/230 Volts 5Kw & upto 500 Kw Peak	-	0.00	0.00		-	-	-	-	-	-
Bulk Supply C-1(c) (TOD) Off-Peak	-	0.00	0.00		-	-	-	-	-	-
C-2 (a) 11/33 KV upto & Including 5000 Kw	-	0.00	0.00		-	-	-	-	-	-
Bulk Supply C-2(b) (TOD) Peak 11/33 KV upto & Including 5000 Kw	-	0.00	0.00		-	-	-	-	-	-
Bulk Supply C-2(b) (TOD) Off-Peak 11/33 KV upto & Including 5000 Kw	-	0.00	0.00		-	-	-	-	-	-
Bulk Supply C-3 (b) (TOD) Peak at 66 Kv & above & sanctioned load above 5000 Kw	-	0.00	0.00		-	-	-	-	-	-
Bulk Supply C-3 (b) (TOD) Off-Peak at 66 Kv & above & sanctioned load above 5000 Kw	-	0.00	0.00		-	-	-	-	-	-
TOTAL BULK SUPPLY	2,756.00	0.41	0.43		1	6	1	4	-	2
Agricultural T-Well - Tariff D	-	0.00	0.00		-	-	-	-	-	-
D-1(a) Scarp Less than 5KW	-	1.19	1.25		-	15	-	12	-	4
D-2 Agri TWell	72,184	2.45	2.58		-	32	8.66	17	(55)	15
D-1 (b) - Peak Scarp & Agricultural 5KW & Above	-	0.00	0.00		-	-	-	-	-	-
D-1 (b) Off-Peak Scarp & Agricultural 5KW & Above	-	0.00	0.00		-	-	-	-	-	-
TOTAL AGRICULTURAL TWELL	72,184.00	3.64	3.83		-	47	8.66	28	(55)	19
Public Lighting - Tariff-G	-	0.00			-	-	-	-	-	-
Residential Colony att. to Industrial - H	-	0.00			-	-	-	-	-	-
K (AJK)	-	0.00			-	-	-	-	-	-
Time of Day (TOD - Peak)	-	0.00			-	-	-	-	-	-
Time of Day (TOD - Off-Peak)	-	0.00			-	-	-	-	-	-
Rawat Lali	-	0.00			-	-	-	-	-	-
Company Total:	120,884	95	100.00		19	1,573	28.0	878	(55)	695

CHIEF EXECUTIVE OFFICER
FATA TESCO

Nov,14

Distribution Company: TESCO
Proposed Revenue & Subsidy Statement
(Monthly, Quarterly as well as Consolidated)

Description	MDI Charged	Sales	Sales Mix	Load Factor	Revenue as per new proposed tariff		Revenue as per GOP Notified Tariff		Subsidy	
					Fixed Charge	Variable Charge	Fixed Charge	Variable Charge	Fixed Charge	Variable Charge
		(MkWh)	(%)	(%)	(Rs/kW/M)	(Rs/kWh)	(Rs/kW/M)	(Rs/kWh)	(Rs/kW/M)	(Rs/kWh)
Residential - A1 Sanctioned Load Less Than 5Kw	-	0.00	0.00		-	4.00	-	2.00	-	2.00
UPTO-50 Units per month	-	0.46	0.49		-	-	-	-	-	-
Consumption Exceeding 50 Units	-	0.00	0.00		-	-	-	-	-	-
1-100 Units P/M	-	22.66	24.38		-	14.05	-	5.79	-	8.26
101-300 Units P/M	-	28.60	30.75		-	17.10	-	8.11	-	8.99
301-700 Units P/M	-	20.39	21.92		-	18.50	-	12.33	-	6.17
ABOVE 700 Units	-	13.05	14.03		-	19.50	-	15.07	-	4.43
Time of Day (TOD - Peak) For Load 5Kw & Above	-	0.00	0.00		-	10.04	-	8.22	-	7.82
Time of Day (TOD - Off-Peak) For Load 5Kw & Above	-	0.00	0.00		-	19.54	-	15.50	-	4.04
Temporary E-1 (i) Residential Supply	-	0.00	0.00		-	-	-	-	-	-
TOTAL DOMESTIC	-	85.15	91.56		-	16.92	-	9.54	-	7.38
Commercial - A2	-	0.00	0.00		-	-	-	-	-	-
For Load Less 5KW	-	0.57	0.62		-	17.50	-	14.77	-	2.73
For Load requirement 5KW & Above	69	0.00	0.01		400.00	16.50	400	9.72	-	6.78
Time of Day (TOD - Peak)	2	0.00	0.00		-	17.50	-	-	-	17.50
Time of Day (TOD - Off-Peak)	-	0.00	0.00		400.00	12.50	400	8.01	-	4.49
Temporary E-1(ii) Commercial Supply	-	0.00	0.00		380.00	-	-	-	380.00	-
TOTAL COMMERCIAL	71.00	0.58	0.62		0.05	17.49	0.05	14.73	-	2.76
INDUSTRIAL	-	0.00	0.00		-	-	-	-	-	-
B-1 upto 25 Kw (at 400/230 VOLTS)	-	0.64	0.08		-	15.50	-	10.51	-	4.99
B-1b (09) T Peak	-	0.00	0.00		-	-	-	-	-	-
B-1b (09) T Off Peak	-	0.00	0.00		-	-	-	-	-	-
B-2(a) exceeding 25-500 Kw (at 400 Volts)	10,330	1.44	1.55		400.00	14.50	400	9.14	-	5.36
B-2 (b) -TOD (Peak) exceeding 25-500 Kw (at 400 Volts)	-	0.00	0.00		-	-	-	-	-	-
B-2 -TOD (off-peak) exceeding 25-500 Kw (at 400 Volts)	-	0.00	0.00		-	-	-	-	-	-
B-3 TOD (peak) (for all loads upto 5000 Kw at 11, 33 KV)	-	0.00	0.00		-	-	-	-	-	-
B-3 - TOD (off-peak)	4,727	0.89	0.95		380.00	14.50	380	7.75	-	6.75
B-4 TOD (peak) (for all loads at 66, 132 KV & Above)	-	0.00	0.00		-	17.50	-	-	-	17.50
B-4 TOD (off-peak)	-	0.00	0.00		-	-	-	-	-	-
Temporary E-2 Industrial Supply	-	0.00	0.00		-	21.50	-	11.50	-	10.00
TOTAL INDUSTRIAL	15,057.00	2.97	3.19		2.00	14.71	2.00	9.02	-	5.70
Single Point Supply (Bulk)	-	0.00	0.00		-	-	-	-	-	-
C-1 (a) Sanctioned Load Less than 5Kw	-	0.01	0.01		-	15.00	-	11.55	-	3.45
C-1 (b) Sanctioned Load 5Kw & upto 500 Kw	2,755	0.37	0.39		400.00	14.50	400	10.35	-	4.15
Bulk Supply C-1(c) for supply at 400/230 Volts 5Kw & upto 500 Kw Peak	-	-	-		-	17.50	-	-	-	17.50
Bulk Supply C-1(c) (TOD) Off-Peak	-	-	-		-	11.50	-	-	-	11.50
C-2 (a) 11/33 KV upto & including 5000 Kw	-	-	-		-	17.50	-	-	-	17.50
Bulk Supply C-2(b) (TOD) Peak 11/33 KV upto & including 5000 Kw	-	-	-		-	11.30	-	-	-	11.30
Bulk Supply C-2(b) (TOD) Off-Peak 11/33 KV upto & including 5000 Kw	-	-	-		-	-	-	-	-	-
Bulk Supply C-3 (b) (TOD) Peak at 80 Kv & above & sanctioned load above 5000 Kw	-	-	-		-	17.50	-	-	-	17.50
Bulk Supply C-3 (b) (TOD) Off-Peak at 80 Kv & above & sanctioned load above 5000 Kw	-	-	-		-	-	-	-	-	-
TOTAL BULK SUPPLY	2,755.00	0.37	0.40		2.95	14.51	2.95	10.37	-	4.14
Agricultural T-Wells - Tariff D	-	0.00	0.00		-	-	-	-	-	-
D-1(a) Scarp Less than 5KW	-	0.96	1.03		-	13.50	-	10.00	-	3.50
D-2 Agri TWell	72,184	2.97	3.20		-	12.97	120	6.77	(120.00)	6.20
D-1 (b) - Peak Scarp & Agricultural 5KW & Above	-	-	-		-	17.50	-	-	-	17.50
D-1 (b) Off-Peak Scarp & Agricultural 5KW & Above	-	-	-		-	11.20	-	-	-	11.20
TOTAL AGRICULTURAL TWELL	72,184.00	3.93	4.23		-	13.10	2.20	7.56	(2.20)	5.54
Public Lighting - Tariff-G	-	0.00	-		-	-	-	-	-	-
Residential Colony att. to Industrial - H	-	0.00	-		-	-	-	-	-	-
K (AJK)	-	0.00	-		-	-	-	-	-	-
Time of Day (TOD - Peak)	-	0.00	-		-	-	-	-	-	-
Time of Day (TOD - Off-Peak)	-	0.00	-		-	-	-	-	-	-
Rawat Lab	-	0.00	-		-	-	-	-	-	-
Company Total	90,067	93	100%		0.08	16.68	0.17	9.47	(0.09)	7.21

CHIEF EXECUTIVE OFFICER
TESCO

Distribution Company: TESCO
Proposed Revenue & Subsidy Statement
(Monthly, Quarterly as well as Consolidated)

Nov, 14

Description	MD Charged	Sales (MkWh)	Sales Mix (%)	Load Factor (%)	Revenue as per new proposed Tariff		Revenue as per G.P. Notified Tariff		Subsidy	
					Fixed Charge (Min Re)	Variable Charge (Min Re)	Fixed Charge (Min Re)	Variable Charge (Min Re)	Fixed Charge (Min Re)	Variable Charge (Min Re)
Residential - A1 Sanctioned Load Less Than 5Kw	-	0.00	0.00		-	-	-	-	-	-
UP TO 50 Units per month	-	0.40	0.40		-	-	-	1	-	1
Consumption Exceeding 50 Units	-	0.00	0.00		-	-	-	-	-	-
1-100 Units P/M	-	22.68	24.38		-	310	-	131	-	187
101-300 Units P/M	-	28.60	30.75		-	480	-	232	-	257
301-700 Units P/M	-	20.39	21.92		-	377	-	251	-	120
ABOVE 700 Units	-	13.05	14.03		-	254	-	197	-	58
Time of Day (TOD - Peak) For Load 5Kw & Above	-	0.00	0.00		-	-	-	-	-	-
Time of Day (TOD - Off-Peak) For Load 5Kw & Above	-	0.00	0.00		-	0	-	0	-	0
Temporary E-1 (i) Residential Supply	-	0.00	0.00		-	-	-	-	-	-
TOTAL DOMESTIC	-	85.15	91.56		-	1,441	-	812	-	629
Commercial - A2	-	0.00	0.00		-	-	-	-	-	-
For Load Less 5Kw	-	0.57	0.82		-	10	-	8	-	2
For Load requirement 5Kw & Above	69	0.00	0.01		0	0	0	0	-	0
Time of Day (TOD - Peak)	2	0.00	0.00		-	-	-	-	-	-
Time of Day (TOD - Off-Peak)	-	0.00	0.00		-	-	-	-	-	-
Temporary E-1(ii) Commercial Supply	-	0.00	0.00		-	-	-	-	-	-
TOTAL COMMERCIAL	71.00	0.58	0.82		0	10	0	9	-	2
INDUSTRIAL	-	0.00	0.00		-	-	-	-	-	-
B-1 upto 25 Kw (at 400/230 VOLTS)	-	0.64	0.68		-	10	-	7	-	3
B-1b (09) T Peak	-	0.00	0.00		-	-	-	-	-	-
B-1b (09) T Off Peak	-	0.00	0.00		-	-	-	-	-	-
B-2(a) exceeding 25-500 Kw (at 400 Volts)	10,330	1.44	1.55		4	21	4	13	-	8
B-2 (b) -TOD (Peak) exceeding 25-500 Kw (at 400 Volts)	-	0.00	0.00		-	-	-	-	-	-
B-2 -TOD (off-peak) exceeding 25-500 Kw (at 400 Volts)	-	0.00	0.00		-	-	-	-	-	-
B-3 TOD (peak) (for all loads upto 5000 Kw at 11, 33 KV)	-	0.00	0.00		-	-	-	-	-	-
B-3 - TOD (off-peak)	4,727	0.89	0.95		2	13	2	7	-	6
B-4 TOD (peak) (for all loads at 66, 132 KV & Above)	-	0.00	0.00		-	-	-	-	-	-
B-4 TOD (off-peak)	-	0.00	0.00		-	-	-	-	-	-
Temporary E-2 Industrial Supply	-	0.00	0.00		-	-	-	-	-	-
TOTAL INDUSTRIAL	15,057.00	2.97	3.19		6	44	6	27	-	17
Single Point Supply (Bulk)	-	0.00	0.00		-	-	-	-	-	-
C-1 (a) Sanctioned Load Less than 5Kw	-	0.01	0.01		-	0	-	0	-	0
C-1 (b) Sanctioned Load 5Kw & upto 500 Kw	2,755	0.37	0.39		1	5	1	4	-	2
Bulk Supply C-1(c) for supply at 400/230 Volts 5Kw & upto 500 Kw Peak	-	0.00	0.00		-	-	-	-	-	-
Bulk Supply C-1(c) (TOD) Off-Peak	-	0.00	0.00		-	-	-	-	-	-
C-2 (a) 11/33 KV upto & including 5000 Kw	-	0.00	0.00		-	-	-	-	-	-
Bulk Supply C-2(b) (TOD) Peak 11/33 KV upto & including 5000 Kw	-	0.00	0.00		-	-	-	-	-	-
Bulk Supply C-2(b) (TOD) Off-Peak 11/33 KV upto & including 5000 Kw	-	0.00	0.00		-	-	-	-	-	-
Bulk Supply C-3 (b) (TOD) Peak at 66 Kv & above & sanctioned load above 5000 Kw	-	0.00	0.00		-	-	-	-	-	-
Bulk Supply C-3 (b) (TOD) Off-Peak at 66 Kv & above & sanctioned load above 5000 Kw	-	0.00	0.00		-	-	-	-	-	-
TOTAL BULK SUPPLY	2,755.00	0.37	0.40		1	5	1	4	-	2
Agricultural T-Well - Tariff D	-	0.00	0.00		-	-	-	-	-	-
D-1(a) Scarp Less than 5KW	-	0.96	1.03		-	13	-	10	-	3
D-2 Agri TWell	72,184	2.97	3.20		-	39	8.66	20	(55)	18
D-1 (b) - Peak Scarp & Agricultural 5KW & Above	-	0.00	0.00		-	-	-	-	-	-
D-1 (b) Off-Peak Scarp & Agricultural 5KW & Above	-	0.00	0.00		-	-	-	-	-	-
TOTAL AGRICULTURAL TWell	72,184.00	3.93	4.23		-	52	8.66	30	(55)	22
Public Lighting - Tariff-G	-	0.00			-	-	-	-	-	-
Residential Colony att. to Industrial - H	-	0.00			-	-	-	-	-	-
K (AJK)	-	0.00			-	-	-	-	-	-
Time of Day (TOD - Peak)	-	0.00			-	-	-	-	-	-
Time of Day (TOD - Off-Peak)	-	0.00			-	-	-	-	-	-
Rawat Lab	-	0.00			-	-	-	-	-	-
Company Total	90,067	93	100.00		7	1,552	15.7	881	(55)	671

DATE EXECUTED ON: 14/11/2014
BY: TESCO

Oct, 14

Distribution Company: TESCO
Proposed Revenue & Subsidy Statement
(Monthly, Quarterly as well as Consolidated)

Description	MDI Charged	Sales (MkWh)	Sales Mix (%)	Load Factor (%)	Revenue as per new proposed Tariff		Revenue as per GOP Notified Tariff		Subsidy	
					Fixed Charge (Rs/KW/M)	Variable Charge (Rs/KWh)	Fixed Charge (Rs/KW/M)	Variable Charge (Rs/KWh)	Fixed Charge (Rs/KW/M)	Variable Charge (Rs/KWh)
Residential - A1 Sanctioned Load Less Than 5Kw	-	0.00	0.00							
UPTO-50 Units per month	-	0.44	0.41			4.00		2.00		2.00
Consumption Exceeding 50 Units	-		0.00							
1-100 Units P/M	-	20.30	24.13			14.50		5.79		8.71
101-300 Units P/M	-	34.56	31.71			17.00		8.11		8.89
301-700 Units P/M	-	23.07	21.16			18.20		12.33		5.87
ABOVE 700 Units	-	15.26	14.00			19.50		15.07		4.43
Time of Day (TOD - Peak) For Load 5Kw & Above	-		0.00					8.22		7.82
Time of Day (TOD - Off-Peak For Load 5Kw & Above	-		0.00			16.04		15.50		4.04
Temporary E-1 (I) Residential Supply	-		0.00			10.54				
TOTAL DOMESTIC	-	99.64	91.41		-	16.94	-	9.61	-	7.43
Commercial - A2			0.00							
For Load Less 5KW	-	0.62	0.57			17.50		14.77		2.73
For Load requirement 5KW & Above	31		0.00		400.00	16.50	400	9.72		6.78
Time of Day (TOD - Peak)			0.00			17.50				17.50
Time of Day (TOD - Off-Peak)	3		0.00		400.00	12.50	400	8.01		4.49
Temporary E-1(II) Commercial Supply	-		0.00		380.00				380.00	
TOTAL COMMERCIAL	34.00	0.63	0.57		0.02	17.37	0.02	14.66	-	2.71
INDUSTRIAL			0.00							
B-1 upto 25 Kw (at 400/230 VOLTS)	-	0.79	0.72			15.50		10.51		4.99
B-1b (09) T Peak	-		0.00							
B-1b (09) T Off Peak	-		0.00							
B-2(a) exceeding 25-500 Kw (at 400 Volts)	10,299	1.96	1.80		400.00	14.50	400	9.14		5.36
B-2 (b) -TOD (Peak) exceeding 25-500 Kw (at 400 Volts)	-		0.00							
B-2 - TOD (off-peak) exceeding 25-500 Kw (at 400 Volts)	-		0.00							
B-3 TOD (peak) [for all loads upto 5000 Kw at 11, 33 KV]	3,558	1.05	0.97		380.00	14.50	380	7.75		6.75
B-3 - TOD (off-peak)	-		0.00			17.50				17.50
B-4 TOD (peak) (for all loads at 66, 132 KV & Above)	-		0.00							
B-4 TOD (off-peak)	-		0.00			21.50		11.50		10.00
Temporary E-2 Industrial Supply	-		0.00							
TOTAL INDUSTRIAL	13,857.00	3.80	3.49		1.44	14.71	1.44	9.04		5.67
Single Point Supply (Bulk)			0.00							
C-1 (a) Sanctioned Load Less than 5Kw	-	0.01	0.01			15.00		11.55		3.45
C-1 (b) Sanctioned Load 5Kw & upto 500 Kw	2,526	0.45	0.41		400.00	14.50	400	10.35		4.15
Bulk Supply C-1(c) for supply at 400/230 Volts 5Kw & upto 500 Kw Peak	-		0.00			17.50				17.50
Bulk Supply C-1(c) (TOD) Off-Peak	-		0.00			11.50				11.50
C-2 (a) 11/33 KV upto & including 5000 Kw	-		0.00			17.50				17.50
Bulk Supply C-2(b) (TOD) Peak 11/33 KV upto & including 5000 Kw	-		0.00			11.30				11.30
Bulk Supply C-2(b) (TOD) Off-Peak 11/33 KV upto & including 5000 Kw	-		0.00							
Bulk Supply C-3 (b) (TOD) Peak at 66 Kv & above & sanctioned load above 5000 Kw	-		0.00			17.50				17.50
Bulk Supply C-3 (b) (TOD) Off-Peak at 66 Kv & above & sanctioned load above 5000 Kw	-		0.00							
TOTAL BULK SUPPLY	2,526.00	0.46	0.42		2.21	14.61	2.21	10.37	-	4.14
Agricultural T-Wellis - Tariff D			0.00							
D-1(a) Scarp Less than 5KW	-	1.28	1.18			13.50		10.00		3.50
D-2 Agri T/Well	72,184	3.20	2.93			12.97	120	6.77	(120.00)	6.20
D-1 (b) - Peak Scarp & Agricultural 5KW & Above	-		0.00			17.50				17.50
D-1 (b) Off-Peak Scarp & Agricultural 5KW & Above	-		0.00			11.20				11.20
TOTAL AGRICULTURAL T/WELL	72,184.00	4.48	4.11		-	13.12	1.93	7.69	(1.93)	5.43
Public Lighting - Tariff-G										
Residential Colony att. to Industrial - H										
K (AJK)										
Time of Day (TOD - Peak)										
Time of Day (TOD - Off-Peak)										
Rawat Lab										
Company Total	88,601	109	100%		0.06	16.70	0.14	9.46	(0.08)	7.24

CHIEF EXECUTIVE OFFICER
FAIA INDCU COMPANY

Distribution Company: **TESCO**
Proposed Revenue & Subsidy Statement
(Monthly, Quarterly as well as Consolidated)

Oct, 14

Description	MDI Charged	Sales	Sales Mix	Load Factor	Revenue as per new proposed Tariff		Revenue as per GOP Notified Tariff		Subsidy	
					Fixed Charge	Variable Charge	Fixed Charge	Variable Charge	Fixed Charge	Variable Charge
		(MkWh)	(%)	(%)	(Min Rs)	(Min Rs)	(Min Rs)	(Min Rs)	(Min Rs)	(Min Rs)
Residential - A1 Sanctioned Load Less Than 5Kw	-	0.00	0.00		-	-	-	-	-	-
UPTO-50 Units per month	-	0.44	0.41		-	2	-	1	-	1
Consumption Exceeding 50 Units	-	-	0.00		-	-	-	-	-	-
1-100 Units P/M	-	26.30	24.13		-	381	-	152	-	229
101-300 Units P/M	-	34.56	31.71		-	588	-	280	-	307
301-700 Units P/M	-	23.07	21.16		-	420	-	284	-	135
ABOVE 700 Units	-	15.26	14.00		-	298	-	230	-	68
Time of Day (TOD - Peak) For Load 5Kw & Above	-	-	0.00		-	-	-	-	-	-
Time of Day (TOD - Off-Peak) For Load 5Kw & Above	-	-	0.00		-	-	-	-	-	-
Temporary E-1 (i) Residential Supply	-	-	0.00		-	-	-	-	-	-
TOTAL DOMESTIC	-	99.64	91.41		-	1,688	-	948	-	740
Commercial - A2	-	-	0.00		-	-	-	-	-	-
For Load Less 5KW	-	0.62	0.57		-	11	-	9	-	2
For Load requirement 5KW & Above	31	-	0.00		0	-	0	-	-	-
Time of Day (TOD - Peak)	-	-	0.00		-	-	-	-	-	-
Time of Day (TOD - Off-Peak)	3	-	0.00		0	-	0	-	-	-
Temporary E-1(ii) Commercial Supply	-	-	0.00		-	-	-	-	-	-
TOTAL COMMERCIAL	34.00	0.63	0.57		0	11	0	9	-	2
INDUSTRIAL	-	-	0.00		-	-	-	-	-	-
B-1 upto 25 Kw (at 400/230 VOLTS)	-	0.79	0.72		-	12	-	8	-	4
B-1b (09) T Peak	-	-	0.00		-	-	-	-	-	-
B-1b (09) T Off Peak	-	-	0.00		-	-	-	-	-	-
B-2(a) exceeding 25-500 Kw (at 400 Volts)	10,299	1.96	1.80		4	28	4	18	-	11
B-2 (b) -TOD (Peak) exceeding 25-500 Kw (at 400 Volts)	-	-	0.00		-	-	-	-	-	-
B-2 -TOD (off-peak) exceeding 25-500 Kw (at 400 Volts)	-	-	0.00		-	-	-	-	-	-
B-3 TOD (peak) (for all loads upto 5000 Kw at 11, 33 KV)	-	-	0.00		-	-	-	-	-	-
B-3 - TOD (off-peak)	3,558	1.05	0.57		1	15	1	8	-	7
B-4 TOD (Peak) (for all loads at 66, 132 KV & Above)	-	-	0.00		-	-	-	-	-	-
B-4 TOD (off-peak)	-	-	0.00		-	-	-	-	-	-
Temporary E-2 Industrial Supply	-	-	0.00		-	-	-	-	-	-
TOTAL INDUSTRIAL	13,857.00	3.80	3.49		5	56	5	34	-	22
Single Point Supply (Bulk)	-	-	0.00		-	-	-	-	-	-
C-1 (a) Sanctioned Load Less than 5Kw	-	0.01	0.01		-	0	-	0	-	0
C-1 (b) Sanctioned Load 5Kw & upto 500 Kw	2,526	0.45	0.41		1	7	1	5	-	2
Bulk Supply C-1(c) for supply at 400/230 Volts 5Kw & upto 500 Kw Peak	-	-	0.00		-	-	-	-	-	-
Bulk Supply C-1(c) (TOD) Off-Peak	-	-	0.00		-	-	-	-	-	-
C-2 (a) 11/33 KV upto & Including 5000 Kw	-	-	0.00		-	-	-	-	-	-
Bulk Supply C-2(b) (TOD) Peak 11/33 KV upto & Including 5000 Kw	-	-	0.00		-	-	-	-	-	-
Bulk Supply C-2(b) (TOD) Off-Peak 11/33 KV upto & Including 5000 Kw	-	-	0.00		-	-	-	-	-	-
Bulk Supply C-3 (b) (TOD) Peak at 66 Kv & above & sanctioned load above 5000 Kw	-	-	0.00		-	-	-	-	-	-
Bulk Supply C-3 (b) (TOD) Off-Peak at 66 Kv & above & sanctioned load above 5000 Kw	-	-	0.00		-	-	-	-	-	-
TOTAL BULK SUPPLY	2,526.00	0.46	0.42		1	7	1	5	-	2
Agricultural T-Works - Tariff D	-	-	0.00		-	-	-	-	-	-
D-1(a) Scarp Less than 5KW	-	1.28	1.18		-	17	-	13	-	4
D-2 Agri T/Well	72,184	3.20	2.93		-	41	8.66	22	(55)	20
D-1 (b) - Peak Scarp & Agricultural 5KW & Above	-	-	0.00		-	-	-	-	-	-
D-1 (b) Off-Peak Scarp & Agricultural 5KW & Above	-	-	0.00		-	-	-	-	-	-
TOTAL AGRICULTURAL T/WELL	72,184.00	4.48	4.11		-	59	8.66	34	(55)	24
Public Lighting - Tariff-G	-	-	0.00		-	-	-	-	-	-
Residential Colony att. to Industrial - H	-	-	0.00		-	-	-	-	-	-
K (AJK)	-	-	0.00		-	-	-	-	-	-
Time of Day (TOD - Peak)	-	-	0.00		-	-	-	-	-	-
Time of Day (TOD - Off-Peak)	-	-	0.00		-	-	-	-	-	-
Rawat Lab	-	-	0.00		-	-	-	-	-	-
Company Total	88,601	109	100.00		6	1,820	15.2	1,031	(55)	790

CHIEF EXECUTIVE OFFICER
FAIA TESCO Distribution

Sep, 14

Distribution Company: TESCO
Proposed Revenue & Subsidy Statement
(Monthly, Quarterly as well as Consolidated)

Description	MDI Charged	Sales	Sales Mix	Load Factor	Revenue as per new proposed Tariff		Revenue as per GOP-Notified Tariff		Subsidy	
					Fixed Charge	Variable Charge	Fixed Charge	Variable Charge	Fixed Charge	Variable Charge
		(MkWh)	(%)	(%)	(Rs/KVh.M)	(Rs/KWh)	(Rs/KVh.M)	(Rs/KWh)	(Rs/KVh.M)	(Rs/KWh)
Residential - A1 Sanctioned Load Less Than 5Kw	-	0.00	0.00			4.00		2.00		2.00
UPIO-50 Units per month	-	0.79	0.77							
Consumption Exceeding 50 Units	-		0.00							
1-100 Units P/M	-	25.58	24.84			14.50		5.79		8.71
101-300 Units P/M	-	30.78	29.88			17.60		8.11		9.49
301-700 Units P/M	-	21.25	20.63			18.50		12.33		6.17
ABOVE 700 Units	-	15.82	15.36			19.50		15.07		4.43
Time of Day (TOD - Peak) For Load 5Kw & Above	-		0.00					8.22		7.82
Time of Day (TOD - Off-Peak) For Load 5Kw & Above	-		0.00			16.04				19.54
Temporary E-1 (I) Residential Supply	-		0.00			19.54				17.17
TOTAL DOMESTIC	-	94.23	91.48			17.17				
Commercial - A2			0.00					14.77		2.73
For Load Less 5KW	-	0.64	0.82			17.50		9.72		6.78
For Load requirement 5KW & Above	67		0.00		400.00	16.50	400			17.50
Time of Day (TOD - Peak)	8		0.00			17.50				4.49
Time of Day (TOD - Off-Peak)	-		0.00		400.00	12.50	400	8.01		
Temporary E-1(II) Commercial Supply	-		0.00		380.00				380.00	
TOTAL COMMERCIAL	75.00	0.65	0.62		0.04	17.37	0.04	14.66		2.71
INDUSTRIAL			0.00					10.51		4.99
B-1 upto 25 Kw (at 400/230 VOLTS)	-	0.34	0.33			15.50				
B-1b (09) T Peak	-		0.00							
B-1b (09) T Off Peak	-		0.00							
B-2(a) exceeding 25-500 Kw (at 400 Volts)	7,895	1.40	1.36		400.00	14.50	400	9.14		5.36
B-2 (b) - TOD (Peak) exceeding 25-500 Kw (at 400 Volts)	-		0.00							
B-2 - TOD (off-peak) exceeding 25-500 Kw (at 400 Volts)	-		0.00				380	7.75	(380.00)	(7.75)
B-3 TOD (peak) (for all loads upto 6000 Kw at 11, 33 KV)	3,911	1.32	1.28		380.00	14.50			380.00	14.50
B-3 - TOD (off-peak)	-		0.00			17.50				17.50
B-4 TOD (peak) (for all loads at 66, 132 KV & Above)	-		0.00							
B-4 TOD (off-peak)	-		0.00			21.50		11.50		10.00
Temporary E-2 Industrial Supply	2,167		0.00							(0.32)
TOTAL INDUSTRIAL	11,808.17	3.06	2.97		1.03	8.37	1.52	8.69		
Single Point Supply (Bulk)			0.00					11.55		3.45
C-1 (a) Sanctioned Load Less than 5Kw	-	0.01	0.01			15.00				4.15
C-1 (b) Sanctioned Load 5Kw & upto 500 Kw	2,317.00	0.42	0.41		400.00	14.50	400	10.35		17.50
Bulk Supply C-1(c) for supply at 400/230 Volts 5Kw & upto 500 Kw Peak	-		0.00			17.50				11.50
Bulk Supply C-1(c) (TOD) Off-Peak	-		0.00			17.50				17.50
C-2 (a) 11/33 KV upto & Including 6000 Kw	-		0.00							11.50
Bulk Supply C-2(b) (TOD) Peak 11/33 KV upto & Including 6000 Kw	-		0.00							
Bulk Supply C-2(b) (TOD) Off-Peak 11/33 KV upto & Including 6000 Kw	-		0.00							17.50
Bulk Supply C-3 (b) (TOD) Peak at 66 Kv & above & sanctioned load above 5000 Kw	-		0.00			17.50				
Bulk Supply C-3 (b) (TOD) Off-Peak at 66 Kv & above & sanctioned load above 5000 Kw	-		0.00							
TOTAL BULK SUPPLY	2,317.000	0.43	0.41		2.17	14.61	2.17	10.37		4.14
Agricultural T-Well - Tariff D			0.00					10.00		3.50
D-1(a) Scarp Less than 5KW	-	3.09	3.00			13.50		6.77	(120.00)	6.20
D-2 Agri T/Well	72,184	1.54	1.50			12.97				17.50
D-1 (b) - Peak Scarp & Agricultural 5KW & Above	-		0.00			17.50				11.20
D-1 (b) Off-Peak Scarp & Agricultural 5KW & Above	-		0.00			11.20				
TOTAL AGRICULTURAL T/WELL	72,184.00	4.63	4.50			13.32	1.87	8.92	(1.87)	4.40
Public Lighting - Tariff-G	-									
Residential Colony att. to Industrial - H	-									
K (AJK)	-									
Time of Day (TOD - Peak)	-									
Time of Day (TOD - Off-Peak)	-									
Rawat Lab	-									
Company Total	86,384	103	100%		0.04	16.72	0.14	9.53	(0.10)	7.19

CHIEF EXECUTIVE OFFICER
FAIA TESCO Islamabad

Distribution Company: TESCO
Proposed Revenue & Subsidy Statement
(Monthly, Quarterly as well as Consolidated)

Sep, 14

Description	MDI Charged	Sales (MkWh)	Sales Mix (%)	Load Factor (%)	Revenue as per new proposed Tariff		Revenue as per GOP Notified Tariff		Subsidy	
					Fixed Charge (Min Rs)	Variable Charge (Min Rs)	Fixed Charge (Min Rs)	Variable Charge (Min Rs)	Fixed Charge (Min Rs)	Variable Charge (Min Rs)
Residential - A1 Sanctioned Load Less Than 5Kw	-	0.00	0.00	-	-	-	-	-	-	-
UPTO-50 Units per month	-	0.79	0.77	-	-	3	-	2	-	2
Consumption Exceeding 50 Units	-	-	0.00	-	-	-	-	-	-	-
1-100 Units P/M	-	25.58	24.84	-	-	371	-	148	-	223
101-300 Units P/M	-	30.78	29.88	-	-	542	-	250	-	292
301-700 Units P/M	-	21.25	20.63	-	-	393	-	262	-	131
ABOVE 700 Units	-	15.82	15.36	-	-	309	-	238	-	70
Time of Day (TOD - Peak) For Load 5Kw & Above	-	-	0.00	-	-	-	-	-	-	-
Time of Day (TOD - Off-Peak) For Load 5Kw & Above	-	-	0.00	-	-	-	-	-	-	-
Temporary E-1 (I) Residential Supply	-	-	0.00	-	-	-	-	-	-	-
TOTAL DOMESTIC	-	94.23	91.48	-	-	1,817	-	900	-	718
Commercial - A2	-	-	0.00	-	-	-	-	-	-	-
For Load Less 5KW	-	0.64	0.62	-	-	11	-	10	-	2
For Load requirement 5KW & Above	67	-	0.00	-	0	-	0	-	-	-
Time of Day (TOD - Peak)	8	-	0.00	-	-	-	-	-	-	-
Time of Day (TOD - Off-Peak)	-	-	0.00	-	-	-	-	-	-	-
Temporary E-1(II) Commercial Supply	-	-	0.00	-	-	-	-	-	-	-
TOTAL COMMERCIAL	75.00	0.65	0.63	-	0	11	0	10	-	2
INDUSTRIAL	-	-	0.00	-	-	-	-	-	-	-
B-1 upto 25 Kw (at 400/230 VOLTS)	-	0.34	0.33	-	-	5	-	4	-	2
B-1b (09) T Peak	-	-	0.00	-	-	-	-	-	-	-
B-1b (09) T Off Peak	-	-	0.00	-	-	-	-	-	-	-
B-2(a) exceeding 25-500 Kw (at 400 Volts)	7,095	1.40	1.30	-	3	20	3	13	-	11
B-2 (b) TOD (Peak) exceeding 25-500 Kw (at 400 Volts)	-	-	0.00	-	-	-	-	-	-	-
B-2 -TOD (off-peak) exceeding 25-500 Kw (at 400 Volts)	-	-	0.00	-	-	-	-	-	-	-
B-3 TOD (peak) (for all loads upto 5000 Kw at 11, 33 KV)	3,911	1.32	1.28	-	-	-	1	10	(52)	(10)
B-3 - TOD (off-peak)	-	-	0.00	-	-	-	-	-	462	-
B-4 TOD (peak) (for all loads at 66, 132 KV & Above)	-	-	0.00	-	-	-	-	-	-	-
B-4 TOD (off-peak)	-	-	0.00	-	-	-	-	-	-	-
Temporary E-2 Industrial Supply	2,167	-	0.00	-	-	-	-	-	-	-
TOTAL INDUSTRIAL	11,808.17	3.06	2.97	-	3	26	5	27	410	(1)
Single Point Supply (Bulk)	-	-	0.00	-	-	-	-	-	-	-
C-1 (a) Sanctioned Load Less than 5Kw	-	0.01	0.01	-	-	0	-	0	-	0
C-1 (b) Sanctioned Load 5Kw & upto 500 Kw ¹	2,317.00	0.42	0.41	-	1	6	1	4	-	2
Bulk Supply C-1(c) for supply at 400/230 Volts 5Kw & upto 500 Kw Peak	-	-	0.00	-	-	-	-	-	-	-
Bulk Supply C-1(c) (TOD) Off-Peak	-	-	0.00	-	-	-	-	-	-	-
C-2 (a) 11/33 KV upto & Including 5000 Kw	-	-	0.00	-	-	-	-	-	-	-
Bulk Supply C-2(b) (TOD) Peak 11/33 KV upto & Including 5000 Kw	-	-	0.00	-	-	-	-	-	-	-
Bulk Supply C-2(b) (TOD) Off-Peak 11/33 KV upto & Including 5000 Kw	-	-	0.00	-	-	-	-	-	-	-
Bulk Supply C-3 (b) (TOD) Peak at 66 Kv & above & sanctioned load above 5000 Kw	-	-	0.00	-	-	-	-	-	-	-
Bulk Supply C-3 (b) (TOD) Off-Peak at 66 Kv & above & sanctioned load above 5000 Kw	-	-	0.00	-	-	-	-	-	-	-
TOTAL BULK SUPPLY	2,317.000	0.43	0.41	-	1	6	1	4	-	2
Agricultural T-Wells - Tariff D	-	-	0.00	-	-	-	-	-	-	-
D-1(a) Scarp Less than 5KW	-	3.09	3.00	-	-	42	-	31	-	11
D-2 Agri T/Well	72,184	1.54	1.50	-	-	20	8.66	10	(55)	10
D-1 (b) - Peak Scarp & Agricultural 5KW & Above	-	-	0.00	-	-	-	-	-	-	-
D-1 (b) Off-Peak Scarp & Agricultural 5KW & Above	-	-	0.00	-	-	-	-	-	-	-
TOTAL AGRICULTURAL T/WELL	72,184.00	4.63	4.50	-	-	62	8.66	41	(55)	20
Public Lighting - Tariff-G	-	-	-	-	-	-	-	-	-	-
Residential Colony att. to Industrial - H	-	-	-	-	-	-	-	-	-	-
K (AJK)	-	-	-	-	-	-	-	-	-	-
Time of Day (TOD - Peak)	-	-	-	-	-	-	-	-	-	-
Time of Day (TOD - Off-Peak)	-	-	-	-	-	-	-	-	-	-
Rawat Lab	-	-	-	-	-	-	-	-	-	-
Company Total	86,384	103	100.00	-	4	1,722	14.3	982	355	741

CHIEF EXECUTIVE OFFICER
FAIA TESCO Peshawar.

Distribution Company: TESCO

Aug, 14

Proposed Revenue & Subsidy Statement

(Monthly, Quarterly as well as Consolidated)

Description	Sales MDI Charged	Sales	Sales Mix	Load Factor	Revenue as per new proposed Tariff		Revenue as per GOP Notified Tariff		Subsidy	
					Fixed Charge	Variable Charge	Fixed Charge	Variable Charge	Fixed Charge	Variable Charge
		(MkWh)	(%)	(%)	(Rs/kWh)	(Rs/kWh)	(Rs/kWh)	(Rs/kWh)	(Rs/kWh)	(Rs/kWh)
Residential - A1 Sanctioned Load Less Than 5Kw	-	0.00	0.00		-	-	-	-	-	-
UPTO-50 Units per month	-	0.87	1.02		-	4.00	-	2.00	-	2.00
Consumption Exceeding 50 Units	-	-	0.00		-	-	-	-	-	-
1-100 Units P/M	-	21.77	25.32		-	14.20	-	5.79	-	8.41
101-300 Units P/M	-	26.76	31.11		-	17.50	-	8.11	-	9.39
301-700 Units P/M	-	16.53	19.22		-	18.50	-	12.33	-	6.17
ABOVE 700 Units	-	12.11	14.11		-	19.50	-	15.17	-	4.43
Time of Day (TOD - Peak) For Load 5Kw & Above	-	-	0.00		-	-	-	-	-	-
Time of Day (TOD - Off-Peak) For Load 5Kw & Above	-	0.00	0.00		-	16.04	-	8.22	-	7.82
Temporary E-1 (I) Residential Supply	-	-	0.00		-	19.54	-	15.50	-	4.04
TOTAL DOMESTIC	-	78.07	90.78		-	16.95	-	-	-	16.95
Commercial - A2	-	-	0.00		-	-	-	-	-	-
For Load Less 5KW	-	0.62	0.72		-	17.50	-	14.77	-	2.73
For Load requirement 5KW & Above	25	0.00	0.00		400.00	16.50	400	9.72	-	6.78
Time of Day (TOD - Peak)	-	-	0.00		-	17.50	-	-	-	17.50
Time of Day (TOD - Off-Peak)	8	-	0.00		400.00	12.50	400	8.11	-	4.44
Temporary E-1 (II) Commercial Supply	-	-	0.00		-	21.50	-	11.50	-	10.00
TOTAL COMMERCIAL	33.00	0.63	0.73		0.02	17.50	0.02	14.75	-	2.75
INDUSTRIAL	-	-	0.00		-	-	-	-	-	-
B-1 upto 25 Kw (at 400/230 VOLTS)	-	0.80	0.92		-	15.50	-	10.51	-	4.99
B-1b (09) T Peak	-	-	0.00		-	-	-	-	-	-
B-1b (09) T Off Peak	-	-	0.00		-	-	-	-	-	-
B-2(a) exceeding 25-500 Kw (at 400 Volts)	10,118,000	1.63	1.89		400.00	14.50	400	9.14	-	5.36
B-2 (b) -TOD (Peak) exceeding 25-500 Kw (at 400 Volts)	-	-	0.00		-	-	-	-	-	-
B-2 -TOD (off-peak) exceeding 25-500 Kw (at 400 Volts)	-	-	0.00		-	-	-	-	-	-
B-3 TOD (peak) (for all loads upto 5000 Kw at 11, 33 KV)	-	-	0.00		-	-	-	-	-	-
B-3 - TOD (off-peak)	3,765	0.76	0.89		380.00	14.50	380	7.75	-	6.75
B-4 TOD (peak) (for all loads at 66, 132 KV & Above)	-	-	0.00		-	17.50	-	-	-	17.50
B-4 TOD (off-peak)	-	-	0.00		-	21.50	-	11.50	-	10.00
Temporary E-2 Industrial Supply	-	-	0.00		-	-	-	-	-	-
TOTAL INDUSTRIAL	13,881.00	3.19	3.79		1.72	14.75	1.72	9.16	-	6.60
Single Point Supply (Bulk)	-	-	0.00		-	-	-	-	-	-
C-1 (a) Sanctioned Load Less than 5Kw	-	0.60	0.00		-	15.00	-	11.55	-	3.45
C-1 (b) Sanctioned Load 5Kw & upto 500 Kw	1,913	0.35	0.40		400.00	14.50	400	10.35	400.00	4.15
Bulk Supply C-1(c) for supply at 400/230 Volts 5Kw & upto 500 Kw Peak	-	-	0.00		-	17.50	-	13.01	-	4.49
Bulk Supply C-1(c) (TOD) Off-Peak	-	-	0.00		-	11.50	-	9.01	-	3.49
C-2 (a) 11/33 KV upto & Including 5000 Kw	-	-	0.00		-	17.50	-	10.25	-	7.25
Bulk Supply C-2(b) (TOD) Peak 11/33 KV upto & Including 5000 Kw	-	-	0.00		-	11.30	-	12.60	-	(1.30)
Bulk Supply C-2(b) (TOD) Off-Peak 11/33 KV upto & Including 5000 Kw	-	-	0.00		-	-	-	7.75	-	(7.75)
Bulk Supply C-3 (b) (TOD) Peak at 66 Kv & above & sanctioned load above 5000 Kw	-	-	0.00		-	17.50	-	12.18	-	5.32
Bulk Supply C-3 (b) (TOD) Off-Peak at 66 Kv & above & sanctioned load above 5000 Kw	-	-	0.00		-	-	-	7.35	-	(7.35)
TOTAL BULK SUPPLY	1,913.00	0.35	0.41		2.19	14.51	2.19	10.36	-	4.14
Agricultural T-Well - Tariff D	-	-	0.00		-	-	-	-	-	-
D-1(a) Scarp Less than 5KW	-	0.87	1.01		-	13.50	-	10.00	-	3.50
D-2 Agri TWell	72,139	2.90	3.37		-	12.97	120	6.77	(120.00)	6.20
D-1 (b) - Peak Scarp & Agricultural 5KW & Above	-	-	0.00		-	17.50	-	13.00	-	4.50
D-1 (b) Off-Peak Scarp & Agricultural 5KW & Above	-	-	0.00		-	11.20	-	8.00	-	3.20
TOTAL AGRICULTURAL TWell	72,139.00	3.77	4.38		-	13.09	2.30	7.51	(2.30)	5.58
Public Lighting - Tariff-G	-	-	-		-	-	-	-	-	-
Residential Colony att. to Industrial - H	-	-	-		-	-	-	-	-	-
K (AJK)	-	-	-		-	-	-	-	-	-
Time of Day (TOD - Peak)	-	-	-		-	-	-	-	-	-
Time of Day (TOD - Off-Peak)	-	-	-		-	-	-	-	-	-
Rawal Lab	-	-	-		-	-	-	-	-	-
Company Total	07,900	00.00	100%		0.07	10.69	0.17	0.02	(0.10)	0.00

CHIEF EXECUTIVE OFFICER
FAA TESCO Peshawar.

Distribution Company: **TESCO**
Proposed Revenue & Subsidy Statement
(Monthly, Quarterly as well as Consolidated)

Aug, 14

Description	MDI Charges	Sales	Sales Mix	Load Factor	Revenue as per new proposed Tariff		Revenue as per GOP Notified Tariff		Subsidy	
					Fixed Charge	Variable Charge	Fixed Charge	Variable Charge	Fixed Charge	Variable Charge
		(MkWh)	(%)	(%)	(Min Rs)	(Min Rs)	(Min Rs)	(Min Rs)	(Min Rs)	(Min Rs)
Residential - A1 Sanctioned Load Less Than 5Kw	-	0.00	0.00		-	-	-	-	-	-
UPTO-50 Units per month	-	0.87	1.02		-	3	-	2	-	2
Consumption Exceeding 50 Units	-	-	0.00		-	-	-	-	-	-
1-100 Units P/M	-	21.77	25.32		-	309	-	126	-	183
101-300 Units P/M	-	26.78	31.11		-	468	-	217	-	251
301-700 Units P/M	-	16.53	19.22		-	306	-	204	-	102
ABOVE 700 Units	-	12.13	14.11		-	237	-	183	-	54
Time of Day (TOD - Peak) For Load 5Kw & Above	-	-	0.00		-	0	-	0	-	0
Time of Day (TOD - Off-Peak) For Load 5Kw & Above	-	0.00	0.00		-	-	-	-	-	-
Temporary E-1 (I) Residential Supply	-	-	0.00		-	-	-	-	-	-
TOTAL DOMESTIC	-	78.07	90.78		-	1,323	-	731	-	592
Commercial - A2	-	-	0.00		-	-	-	-	-	-
For Load Less 5KW	-	0.62	0.72		-	11	-	9	-	2
For Load requirement 5KW & Above	25	0.00	0.00		0	0	0	0	-	0
Time of Day (TOD - Peak)	-	-	0.00		-	-	-	-	-	-
Time of Day (TOD - Off-Peak)	8	-	0.00		0	-	0	-	-	-
Temporary E-1(II) Commercial Supply	-	-	0.00		-	-	-	-	-	-
TOTAL COMMERCIAL	33.00	0.63	0.73		0	11	0	9	-	2
INDUSTRIAL	-	-	0.00		-	-	-	-	-	-
B-1 upto 25 Kw (at 400/230 VOLTS)	-	0.80	0.92		-	12	-	8	-	4
B-1b (09) T Peak	-	-	0.00		-	-	-	-	-	-
B-1b (09) T Off Peak	-	-	0.00		-	-	-	-	-	-
B-2(a) exceeding 25-500 Kw (at 400 Volts)	10,116	1.63	1.89		4	24	4	15	-	9
B-2 (b) -TOD (Peak) exceeding 25-500 Kw (at 400 Volts)	-	-	0.00		-	-	-	-	-	-
B-2 -TOD (off-peak) exceeding 25-500 Kw (at 400 Volts)	-	-	0.00		-	-	-	-	-	-
B-3 TOD (peak) (for all loads upto 5000 Kw at 11, 33 KV)	-	-	0.00		-	-	-	-	-	-
B-3 - TOD (off-peak)	3,765	0.76	0.89		1	11	1	6	-	5
B-4 TOD (peak) (for all loads at 66, 132 KV & Above)	-	-	0.00		-	-	-	-	-	-
B-4 TOD (off-peak)	-	-	0.00		-	-	-	-	-	-
Temporary E-2 Industrial Supply	-	-	0.00		-	-	-	-	-	-
TOTAL INDUSTRIAL	13,881.00	3.19	3.70		5	47	5	29	-	18
Single Point Supply (Bulk)	-	-	0.00		-	-	-	-	-	-
C-1 (a) Sanctioned Load Less than 5KW	-	0.00	0.00		-	0	-	0	-	0
C-1 (b) Sanctioned Load 5Kw & upto 500 Kw	1,913	0.35	0.40		1	5	1	4	97	1
Bulk Supply C-1(c) for supply at 400/230 Volts 5Kw & upto 500 Kw Peak	-	-	0.00		-	-	-	-	-	-
Bulk Supply C-1(c) (TOD) Off-Peak	-	-	0.00		-	-	-	-	-	-
C-2 (a) 11/32 KV upto & Including 5000 Kw	-	-	0.00		-	-	-	-	-	-
Bulk Supply C-2(b) (TOD) Peak 11/32 KV upto & Including 5000 Kw	-	-	0.00		-	-	-	-	-	-
Bulk Supply C-2(b) (TOD) Off-Peak 11/32 KV upto & Including 5000 Kw	-	-	0.00		-	-	-	-	-	-
Bulk Supply C-3 (b) (TOD) Peak at 66 Kv & above & sanctioned load above 5000 Kw	-	-	0.00		-	-	-	-	-	-
Bulk Supply C-3 (b) (TOD) Off-Peak at 66 Kv & above & sanctioned load above 5000 Kw	-	-	0.00		-	-	-	-	-	-
TOTAL BULK SUPPLY	1,913.00	0.36	0.41		1	6	1	4	97	1
Agricultural T-Well - Tariff D	-	-	0.00		-	-	-	-	-	-
D-1(a) Scarp Less than 5KW	-	0.87	1.01		-	12	-	9	-	3
D-2 Agri TWell	72,139	2.90	3.37		-	38	8.66	20	(55)	18
D-1 (b) - Peak Scarp & Agricultural 5KW & Above	-	-	0.00		-	-	-	-	-	-
D-1 (b) Off-Peak Scarp & Agricultural 5KW & Above	-	-	0.00		-	-	-	-	-	-
TOTAL AGRICULTURAL T/WELL	72,139.00	3.77	4.38		-	49	8.66	28	(55)	21
Public Lighting - Tariff-G	-	-	-		-	-	-	-	-	-
Residential Colony att. to industrial - H	-	-	-		-	-	-	-	-	-
K (AJK)	-	-	-		-	-	-	-	-	-
Time of Day (TOD - Peak)	-	-	-		-	-	-	-	-	-
Time of Day (TOD - Off-Peak)	-	-	-		-	-	-	-	-	-
Rawat Lab	-	-	-		-	-	-	-	-	-
Company Total	87,966	86.00	100.00		6	1,436	14.9	802	42	634

CHIEF EXECUTIVE OFFICER
TESCO Peshawar

Distribution Company: TESCO
Proposed Revenue & Subsidy Statement
(Monthly, Quarterly as well as Consolidated)

Jul,14

Description	MDI Charged (Rs/KWh)	Sales (MkWh)	Sales MLA (%)	Load Factor (%)	Revenue as per new proposed Tariff		Revenue as per GOP Notified Tariff		Subsidy	
					Fixed Charge (Rs/KWh)	Variable Charge (Rs/KWh)	Fixed Charge (Rs/KWh)	Variable Charge (Rs/KWh)	Fixed Charge (Rs/KWh)	Variable Charge (Rs/KWh)
Residential - A1 Sanctioned Load Less Than 5Kw	-	-	0.00	-	-	-	-	-	-	-
UPTO-50 Units per month	-	1.73	1.92	-	-	4.00	-	2.00	-	2.00
Consumption Exceeding 50 Units	-	0.00	0.00	-	-	-	-	-	-	-
1-100 Units P/M	-	16.89	18.77	-	-	14.00	-	5.79	-	8.21
101-300 Units P/M	-	25.59	28.43	-	-	17.10	-	8.11	-	8.99
301-700 Units P/M	-	22.55	25.06	-	-	18.50	-	12.33	-	6.17
ABOVE 700 Units	-	14.08	15.64	-	-	19.50	-	15.07	-	4.43
Time of Day (TOD - Peak) For Load 5Kw & Above	-	-	0.00	-	-	-	-	-	-	-
Time of Day (TOD - Off-Peak) For Load 5Kw & Above	-	-	0.00	-	-	16.04	-	8.22	-	7.82
Temporary E-1 (I) Residential Supply	-	-	0.00	-	-	19.54	-	15.50	-	4.04
TOTAL DOMESTIC	-	81	09.02	-	-	10.00	-	9.00	-	7.10
Commercial - A2	-	-	0.00	-	-	-	-	-	-	-
For Load Less 5Kw	-	0.60	0.68	-	-	17.50	-	14.77	-	2.73
For Load requirement 5Kw & Above	25	0.00	0.01	-	400.00	16.50	400	9.72	-	6.78
Time of Day (TOD - Peak)	-	-	-	-	-	17.50	-	-	-	17.50
Time of Day (TOD - Off-Peak)	8	-	-	-	400.00	12.50	400	8.01	-	4.49
Temporary E-1(II) Commercial Supply	-	-	-	-	380.00	-	380	8.00	-	(8.00)
TOTAL COMMERCIAL	33	0.60	0.67	-	0.02	17.44	0.02	-	-	17.44
INDUSTRIAL	-	-	-	-	-	-	-	-	-	-
B-1 upto 25 Kw (at 400/230 VOLTS)	-	0.87	0.97	-	-	15.50	-	10.51	-	4.99
B-1b (09) T Peak	-	-	-	-	-	-	-	-	-	-
B-1b (09) T Off Peak	-	-	-	-	-	-	-	-	-	-
B-2(a) exceeding 25-500 Kw (at 400 Volts)	9,469	2.12	2.35	-	400.00	14.50	400	9.14	-	5.36
B-2 (b) -TOD (Peak) exceeding 25-500 Kw (at 400 Volts)	-	-	-	-	-	-	-	-	-	-
B-2 -TOD (off-peak) exceeding 25-500 Kw (at 400 Volts)	-	-	-	-	-	-	-	-	-	-
B-3 TOD (peak) (for all loads upto 5000 Kw at 11, 33 KV)	-	-	-	-	-	-	-	-	-	-
B-3 - TOD (off-peak)	3,449	1.18	1.32	-	380.00	14.50	380	7.75	-	6.75
B-4 TOD (peak) (for all loads at 66, 132 KV & Above)	-	-	-	-	-	17.50	-	-	-	17.50
B-4 TOD (off-peak)	-	-	-	-	-	-	-	-	-	-
Temporary E-2 Industrial Supply	-	-	-	-	-	21.50	-	11.50	-	10.00
TOTAL INDUSTRIAL	12,918	4.18	4.64	-	1.22	14.71	1.22	-	-	14.71
Single Point Supply (Bulk)	-	0.00	0.00	-	-	-	-	-	-	-
C-1 (a) Sanctioned Load Less than 5Kw	-	0.01	0.01	-	-	15.00	-	11.55	-	3.45
C-1 (b) Sanctioned Load 5Kw & upto 500 Kw	2,417	0.42	0.47	-	400.00	14.50	400	10.35	-	4.15
Bulk Supply C-1(c) for supply at 400/230 Volts 5Kw & upto 500 Kw Peak	-	-	-	-	-	17.50	-	-	-	17.50
Bulk Supply C-1(c) (TOD) Off-Peak	-	-	-	-	-	11.50	-	-	-	11.50
C-2 (a) 11/33 KV upto & Including 5000 Kw	-	-	-	-	-	17.50	-	-	-	17.50
Bulk Supply C-2(b) (TOD) Peak 11/33 KV upto & Including 5000 Kw	-	-	-	-	-	11.30	-	-	-	11.30
Bulk Supply C-2(b) (TOD) Off-Peak 11/33 KV upto & Including 5000 Kw	-	-	-	-	-	-	-	-	-	-
Bulk Supply C-3 (b) (TOD) Peak at 66 Kv & above & sanctioned load above 5000 Kw	-	-	-	-	-	17.50	-	-	-	17.50
Bulk Supply C-3 (b) (TOD) Off-Peak at 66 Kv & above & sanctioned load above 5000 Kw	-	-	-	-	-	-	-	-	-	-
TOTAL BULK SUPPLY	2,417.0	0.43	0.48	-	2.25	14.51	2.25	-	-	14.51
Agricultural T-Well - Tariff D	-	0.00	0.00	-	-	-	-	-	-	-
D-1(a) Scarp Less than 5KW	-	1.08	1.20	-	-	13.50	-	10.00	-	3.50
O-2 Agri T/Well	72,139	2.87	3.19	-	-	12.97	120	6.77	(120.00)	6.20
D-1 (b) - Peak Scarp & Agricultural 5KW & Above	-	0.00	0.00	-	-	17.50	-	-	-	17.50
D-1 (b) Off-Peak Scarp & Agricultural 5KW & Above	-	0.00	0.00	-	-	11.20	-	-	-	11.20
TOTAL AGRICULTURAL T/WELL	72,139.00	3.95	4.39	-	-	13.11	2.19	-	(2.19)	13.11
Public Lighting - Tariff-G	-	0.00	-	-	-	-	-	-	-	-
Residential Colony att. to Industrial - H	-	0.00	-	-	-	-	-	-	-	-
K (AJK)	-	0.00	-	-	-	-	-	-	-	-
Time of Day (TOD - Peak)	-	0.00	-	-	-	-	-	-	-	-
Time of Day (TOD - Off-Peak)	-	0.00	-	-	-	-	-	-	-	-
Rawat Lab	-	0.00	-	-	-	-	-	-	-	-
Company Total	87,507	90	100%	-	0.07	16.70	0.16	9.78	(0.10)	6.92

CHIEF EXECUTIVE OFFICER
FAIA TESCO Peshawar.

Distribution Company: TESCO
Proposed Revenue & Subsidy Statement
(Monthly, Quarterly as well as Consolidated)

Jul,14

Description	MDI Charged	Sales (MkWh)	Sales Mix (%)	Load Factor (%)	Revenue as per new proposed Tariff		Revenue as per GOP Notified Tariff		Subsidy	
					Fixed Charge (Min Rs)	Variable Charge (Min Rs)	Fixed Charge (Min Rs)	Variable Charge (Min Rs)	Fixed Charge (Min Rs)	Variable Charge (Min Rs)
Residential - A1 Sanctioned Load Less Than 5Kw	-	1.73	1.92	-	-	7	-	3	-	3
UPTO-50 Units per month	-	0.00	0.00	-	-	-	-	-	-	-
Consumption Exceeding 50 Units	-	18.89	18.77	-	-	237	-	98	-	139
1-100 Units P/M	-	25.59	28.43	-	-	438	-	208	-	230
101-300 Units P/M	-	22.55	25.06	-	-	417	-	278	-	139
301-700 Units P/M	-	14.08	15.64	-	-	274	-	212	-	62
ABOVE 700 Units	-	-	0.00	-	-	-	-	-	-	-
Time of Day (TOD - Peak) For Load 5Kw & Above	-	-	0.00	-	-	-	-	-	-	-
Time of Day (TOD - Off-Peak) For Load 5Kw & Above	-	-	0.00	-	-	-	-	-	-	-
Temporary E-1 (I) Residential Supply	-	-	0.00	-	-	-	-	-	-	-
TOTAL DOMESTIC	-	80.84	89.82	-	-	1,373	-	799	-	674
Commercial - A2	-	0.60	0.66	-	-	10	-	9	-	2
For Load Less 5Kw	-	0.00	0.01	-	0	0	0	0	-	0
For Load requirement 5Kw & Above	25	-	0.00	-	-	-	-	-	-	-
Time of Day (TOD - Peak)	0	-	0.00	-	0	-	0	-	-	-
Time of Day (TOD - Off-Peak)	-	-	0.00	-	-	-	-	-	-	-
Temporary E-1(ii) Commercial Supply	-	-	0.00	-	-	-	-	-	-	-
TOTAL COMMERCIAL	33	0.60	0.67	-	0	11	0.01	9	-	2
INDUSTRIAL	-	0.87	0.97	-	-	14	-	9	-	4
B-1 upto 25 Kw (at 400/230 VOLTS)	-	-	0.00	-	-	-	-	-	-	-
B-1b (09) T Peak	-	-	0.00	-	-	-	-	-	-	-
B-1b (09) T Off Peak	-	-	0.00	-	-	-	-	-	-	-
B-2(a) exceeding 25-500 Kw (at 400 Volts)	9,469	2.12	2.35	-	4	31	4	19	-	11
B-2 (b) -TOD (Peak) exceeding 25-500 Kw (at 400 Volts)	-	-	0.00	-	-	-	-	-	-	-
B-2 -TOD (off-peak) exceeding 25-500 Kw (at 400 Volts)	-	-	0.00	-	-	-	-	-	-	-
B-3 TOD (peak) (for all loads upto 5000 Kw at 11, 33 KV)	-	-	0.00	-	-	-	-	-	-	-
B-3 - TOD (off-peak)	3,449	1.18	1.32	-	1	17	1	9	-	6
B-4 TOD (peak) (for all loads at 66, 132 KV & Above)	-	-	0.00	-	-	-	-	-	-	-
B-4 TOD (off-peak)	-	-	0.00	-	-	-	-	-	-	-
Temporary E-2 Industrial Supply	-	-	0.00	-	-	-	-	-	-	-
TOTAL INDUSTRIAL	12,918	4.18	4.64	-	5	61	5	38	-	24
Single Point Supply (Bulk)	-	0.00	0.00	-	-	-	-	-	-	-
C-1 (a) Sanctioned Load Less than 5Kw	-	0.01	0.01	-	-	0	-	0	-	-
C-1 (b) Sanctioned Load 5Kw & upto 500 Kw	2,417	0.42	0.47	-	1	6	1	4	-	-
Bulk Supply C-1(c) for supply at 400/230 Volts 5Kw & upto 500 Kw Peak	-	-	0.00	-	-	-	-	-	-	-
Bulk Supply C-1(c) (TOD) Off-Peak	-	-	0.00	-	-	-	-	-	-	-
C-2 (a) 11/33 KV upto & Including 5000 Kw	-	-	0.00	-	-	-	-	-	-	-
Bulk Supply C-2(b) (TOD) Peak 11/33 KV upto & Including 5000 Kw	-	-	0.00	-	-	-	-	-	-	-
Bulk Supply C-2(b) (TOD) Off-Peak 11/33 KV upto & Including 5000 Kw	-	-	0.00	-	-	-	-	-	-	-
Bulk Supply C-3 (b) (TOD) Peak at 66 Kv & above & sanctioned load above 5000 Kw	-	-	0.00	-	-	-	-	-	-	-
Bulk Supply C-3 (b) (TOD) Off-Peak at 66 Kv & above & sanctioned load above 5000 Kw	-	-	0.00	-	-	-	-	-	-	-
TOTAL BULK SUPPLY	2,417.0	0.43	0.48	-	1	6	1	4	-	-
Agricultural T-Well - Tariff D	-	1.08	1.20	-	-	15	-	11	-	-
D-1(a) Scarp Less than 5KW	-	2.87	3.19	-	-	37	8.66	19	(55)	-
D-2 Agri T/Well	72,139	-	0.00	-	-	-	-	-	-	-
D-1 (b) - Peak Scarp & Agricultural 5KW & Above	-	-	0.00	-	-	-	-	-	-	-
D-1 (b) Off-Peak Scarp & Agricultural 5KW & Above	-	-	0.00	-	-	-	-	-	-	-
TOTAL AGRICULTURAL T/WELL	72,139.00	3.95	4.39	-	-	62	8.66	30	(55)	-
Public Lighting - Tariff-G	-	0.00	-	-	-	-	-	-	-	-
Residential Colony att. to Industrial - H	-	0.00	-	-	-	-	-	-	-	-
K (AJK)	-	0.00	-	-	-	-	-	-	-	-
Time of Day (TOD - Peak)	-	0.00	-	-	-	-	-	-	-	-
Time of Day (TOD - Off-Peak)	-	0.00	-	-	-	-	-	-	-	-
Rawat Lab	-	0.00	-	-	-	-	-	-	-	-
Company Total	87,607	90	100.00	-	6	1,503	15	880	(55)	-

CHIEF EXECUTIVE OFFICE
FATA TESCO Peshawar