

CENTRAL POWER PURCHASING AGENCY GUARANTEE LIMITED
(A Company of Government of Pakistan)

Shaheen Plaza | Plot no. 73-West | Fazal-E-Haq Road,
Blue Area, Islamabad
Fax: +92-51-9216949, Ph: +92-051- 9213616
www.cppa.gov.pk

No. CPPA-G/2019/CFO/27752 -53

Dated: November 15th, 2019

The Registrar NEPA
NEPA Tower Attaturk Avenue (East),
Sector G-5/1, Islamabad.

SUBJECT: XWDISCO'S FCA MECHANISM-ENERGY PURCHASE DATA FOR THE MONTH OF OCTOBER, 2019.

With reference to FCA mechanism provided in XWDISCO's tariff determination, attached please find the Energy Data for the month of October, 2019 for your information and necessary action in this regard. It is mentioned that soft copy of the same is being sent to NEPA.

For information & n/a
- SAT/11
GFA to: ADG 20/11 R 1119
- SAC (ch) - R (n/a) e: chairman
- ADG (R) - ME VC
m(T)
m(CA)
m(LIC).

Chief Financial Officer

CC:
➤ Chief Executive Officer, CPPA-G.
Master File

REGISTRAR
Dy. No. 11639
Date: 19-11-19
Dated: 18-11-19
Senior Advisor Tariff
Dy. No. 9764

ADG (Tariff)
Dy. No. 1828
Date: 20-11-19

CERTIFICATE

FOR FUEL ADJUSTMENT IN THE CONSUMER-END TARIFF


REGARDING 1994 POWER POLICY (HUBCO & KAPCO INCLUSIVE)

FOR THE MONTH OF October, 2019

This is to certify that: -

- i) All purchases have been made from IPP's Under 1994 Policy, including HUBCO, KAPCO & Chasnupp and excluding Tavanir, having valid generation License issued by NEPRA.
- ii) Invoices of all Electricity Purchases have been made strictly in accordance with the rates, Terms & conditions as stipulated in the respective Power Purchase Agreement.
- iii) All payments to IPP's are being made after observing all formalities provided in the respective Power Purchase Agreement.
- iv) All purchases have been made in accordance with the Power Purchase Agreement.

The above statement is true, based on facts and from verifiable documentary evidences. In case of any deviation / variation observed if not rectified at later stage, CPPA-G will be responsible for the consequences arising out of any misstatement under NEPRA Act and its Rules & Regulations.


DGM (Technical)
(Conventional)


DGMF-II (CPPA-G)

CERTIFICATE


FOR FUEL ADJUSTMENT IN THE CONSUMER-END TARIFF

REGARDING 2002 POWER POLICY FOR THE MONTH OF October, 2019

This is to certify that:-

- 1) All purchases have been made from Generation Companies having valid generation License issued by NEPRA.
- 2) Invoices of all Electricity Purchases have been processed in accordance with the rates, Terms & conditions as determined by NEPRA. Payments related to periodical adjustments are also made as per decision of NEPRA.
- 3) The above statement is true, based on facts and from verifiable documentary evidences. In case of any deviation / variation observed if not rectified at later stage, CPPA-G will be responsible for the consequences arising out of any misstatement under NEPRA Act and its Rules & Regulations.


DGM (Technical)
(Renewable)


DGMF-I (CPPA-G)

[illegible]

S.N.	Power Producer	Fuel	Dep. Capacity (MW)	Energy (KWh)	Fuel Cost component as determined by Authority (Rs./KWh)	Fuel Cost as per NEPRA Approved Rate (Rs.)	Heat Degradation Factor (Dh) Rs.	Load Correction Factor (KL) Rs.	Fuel Charges	VOEM Charges	EPP Billing mode (Rs.)	Prev. Adjustment in Fuel Cost (Rs.)	Prev. Adjustment in VOEM (Rs.)	Prev. Adjustment in EPP Total Rs.	Supp. Charges	Total Fuel Cost Rs.	Total VOEM Rs.	Total Energy Cost (Rs.)
1	Attock Gas	RFO	156	12,625,095	12.6613	159,849,899	-	-	159,849,899	225,066,784	394,916,773	-	-	-	-	159,849,899	225,066,784	384,916,773
2	Atlas Power	RFO	214	2,397,832	14.2500	32,886,606	-	1,366,934	34,253,627	3,204,194	37,457,821	26,596,116	15,125,565	41,721,682	-	26,596,116	15,125,565	41,721,682
3	Nishat Power	Gas	171	81,299,852	11.6565	981,131,891	22,083,012	40,211,188	643,426,091	46,487,255	689,913,346	66,463,363	84,258,634	75,716,486	-	62,048,897	59,667,957	121,716,486
4	Foundation Power	RLNG	213	9,612,650	-	112,049,850	-	-	112,049,850	3,293,297	115,343,147	35,230,679	21,639	35,219,040	-	674,864,770	46,465,616	726,130,386
5	District	RFO	196	65,451	-	899,877	-	75,876	975,953	90,712	1,066,665	184,647,123	10,280,454	194,837,577	-	285,239,526	8,917,427	294,156,953
6	Nishat Chumani	RLNG	204	1,422,007	13.7420	14,869,643	447,576	1,163,524	16,480,742	828,746	17,309,488	-	-	-	-	674,864,770	46,465,616	726,130,386
7	Saf Power	HSD	213	59,161,528	7.9345	469,415,650	-	4,400,449	473,816,999	29,888,404	503,704,403	209,829,663	6,779,043	216,308,706	-	201,027,865	11,119,200	212,147,065
8	Engro Energy	Gas	203	51,306,429	10.4558	536,449,666	16,019,268	30,848,442	583,317,375	29,867,890	612,895,266	167,750,671	93,112	167,843,783	-	683,345,682	36,667,447	720,013,109
9	Sapphire Power	RLNG	203	51,306,429	10.4558	536,449,666	16,019,268	30,848,442	583,317,375	29,867,890	612,895,266	167,750,671	93,112	167,843,783	-	683,345,682	36,667,447	720,013,109
10	Hubei Harwal	RFO	214	145,780,224	6.8404	997,195,441	-	33,906,328	1,031,101,769	48,256,925	1,079,358,694	4,533,482,230	34,009,391	143,893,595	-	126,221,479	17,772,116	143,993,595
11	Liberty Power	RFO	196	43,080,853	10.4558	460,470,799	12,613,192	26,058,185	489,142,166	25,219,541	514,361,707	22,407,789	7,772,116	522,138,823	-	22,407,789	34,009,391	256,148,214
12	Halmare	RLNG	199	43,080,853	10.4558	460,470,799	12,613,192	26,058,185	489,142,166	25,219,541	514,361,707	22,407,789	7,772,116	522,138,823	-	22,407,789	34,009,391	256,148,214
13	Uch-B	Gas	381	145,780,224	6.8404	997,195,441	-	33,906,328	1,031,101,769	48,256,925	1,079,358,694	4,533,482,230	34,009,391	143,893,595	-	126,221,479	17,772,116	143,993,595
14	JDW-B	Bagasse	26	654,316,800	9.1112	5,961,617,211.10	107,867,668	647,913,824	6,441,852,686	207,352,994	6,649,205,680	892,488,768	992,488,768	992,488,768	-	7,334,341,453	207,352,994	7,541,694,448
15	China Hub Power (Pvt) Ltd	Coal	1,220	702,459,400	4.190,170,321	2,921,351,109	-	-	4,190,170,321	343,291,909	4,533,482,230	4,533,482,230	4,533,482,230	4,533,482,230	-	4,190,170,321	343,291,909	4,533,482,230
16	Engro PowerGen Thar TPS	Coal	690	348,162,300	2,088,374,633	7,295,854,305	-	-	2,088,374,633	372,660,923	2,461,035,555	2,461,035,555	2,461,035,555	2,461,035,555	-	2,088,374,633	372,660,923	2,461,035,555
17	Layyah Sugar Mills	Bagasse	41	654,316,800	9.1112	5,961,617,211.10	107,867,668	647,913,824	6,441,852,686	207,352,994	6,649,205,680	892,488,768	992,488,768	992,488,768	-	7,334,341,453	207,352,994	7,541,694,448
18	QATPL	RLNG	1,180	654,316,800	9.1112	5,961,617,211.10	107,867,668	647,913,824	6,441,852,686	207,352,994	6,649,205,680	892,488,768	992,488,768	992,488,768	-	7,334,341,453	207,352,994	7,541,694,448
19	Hevel Bhander Shah	RLNG	1,230	722,549,500	9.9818	6,478,357,279	77,704,287	270,316,758	6,823,378,746	227,314,073	7,050,692,819	636,076,092	636,076,092	636,076,092	-	7,334,341,453	207,352,994	7,541,694,448
20	Coal Fire Power Plant	RFO	1,320	426,899,849	6.8952	2,921,351,109	-	-	2,921,351,109	76,106,939	2,997,458,048	-	-	-	-	2,921,351,109	76,106,939	2,997,458,048
21	Quill Power Gen	RFO	82	712,723,200	9.0986	5,484,769,858	77,817,187	381,973,206	6,244,560,251	224,008,902	7,148,569,153	627,364,520	627,364,520	627,364,520	-	7,148,569,153	627,364,520	7,775,933,673
22	Resham	RFO	97	712,723,200	9.0986	5,484,769,858	77,817,187	381,973,206	6,244,560,251	224,008,902	7,148,569,153	627,364,520	627,364,520	627,364,520	-	7,148,569,153	627,364,520	7,775,933,673
23	Balokh	RLNG	1,320	712,723,200	9.0986	5,484,769,858	77,817,187	381,973,206	6,244,560,251	224,008,902	7,148,569,153	627,364,520	627,364,520	627,364,520	-	7,148,569,153	627,364,520	7,775,933,673
24	Port Gascom	Coal	1,330	879,388,900	5.2194	4,589,907,943	-	-	4,589,907,943	432,219,595	5,022,127,538	2,586,482	2,586,482	2,586,482	-	4,589,907,943	432,219,595	5,022,127,538
25	IPP's Total:	Sub-Total	11,836	4,858,591,467	5.2194	4,589,907,943	347,958,509	1,399,403,382	4,589,907,943	432,219,595	5,022,127,538	2,586,482	2,586,482	2,586,482	-	4,589,907,943	432,219,595	5,022,127,538
26	Others:	Sub-Total	18,164	5,133,329,069	5.2194	4,589,907,943	347,958,509	1,399,403,382	4,589,907,943	432,219,595	5,022,127,538	2,586,482	2,586,482	2,586,482	-	4,589,907,943	432,219,595	5,022,127,538
27	1 TPS Qentia	Gas	25	25,476%	2,438,799,776	13,789,804,006	-	-	13,789,804,006	226,860,028	225,860,028	2,586,482	2,586,482	2,586,482	-	13,789,804,006	226,860,028	14,016,664,034
28	2 Zorlu	Wind	56	6,123,300	4,599,700	25,476%	-	-	25,476%	2,438,799,776	13,789,804,006	-	-	-	-	25,476%	2,438,799,776	13,789,804,006
29	3 FFCCL	Wind	50	5,530,600	8,925,530	25,476%	-	-	25,476%	2,438,799,776	13,789,804,006	-	-	-	-	25,476%	2,438,799,776	13,789,804,006
30	4 TGF	Wind	50	4,795,269	6,459,030	25,476%	-	-	25,476%	2,438,799,776	13,789,804,006	-	-	-	-	25,476%	2,438,799,776	13,789,804,006
31	5 Foundation	Wind	99	5,825,530	7,811,520	25,476%	-	-	25,476%	2,438,799,776	13,789,804,006	-	-	-	-	25,476%	2,438,799,776	13,789,804,006
32	6 Sapphire Wind Power	Wind	50	5,825,530	7,811,520	25,476%	-	-	25,476%	2,438,799,776	13,789,804,006	-	-	-	-	25,476%	2,438,799,776	13,789,804,006
33	7 Younus Energy Ltd.	Wind	50	5,825,530	7,811,520	25,476%	-	-	25,476%	2,438,799,776	13,789,804,006	-	-	-	-	25,476%	2,438,799,776	13,789,804,006
34	8 Metro Wind Power	Wind	50	5,825,530	7,811,520	25,476%	-	-	25,476%	2,438,799,776	13,789,804,006	-	-	-	-	25,476%	2,438,799,776	13,789,804,006
35	9 Gul Ahmad Wind Power	Wind	50	5,825,530	7,811,520	25,476%	-	-	25,476%	2,438,799,776	13,789,804,006	-	-	-	-	25,476%	2,438,799,776	13,789,804,006
36	10 Mawar Wind Power	Wind	50	5,825,530	7,811,520	25,476%	-	-	25,476%	2,438,799,776	13,789,804,006	-	-	-	-	25,476%	2,438,799,776	13,789,804,006
37	11 Tanaga Generators	Wind	50	5,825,530	7,811,520	25,476%	-	-	25,476%	2,438,799,776	13,789,804,006	-	-	-	-	25,476%	2,438,799,776	13,789,804,006
38	12 Tapas Wind	Wind	31	3,767,050	5,302,030	25,476%	-	-	25,476%	2,438,799,776	13,789,804,006	-	-	-	-	25,476%	2,438,799,776	13,789,804,006
39	13 HDPL Wind	Wind	50	5,825,530	7,811,520	25,476%	-	-	25,476%	2,438,799,776	13,789,804,006	-	-	-	-	25,476%	2,438,799,776	13,789,804,006
40	14 KCDL Wind	Wind	50	5,825,530	7,811,520	25,476%	-	-	25,476%	2,438,799,776	13,789,804,006	-	-	-	-	25,476%	2,438,799,776	13,789,804,006
41	15 UDFL Wind	Wind	50	5,825,530	7,811,520	25,476%	-	-	25,476%	2,438,799,776	13,789,804,006	-	-	-	-	25,476%	2,438,799,776	13,789,804,006
42	16 Quid-e-Azam Solar Park	Solar	100	14,276,180	14,276,180	25,476%	-	-	25,476%	2,438,799,776	13,789,804,006	-	-	-	-	25,476%	2,438,799,776	13,789,804,006
43	17 Appollo Solar Park	Solar	100	14,276,180	14,276,180	25,476%	-	-	25,476%	2,438,799,776	13,789,804,006	-	-	-	-	25,476%	2,438,799,776	13,789,804,006
44	18 Best Green Energy	Solar	100	14,276,180	14,276,180	25,476%	-	-	25,476%	2,438,799,776	13,789,804,006	-	-	-	-	25,476%	2,438,799,776	13,789,804,006
45	19 Crest Energy	Solar	100	14,276,180	14,276,180	25,476%	-	-	25,476%	2,438,799,776	13,789,804,006	-	-	-	-	25,476%	2,438,799,776	13,789,804,006
46	20 Harappa	Solar	18	2,432,480	1,505,710	25,476%	-	-	25,476%	2,438,799,776	13,789,804,006	-	-	-	-	25,476%	2,438,799,776	13,789,804,006
47	21 Aj Solar	Solar	18	2,432,480	1,505,710	25,476%	-	-	25,476%	2,438,799,776	13,789,804,006	-	-	-	-	25,476%	2,438,799,776	13,789,804,006
48	22 AEP Wind	Wind	50	5,825,530	7,811,520	25,476%	-	-	25,476%	2,438,799,776	13,789,804,006	-	-	-	-	25,476%	2,438,799,776	13,789,804,006
49	23 Jhangir Wind	Wind	50	5,825,530	7,811,520	25,476%	-	-	25,476%	2,438,799,776	13,789,804,006	-	-	-	-	25,476%	2,438,799,776	13,789,804,006
50	24 HAWA Wind	Wind	50	5,825,530	7,811,520	25,476%	-	-	25,476%	2,438,799,776	13,789,804,006	-	-	-	-	25,476%	2,438,799,776	13,789,804,006
51	25 TGT	Wind	50	5,825,530	7,811,520	25,476%	-	-	25,476%	2,438,799,776	13,789,804,006	-	-	-	-	25,476%	2,438,799,776	13,789,804,006
52	26 TGS	Wind	50	5,825,530	7,811,520	25,476%	-	-	25,476%	2,438,799,776	13,789,804,006	-	-	-	-	25,476%	2,438,799,776	13,789,804,006
53	27 Tricoin Boston-A	Wind	50	5,825,530	7,811,520	25,476%	-	-	25,476%	2,438,799,776	13,789,804,006	-	-	-	-	25,476%	2,438,799,776	13,789,804,006
54	28 Tricoin Boston-B	Wind	50	5,825,530	7,811,520	25,476%	-	-	25,476%	2,438,799,776</								

Detail Of Energy Imported From Small Power Producers					
DISCO	SPPs	Contract Capacity	Description	Oct, 19	Rate (Rs./KWh)
MEPCO	Kumhar Wala Power House-I	5.00	Energy	953,160	
			Cost (Rs.)	-	
	DISCO's Total:-	34.00	Energy	953,160	0.00
			Cost (Rs.)	-	
HESCO	Thatta Power (Pvt.) Ltd.,	18.80	Energy	5,380,500	6.80
			Cost (Rs.)	36,587,400	
	Anoud Textile NCPP	10.00	Energy	(11,680)	6.80
			Cost (Rs.)	(79,424)	
	Agar Textile Mills	2.00	Energy	6,608,000	7.80
			Cost (Rs.)	51,542,400	
	Hi-Tech	8.00	Energy	137,760	7.80
			Cost (Rs.)	1,074,528	
	DISCO's Total:-	105.00	Energy	12,114,580	0.00
			Cost (Rs.)	89,124,904	
G-Total		198.60	Energy	13,067,740	6.82
			Cost (Rs.)	89,124,904	

Detail Of Energy Supplemental Charges

Power Producer		Supp. Charges							
		Start-up	PLAC	Open Cycle	Bonus	Fuel Diff.	ED	Others	Total Supplemental
IPPs 1994									
1	Kot Addu Block 1	-	-	-	-	-	-	-	-
		-	-	-	-	-	-	-	-
		-	-	-	-	-	-	-	-
	Kot Addu Block 2	-	-	-	-	-	-	-	-
		-	-	-	-	-	-	-	-
		-	-	-	-	-	-	-	-
	Kot Addu Block 3	-	-	-	-	-	-	-	-
		-	-	-	-	-	-	-	-
		-	-	-	-	-	-	-	-
KAPCO Total		-	-	-	-	-	-	-	-
2	Hub Power	-	-	-	-	-	-	-	-
3	Kohinoor Energy	-	-	-	-	-	-	-	-
4	AES Lalpir	-	-	-	-	-	-	-	-
5	Pak Gen Power Limited	-	-	-	-	-	-	-	-
6	Habibullah	-	-	-	-	-	-	-	-
7	Fauji Kabirwala	-	-	-	-	-	-	-	-
8	Rousch	-	-	-	-	-	-	-	-
9	Saba Power	-	-	-	-	-	-	-	-
10	Uch	-	-	-	-	-	-	-	-
11	Altern	-	-	-	-	-	-	-	-
12	Liberty	-	-	-	-	-	-	-	-
13	Davis Energen	-	-	-	-	-	-	86,909,620	86,909,620
14	Chashma Nuclear	-	-	-	-	-	-	-	-
15	Chashma Nuclear-II	-	-	-	-	-	-	-	-
16	Chashma Nuclear-III	-	-	-	-	-	-	-	-
17	Chashma Nuclear-IV	-	-	-	-	-	-	-	-
18	Tavanir Iran	-	-	-	-	-	-	-	-
Sub-Total:		-	-	-	-	-	-	-	-
1	Attock-Gen	-	-	-	-	-	-	86,909,620	86,909,620
2	Atlas Power	-	-	-	-	-	-	-	-
3	Nishat Power	-	-	-	-	-	-	-	-
4	Foundation Power	-	-	-	-	-	-	-	-
5	Orient	-	-	-	-	-	-	-	-
6	Nishat Chunian	-	-	-	-	-	-	-	-
7	Saif Power	-	-	-	-	-	-	-	-
8	Engro Energy	-	-	-	-	-	-	-	-
9	Saphire Power	-	-	-	-	-	-	-	-
10	Hubco Narowal	-	-	-	-	-	-	-	-
11	Liberty Power	-	-	-	-	-	-	-	-
12	Halmore	-	-	-	-	-	-	-	-
13	Uch-II	-	-	-	-	-	-	-	-
14	JDW-II	-	-	-	-	-	-	-	-
15	JDW-III	-	-	-	-	-	-	-	-
16	RYK	-	-	-	-	-	-	-	-
17	Chiniot Power	-	-	-	-	-	-	-	-
18	Fatima Energy	-	-	-	-	-	-	-	-
19	Hamza Sugar Mills	-	-	-	-	-	-	-	-
20	Layyah Sugar Mills	-	-	-	-	-	-	-	-
21	QATPL	-	-	-	-	-	-	-	-
22	Haveli Bahadur Shah	-	-	-	-	-	-	-	-
23	Coal Fire Power Plant	-	-	-	-	-	-	-	-
24	Gulf Power Gen	-	-	-	-	-	-	-	-
25	Reshman	-	-	-	-	-	-	-	-
26	Baloki	-	-	-	-	-	-	-	-
27	Port Qasim	-	-	-	-	-	-	-	-
Sub-Total		-	-	-	-	-	-	-	-
G-Total:		-	-	-	-	-	-	86,909,620	86,909,620

- Detail Breakup of Previous Adjustments

Power Producer		Fuel	Dep. Capacity (MW)	Previous Adjustment Detail				
				Fuel Charges Rs.	Load Correction Factor (kL) Rs.	Heat Degradation Factor (Dh) Rs.	Any Other Cost	Total Fuel Cost Rs.
Ex-WAPDA GENCOs								
i.	GENCO-I							
	Jamshoro Block 1	RFO	205		-			-
	Unit 1	Gas			-			-
	Jamshoro Block 2		470		-			-
	Unit-2	RFO			29,722,998			29,722,998
		Gas			5,203,096			5,203,096
		RLNG			-			-
	Unit-3	RFO			40,267,130			40,267,130
		Gas			2,272,329			2,272,329
		RLNG			-			-
	Unit-4	Gas			12,008,107			12,008,107
		RLNG			-			-
	Unit-4	RFO			54,751,203			54,751,203
	Kotri 3-7	Gas	107		-			-
	Jamshoro Block 4	Gas			-			-
Jamshoro Total			782	-	144,224,863	-	-	144,224,863
GENCOs Total:-			4,337					144,224,863
1	Attock-Gen	RFO	156	-				-
2	Atlas Power	RFO	214	26,596,116				26,596,116
3	Nishat Power	RFO	195	27,795,270				27,795,270
4	Foundation Power	Gas	171	35,238,679				35,238,679
5	Orient	RLNG	213	173,188,676				173,188,676
		HSD						-
6	Nishat Chunian	RFO	196					-
7	Saif Power	RLNG	204	184,547,123				184,547,123
		HSD						-
8	Engro Energy	Gas	213	209,529,663				209,529,663
		HSD						-
9	Saphire Power	RLNG	203	167,750,671				167,750,671
		HSD						-
10	Hubco Narowal			126,221,479				126,221,479
11	Liberty Power			(22,407,788)				(22,407,788)
12	Halmore			160,861,260				160,861,260
								-
13	Uch-II	Gas	381	56,397,961				56,397,961
21	QATPL	RLNG	1,180	313,986,763	674,734,163	3,767,841	-	992,488,767
22	Haveli Bahadur Shah	RLNG	1,230	259,491,506	273,470,688	3,113,898		536,076,092
	01-08-19 to 15-08-19			259,491,506	273,470,688	3,113,898		536,076,092
26	Baloki	RLNG	1,320	267,116,190	357,042,935	3,205,394		627,364,520
	01-08-19 to 15-08-19			267,116,190	357,042,935	3,205,394		627,364,520
27	Port Qasim	Coal	1,320	2,586,482				2,586,482
Sub-Total			8,989	1,988,900,052	1,305,247,786	10,087,134	-	3,304,234,972
G-Total:			13,326	1,988,900,052	1,305,247,786	10,087,134	-	3,448,459,835



NATIONAL TRANSMISSION AND DESPATCH CO. LTD

**Chief Financial Officer NTDC
2nd Floor, Shaheen Complex,
Egerton Road, Lahore.**

Dated: 18.11.2019

No. MD/CFO/DG(B&R)/670-71



Registrar, NEPRA,

**NEPRA Tower, Ataturk Avenue (East),
Sector G-5-1, Islamabad.**


SUBJECT: - SUBMISSION OF METERING DATA CONTAINING GENERATION & DISTRIBUTION POINTS OF NTDC TRANSMISSION SYSTEM (500 & 220 kV) FOR THE MONTH OF OCTOBER 2019.

Kindly find enclosed Metering Data pertaining to Generation & Distribution Points of NTDC Transmission System (500 & 220 kV) for the month of October 2019.

D.G Finance (B&R) NTDC

CC to:-

- GM Technical NTDC WAPDA House Lahore.
- M/File



NATIONAL TRANSMISSION & DISPATCH COMPANY LTD
Metering Information System
B & R Section

T&T Losses (500kV & 220kV System)
October 2019

Description	Generation Points (kWh)	Distribution Points (kWh)	Total Energy (kWh)
Energy Received by NTDC at CDPs	10,090,765,156	62,905,447	10,153,670,603
Energy Delivered by NTDC at CDPs	1,879,854,978	8,021,472,000	9,901,326,978
T&T Losses			252,343,625
T&T Losses (% age)			2.485%



NATIONAL TRANSMISSION & DISPATCH COMPANY LTD

Metering Information System

B & R Section

Generation Points (500 & 220KV Stations) October 2019

Sr No	Grid Station	Metering Point Description (Line/TF)	Meter No.	From	To	Energy kWh	
						Received	Delivered
1	Atlas Power TPS	220 kV L2	41505007	IPP	NTDC	0	128,609,546
2	Atlas Power TPS	220 kV L1	41505008	IPP	NTDC	128,250,191	0
3	CCPP Balloki	T1	66213750	IPP	NTDC	237,889,500	22,000
4	CCPP Balloki	T2	66213751	IPP	NTDC	260,991,500	1,500
5	CCPP Balloki	T3	66213752	IPP	NTDC	213,842,200	0
6	CCPP Bhikki	T1	66213682	IPP	NTDC	221,132,500	0
7	CCPP Bhikki	T2	68213638	IPP	NTDC	200,071,700	24,200
8	CCPP Bhikki	T3	68213695	IPP	NTDC	233,112,600	7,100
9	CCPP Haveli Bahadur Shah	HAVELI BAHADUR SHAH GT-2	66213753	IPP	NTDC	242,181,900	132,100
10	CCPP Haveli Bahadur Shah	HAVELI BAHADUR SHAH ST	66213755	IPP	NTDC	238,305,600	127,700
11	CCPP Haveli Bahadur Shah	HAVELI BAHADUR SHAH GT-1	66213754	IPP	NTDC	242,062,000	14,900
12	Chashnup Mianwali TPS	T1 (C1)	41507149	IPP - 94	NTDC	199,721,000	885,000
13	Chashnup Mianwali TPS	T1 (C2)	41507202	IPP - 94	NTDC	225,831,000	0
14	Chashnup Mianwali TPS	T1 (C3)	41513001	IPP - 94	NTDC	229,417,000	0
15	Chashnup Mianwali TPS	T1 (C4)	66219255	IPP - 94	NTDC	228,262,000	0
16	China HUB Power Gen	M-1, HV Side of T1	66213765	IPP	NTDC	366,588,800	0
17	China HUB Power Gen	M-2, HV Side of T1	66213766	IPP	NTDC	335,870,600	0
18	China HUB Power Gen	M3 - S/S T/F	NotKnown	IPP	NTDC	0	549,500
19	Engro PowerGen Qadirpur TPS	220 kV ENGRO POWER - ST	41505160	IPP	NTDC	19,617,302	83,728
20	Engro PowerGen Qadirpur TPS	220 kV ENGRO POWER - GT	41505220	IPP	NTDC	39,835,170	71,046
21	Engro PowerGen Thar TPS	M2 - Generator 2	66213739	IPP	NTDC	189,747,800	0
22	Engro PowerGen Thar TPS	M3 - SST T/F	66213740	IPP	NTDC	0	1,880,400
23	Engro PowerGen Thar TPS	M1 - Generator 1	66213738	IPP	NTDC	159,414,500	0
24	Foundation Power co TPS	220 kV Line 2	41504948	IPP	NTDC	23,797,007	1,200,014
25	Foundation Power co TPS	220 kV Line 1	41505061	IPP	NTDC	58,873,680	21,708
26	Ghazi Barotha HPS	500 kV Rawat-2 Line	41509912	WAPDA	NTDC	228,689,000	0
27	Ghazi Barotha HPS	550 kV Tarbela-1 Line	41511989	WAPDA	NTDC	25,251,000	106,957,000
28	Ghazi Barotha HPS	500 kV Rawat-1 Line	41512000	WAPDA	NTDC	226,149,000	0
29	Ghazi Barotha HPS	500 kV Gatti-2 Line	41512032	WAPDA	NTDC	126,331,000	41,473,000
30	Ghazi Barotha HPS	220kV Nowshehra I	41507163	WAPDA	NTDC	49,366,000	25,000
31	Ghazi Barotha HPS	500 kV Tarbela-2 Line	41507126	WAPDA	NTDC	23,944,000	101,214,000
32	Ghazi Barotha HPS	220kV Nowshehra II	41509846	WAPDA	NTDC	50,178,000	30,000
33	Ghazi Barotha HPS	500 kV Gatti-1 Line	41507193	WAPDA	NTDC	120,608,000	23,395,000
34	Guddu TPS	220/500 kV T1	41509825	GENCO	NTDC	35,334,000	2,351,000
35	Guddu TPS	220/500 kV T2	41509838	GENCO	NTDC	35,015,000	1,995,000
36	Guddu TPS	220 kV Shikarpur II Line	41504886	GENCO	NTDC	1,436,000	10,601,000
37	Guddu TPS	220/500 kV T3	41507178	GENCO	NTDC	34,064,000	2,225,000
38	Guddu TPS	220 kV Shikarpur I Line	41507192	GENCO	NTDC	1,165,000	10,305,000
39	Guddu TPS	220 kV Sibbi Line	41507206	GENCO	NTDC	22,919,000	9,769,000
40	Guddu TPS (747 MW)	500 kV T2	41511976	GENCO	NTDC	149,518,000	359,000
41	Guddu TPS (747 MW)	500 kV T1	41511996	GENCO	NTDC	167,963,000	0
42	Guddu TPS (747 MW)	500 kV T3	41512002	GENCO	NTDC	162,516,000	0
43	HUBCO Karachi	500 kV Jamshoro Line	41507151	IPP - 94	NTDC	0	507,093,000
44	HUBCO Karachi	500 kV NKI Line	41509877	IPP - 94	NTDC	505,247,000	0
45	Jamshoro TPS	Starting T/F (220/66 kV) T-4 for TPS JAMSHORO	41504974	GENCO	NTDC	0	1,228,000
46	Jamshoro TPS	Starting T/F (220/66 kV) T-5 for TPS JAMSHORO	41504989	GENCO	NTDC	0	0
47	Jamshoro TPS	220 kV Circuit 1 to 500 kV G/S	41504997	GENCO	NTDC	0	0
48	Jamshoro TPS	220 kV Circuit 2 to 500 kV G/S	41505023	GENCO	NTDC	0	0
49	Jamshoro TPS	220 kV Circuit 3 to 500 kV G/S	41505039	GENCO	NTDC	0	0
50	Jamshoro TPS	220 kV Circuit 4 to 500 kV G/S	41504967	GENCO	NTDC	0	0
51	KAPCO TPS	220 kV T/L KAPCO - Pak Gen	41509831	IPP - 94	NTDC	324,800	160,000
52	KAPCO TPS	220 kV T/L KAPCO - New Multan - 1	41509858	IPP - 94	NTDC	691,400	60,954,400
53	KAPCO TPS	220 kV T/L KAPCO - New Multan - 5	66213650	IPP - 94	NTDC	2,497,400	19,391,600
54	KAPCO TPS	220 kV T/L KAPCO - New Multan - 6	41507158	IPP - 94	NTDC	2,586,000	20,656,600
55	KAPCO TPS	220 kV T/L KAPCO - New Multan - 3	41507179	IPP - 94	NTDC	1,449,100	11,352,400
56	KAPCO TPS	220 kV T/L KAPCO - New Multan - 4	41507207	IPP - 94	NTDC	1,466,400	10,743,000
57	Khawar HPS Projects	220kV Allai Mansehra Line II	41511995	WAPDA	NTDC	24,587,000	3,000
58	Khawar HPS Projects	220kV Allai Mansehra Line I	41509860	WAPDA	NTDC	24,500,000	3,000
59	Lalpir Power TPS	220 kV Muzaffar Garh L2	41507122	IPP - 94	NTDC	0	329,200
60	Lalpir Power TPS	220 kV Muzaffar Garh L1	41511977	IPP - 94	NTDC	0	221,900
61	Mangla HPS	220 kV Mangla - Kala Shah Kakoo - III	41504899	WAPDA	NTDC	26,548,000	819,000

62	Mangla HPS	220 kV Mangla - New Rawat - I	41504917	WAPDA	NTDC	554,000	64,952,000
63	Mangla HPS	220 kV Mangla - Kala Shah Kakoo - I	41504939	WAPDA	NTDC	11,879,000	0
64	Mangla HPS	220 kV Mangla - Ghakhar - I	41504940	WAPDA	NTDC	32,789,000	775,000
65	Mangla HPS	220 kV Mangla - Ghakhar - II	41504958	WAPDA	NTDC	43,429,000	660,000
66	Mangla HPS	220 kV Mangla - Kala Shah Kakoo - II	41504961	WAPDA	NTDC	28,619,000	819,000
67	Mangla HPS	220 kV Mangla - New Ghakhar (Nokhar)	41504883	WAPDA	NTDC	43,878,000	660,000
68	Mangla HPS	220 kV Mangla - New Rawat - II	41504885	WAPDA	NTDC	555,000	64,160,000
69	Muzaffar Garh TPS	220 kV NEW MULTAN-4	41505046	GENCO	NTDC	34,582,000	4,000
70	Muzaffar Garh TPS	220 kV LALPIR-2	41504980	GENCO	NTDC	339,000	0
71	Muzaffar Garh TPS	220 kV KAPCO-2	41505156	GENCO	NTDC	61,791,000	685,000
72	Muzaffar Garh TPS	220 kV LALPIR-1	41505186	GENCO	NTDC	226,000	0
73	Muzaffar Garh TPS	220 kV BAHAWALPUR-1	41509826	GENCO	NTDC	76,888,000	39,000
74	Muzaffar Garh TPS	220 kV NEW MULTAN-1	41509932	GENCO	NTDC	33,790,000	0
75	Muzaffar Garh TPS	220 kV NEW MULTAN-3	41504879	GENCO	NTDC	44,330,000	863,000
76	Muzaffar Garh TPS	220 kV NEW MULTAN-2	41504901	GENCO	NTDC	147,825,000	0
77	Muzaffar Garh TPS	500kV Grid Auxiliary (6.6 kV)	AUX_104	GENCO	NTDC	92,783	0
78	Muzaffar Garh TPS	220 kV BAHAWALPUR-2	41504907	GENCO	NTDC	74,173,000	146,000
79	Muzaffar Garh TPS	220 kV MUZAFFARGARH ATB-2	41504952	GENCO	NTDC	0	252,684,000
80	Muzaffar Garh TPS	500kV Grid Auxiliary (132 kV)	AUX_191	GENCO	NTDC	0	0
81	Muzaffar Garh TPS	220 kV MUZAFFAR GARH	41505026	GENCO	NTDC	0	239,345,000
82	Muzaffar Garh TPS	220 kV PAKGEN-1	41504957	GENCO	NTDC	159,000	0
83	Neelum Jhelum HPP	Unit-1	66213775	WAPDA	NTDC	113,110,500	0
84	Neelum Jhelum HPP	Unit-2	66213773	WAPDA	NTDC	0	319,200
85	Neelum Jhelum HPP	Unit-3	66213772	WAPDA	NTDC	31,930,500	0
86	Neelum Jhelum HPP	Unit-4	66213774	WAPDA	NTDC	37,370,100	390,800
87	Pak Gen TPS	220 kV Line 2	41512008	IPP - 94	NTDC	158,900	330,900
88	Pak Gen TPS	220 kV Line 1	41512040	IPP - 94	NTDC	0	160,000
89	Port Qasim Coal Power House	G-2	66213737	IPP	NTDC	439,941,500	0
90	Port Qasim Coal Power House	SS T/F	66213736	IPP	NTDC	0	0
91	Port Qasim Coal Power House	G-1	66213735	IPP	NTDC	439,447,300	0
92	Rousch TPS	500 kV Multan Line	41507128	IPP - 94	NTDC	24,786,000	99,470,000
93	Rousch TPS	500 kV Gatti Line	41509823	IPP - 94	NTDC	125,714,000	8,466,000
94	Sahiwal Coal (1320 MW)	500 KV TL-1	66219263	IPP	NTDC	303,419,700	0
95	Sahiwal Coal (1320 MW)	500 KV TL-2	66219264	IPP	NTDC	140,375,000	17,894,900
96	Tarbela HPS	500 kV Peshawar Line	41507167	WAPDA	NTDC	148,361,000	530,000
97	Tarbela HPS	500 kV Rawat Line	41511998	WAPDA	NTDC	270,446,000	120,000
98	Tarbela HPS	500 kV Barotha 1 Line	41507174	WAPDA	NTDC	106,765,000	25,021,000
99	Tarbela HPS	500 kV Barotha 2 Line	41512055	WAPDA	NTDC	100,350,000	23,532,000
100	Tarbela HPS	220 kV Burhan 3 Line	41507177	WAPDA	NTDC	83,850,000	0
101	Tarbela HPS	220 kV ISPR (Sangjani) Line	41509892	WAPDA	NTDC	65,136,000	0
102	Tarbela HPS	220 kV Burhan 1 Line	41509898	WAPDA	NTDC	121,339,000	0
103	Tarbela HPS	220 kV Mardan 2 Line	41510592	WAPDA	NTDC	62,556,000	0
104	Tarbela HPS	220 kV Burhan 2 Line	41510790	WAPDA	NTDC	120,849,000	0
105	Tarbela HPS	220 kV Mardan 1 Line	41511992	WAPDA	NTDC	61,557,000	0
106	Uch TPS 1	220 kV M1	41509881	IPP - 94	NTDC	49,907,000	254,000
107	Uch TPS 1	220 kV M2	41512001	IPP - 94	NTDC	116,558,000	22,000
108	Uch TPS 2	220 kV GT 2	41509852	IPP	NTDC	42,966,852	166,596
109	Uch TPS 2	220 kV GT 1	41509856	IPP	NTDC	51,339,048	101,004
110	Uch TPS 2	220 kV GT 3	41509859	IPP	NTDC	51,474,324	36
TOTAL						10,090,765,156	1,879,854,978



NATIONAL TRANSMISSION & DISPATCH COMPANY LTD

Metering Information System

B & R Section

Distribution Points (500 & 220KV Stations)

October 2019

Sr No	Grid Station	Metering Point Description (Line/TF)	Meter No.	From	To	Energy kWh	
						Received	Delivered
1	220kV G/S Lal Suhanra	T1	66213759	NTDC	MEPCO	1,715,000	22,521,000
2	220kV G/S Lal Suhanra	T4 (Grid Aux)	333017060190	NTDC	MEPCO	12,596	0
3	Bahawalpur G/S	11 kV Auxillary Supply	41512011	NTDC	MEPCO	20,900	0
4	Bahawalpur G/S	220/132 kV T1	41504908	NTDC	MEPCO	0	35,974,000
5	Bahawalpur G/S	220/132 kV T2	41504921	NTDC	MEPCO	316,000	47,027,000
6	Bahawalpur G/S	220/132 kV T3	41505271	NTDC	MEPCO	316,000	47,508,000
7	Bahria Town Rawalpindi G/S	220 kV Bahria	41509817	NTDC	IESCO	0	7,028,000
8	Bandala G/S	AUX 132/11kV T-4	AUX_12	NTDC	FESCO	21,000	0
9	Bandala G/S	220/132 kV T1	41507194	NTDC	FESCO	0	74,728,000
10	Bandala G/S	220/132 kV T2	41509861	NTDC	FESCO	0	28,095,000
11	Bannu G/S	220/132 kV T/F T1	41511980	NTDC	PESCO	0	38,122,000
12	Bannu G/S	220/132 kV T/F T2	41504930	NTDC	PESCO	0	38,291,000
13	Bannu G/S	220/132 kV T/F T5	41507183	NTDC	PESCO	0	34,392,000
14	Bannu G/S	MISC AUX Bannu G/S	AUX_13	NTDC	PESCO	18,560	0
15	Bund Road G/S NTDC	220/132 kV T1	41511981	NTDC	LESCO	0	57,138,000
16	Bund Road G/S NTDC	220/132 kV T2	41504999	NTDC	LESCO	0	57,528,000
17	Bund Road G/S NTDC	220/132 kV T3	41505059	NTDC	LESCO	0	57,372,000
18	Bund Road G/S NTDC	220/132 kV T4	41505006	NTDC	LESCO	0	57,491,000
19	Bund Road G/S NTDC	MISC AUX Bund Road G/S NTDC	AUX_22	NTDC	LESCO	10,510	0
20	Burhan	220/132 kV T2	41504912	NTDC	IESCO	0	70,213,000
21	Burhan	MISC AUX Burhan	AUX_23	NTDC	IESCO	58,859	0
22	Burhan	220/132 kV T3	41504951	NTDC	IESCO	0	70,152,000
23	Burhan	220/132 kV T4	41509875	NTDC	IESCO	0	70,449,000
24	Burhan	220/132 kV T1	41505223	NTDC	IESCO	0	70,311,000
25	Chakdara G/S	T-1	70133818	NTDC	PESCO	2,000	31,675,000
26	Chakdara G/S	T-2	70133825	NTDC	PESCO	2,000	31,447,000
27	Chakdara G/S	Grid Auxillary	Aux_Chakdara	NTDC	PESCO	15,642	0
28	Chiniot Road G/S	11 kV GHATTI G/S Feeder	35704457	NTDC	FESCO	52,000	0
29	Chishtian G/S	MISC AUX Chishtian G/S	AUX_30	NTDC	MEPCO	21,119	0
30	Chishtian G/S	M1	66213635	NTDC	MEPCO	0	46,588,000
31	Chishtian G/S	M2	66213689	NTDC	MEPCO	0	46,526,000
32	Dadu G/S	220/132 kV T3	41509883	NTDC	SEPCO	0	35,234,000
33	Dadu G/S	220/132 kV T5	41512007	NTDC	SEPCO	0	46,522,000
34	Dadu G/S	220/132 kV T1	41511970	NTDC	SEPCO	0	45,419,000
35	Dahrki G/S Temporary	Auto T/F T1	41507307	NTDC	MEPCO	42,000	24,856,000
36	Dahrki G/S Temporary	Auto T/F T2	41505243	NTDC	MEPCO	0	13,602,000
37	Daud Kheil G/S	MISC AUX Daud Kheil G/S	AUX_37	NTDC	FESCO	600	0
38	Daud Kheil G/S	220/132 kV T1	41504904	NTDC	FESCO	1,000	43,344,000
39	Daud Kheil G/S	220/132 kV T2	41504913	NTDC	FESCO	1,000	42,318,000
40	Dera Ismail Khan G/S	Grid Aux	GAux	NTDC	PESCO	48,272	0
41	Dera Ismail Khan G/S	T1	70133817	NTDC	PESCO	2,000	36,151,000
42	Dera Ismail Khan G/S	T2	70133821	NTDC	PESCO	2,000	37,901,000
43	Dera Murad Jamali G/S	T2	66213700	NTDC	QESCO	0	0
44	Dera Murad Jamali G/S	Grid Auxillary	333014090196	NTDC	QESCO	16,790	0
45	Dera Murad Jamali G/S	T1	66213662	NTDC	QESCO	0	21,939,000
46	DG Khan G/S	T3	41509849	NTDC	MEPCO	0	37,919,000
47	DG Khan G/S	T4	41509837	NTDC	MEPCO	0	38,738,000
48	DG Khan G/S	T5 - Auxillary	41509851	NTDC	MEPCO	55,000	0
49	Ghakkhar G/S	220/132 kV - T1	41505219	NTDC	GEPCO	1,108,000	37,029,000
50	Ghakkhar G/S	220/132 kV - T2	41505295	NTDC	GEPCO	0	0
51	Ghakkhar G/S	220/132 kV - T3	41505149	NTDC	GEPCO	1,325,000	42,758,000
52	Ghakkhar G/S	220/132 kV - T4	41509884	NTDC	GEPCO	23,000	21,594,000
53	Ghakkhar G/S	MISC AUX Ghakkhar G/S	AUX_46	NTDC	GEPCO	36,385	0
54	Ghazi G/S	250 MVA T-2 (GIS)	71966249	NTDC	LESCO	0	59,342,000
55	Ghazi G/S	MISC AUX Ghazi G/S	AUX_47	NTDC	LESCO	47,510	0
56	Ghazi G/S	250 MVA T-3 (GIS)	71966250	NTDC	LESCO	0	59,411,000
57	Gujrat	220/132 kV ATR-1	66777110	NTDC	GEPCO	0	36,271,000
58	Gujrat	220/132 kV ATR-2	66777111	NTDC	GEPCO	0	35,765,000
59	Gujrat	220/132 kV ATR-3	66777113	NTDC	GEPCO	0	42,656,000
60	Gujrat	Aux T-4	66777112	NTDC	GEPCO	101,566	0
61	Hala Road G/S	220/132 kV T1	41505048	NTDC	HESCO	0	42,701,000

62	Hala Road G/S	220/132 kV T2	41505005	NTDC	HESCO	0	44,212,000
63	Hala Road G/S	MISC AUX Hala Road G/S	AUX_53	NTDC	HESCO	24,554	0
64	Hala Road G/S	220/132 kV T3	41511971	NTDC	HESCO	0	44,973,000
65	Islamabad University G/S	220/132 kV T2	41505242	NTDC	IESCO	0	67,436,000
66	Islamabad University G/S	MISC AUX Islamabad University G/S	AUX_62	NTDC	IESCO	18,407	0
67	Islamabad University G/S	220/132 kV T1	41504880	NTDC	IESCO	0	63,972,000
68	ISPR G/S	220/132 kV T1	41505238	NTDC	IESCO	0	45,589,000
69	ISPR G/S	220/132 kV T2	41505218	NTDC	IESCO	0	45,180,000
70	ISPR G/S	220/132 kV T3	41504945	NTDC	IESCO	0	47,059,000
71	ISPR G/S	220/132 kV T4	66213641	NTDC	IESCO	0	46,438,000
72	ISPR G/S	MISC AUX ISPR G/S	AUX_63	NTDC	IESCO	26,700	0
73	Jamshoro G/S	220/132KV 160 MVA T/F T-3	41505015	NTDC	HESCO	476,000	40,320,000
74	Jamshoro G/S	220/132KV 160 MVA T/F T-7	41505062	NTDC	HESCO	481,000	42,054,000
75	Jaranwala Road G/S	220/132 kV T3	41504998	NTDC	FESCO	0	46,479,000
76	Jaranwala Road G/S	MISC AUX Jaranwala Road G/S	AUX_70	NTDC	FESCO	37,150	0
77	Jaranwala Road G/S	220/132 kV T4	41507196	NTDC	FESCO	0	48,725,000
78	Jaranwala Road G/S	220/132 kV T1	41505227	NTDC	FESCO	0	47,548,000
79	Jaranwala Road G/S	220/132 kV T2	41504975	NTDC	FESCO	0	47,746,000
80	Jhampir G/S	M1	41513010	NTDC	HESCO	16,846,000	3,431,000
81	Jhampir G/S	T-3	66213655	NTDC	HESCO	16,815,000	3,434,000
82	Jhampir G/S	M2	41513011	NTDC	HESCO	16,799,000	3,416,000
83	Jhampir G/S	MISC AUX Jhampir G/S	AUX_A1	NTDC	HESCO	43,016	0
84	Kala Shah Kaku G/S	MISC AUX Kala Shah Kaku G/S	AUX_75	NTDC	LESCO	47,250	0
85	Kala Shah Kaku G/S	220/132 T1	41505114	NTDC	LESCO	0	50,142,000
86	Kala Shah Kaku G/S	220/132 T4	66213665	NTDC	LESCO	0	55,886,000
87	Kala Shah Kaku G/S	220/132 T2	41505230	NTDC	LESCO	0	52,388,000
88	Kala Shah Kaku G/S	220/132 T3	41505174	NTDC	LESCO	0	61,489,000
89	Kassowal	MISC AUX Kassowal	AUX_79	NTDC	MEPCO	29,630	0
90	Kassowal	220/132 kV T2	41509850	NTDC	MEPCO	0	57,047,000
91	Kassowal	220/132 kV T1	41509882	NTDC	MEPCO	0	57,373,000
92	KDA G/S	Jamshoro - 2	41505184	K-Electric	NTDC	1,807,000	16,872,000
93	KDA G/S	Jamshoro - 1	41504900	K-Electric	NTDC	1,731,000	16,846,000
94	Khuzdar G/S	220/132 kV T1	41504932	NTDC	QESCO	0	53,164,000
95	Khuzdar G/S	220/132 kV T2	41509914	NTDC	QESCO	0	53,270,000
96	Khuzdar G/S	MISC AUX Khuzdar G/S	AUX_84	NTDC	QESCO	17,339	0
97	Kot Lakhpat G/S	220/132 kV T1	41505049	NTDC	LESCO	0	85,623,000
98	Kot Lakhpat G/S	220/132 kV T2	41505155	NTDC	LESCO	0	91,811,000
99	Kot Lakhpat G/S	MISC AUX Kot Lakhpat G/S	AUX_85	NTDC	LESCO	9,840	0
100	Kot Lakhpat G/S	220/132 kV T3	41505056	NTDC	LESCO	0	89,609,000
101	Loralai G/S	MISC AUX Loralai G/S	AUX_92	NTDC	QESCO	23,355	0
102	Loralai G/S	220/132 kV T1	41512985	NTDC	QESCO	0	56,431,000
103	Loralai G/S	220/132 kV T2	41512986	NTDC	QESCO	0	47,939,000
104	Luddewala G/S	220/132 kV T1	41505054	NTDC	FESCO	0	47,544,000
105	Luddewala G/S	220/132 kV T2	41505216	NTDC	FESCO	0	101,481,000
106	Luddewala G/S	220/132 kV T3	41511979	NTDC	FESCO	0	100,845,000
107	Luddewala G/S	MISC AUX Luddewala G/S	AUX_94	NTDC	FESCO	19,600	0
108	Mansehra G/S	250 MVA T/F - 1	69763897	NTDC	PESCO	0	28,798,000
109	Mansehra G/S	250 MVA T/F - 2	69763912	NTDC	PESCO	0	32,086,000
110	Mansehra G/S	Grid Auxilliary	x1190	NTDC	PESCO	24,558	0
111	Mardan G/S	220/132 kV T1	41504896	NTDC	PESCO	0	67,192,000
112	Mardan G/S	220/132 kV T2	41505265	NTDC	PESCO	0	69,108,000
113	Mardan G/S	220/132 kV T3	41505158	NTDC	PESCO	0	68,818,000
114	Mardan G/S	MISC AUX Mardan G/S	AUX_100	NTDC	PESCO	47,100	0
115	Multan G/S	220/132 kV T4	41504897	NTDC	MEPCO	0	43,980,000
116	Multan G/S	220/132 kV T5	41504935	NTDC	MEPCO	0	43,949,000
117	Multan G/S	132/11 kV T6	41504922	NTDC	MEPCO	104,000	0
118	Multan G/S	220/132 kV T3	41505256	NTDC	MEPCO	0	41,959,000
119	Muzaffar Garh G/S	132/11 kV Auxilliary	41505144	NTDC	MEPCO	19,552	0
120	Muzaffar Garh G/S	220/132 kV T1	41505069	NTDC	MEPCO	0	53,027,000
121	Muzaffar Garh G/S	220/132 kV T2	41505047	NTDC	MEPCO	0	53,309,000
122	NGPS Multan	220kV New Multan - 1	41505073	NTDC	MEPCO	0	49,037,000
123	NGPS Multan	220kV New Multan - 2	41504986	NTDC	MEPCO	0	49,037,000
124	Nishatabad G/S	220/132 kV T1	41505270	NTDC	FESCO	0	58,997,000
125	Nishatabad G/S	220/132 kV T2	41505016	NTDC	FESCO	0	61,806,000
126	Nishatabad G/S	220/132 kV T3	41505117	NTDC	FESCO	0	82,617,000
127	Nishatabad G/S	220/132 kV T5	41505055	NTDC	FESCO	0	58,565,000
128	Nishatabad New G/S	11 kV Feeder to 220 kV G/S	41512052	FESCO	NTDC	201,225	0
129	NKI G/S	220 kV Line 1	41505173	NTDC	K-Electric	0	214,234,000
130	NKI G/S	220 kV Line 2	41504923	NTDC	K-Electric	0	216,965,000
131	Nokhar G/S	MISC AUX Nokhar G/S	AUX_115	NTDC	GEPSCO	107,402	0
132	Nokhar G/S	220/132 kV T4	41505209	NTDC	GEPSCO	0	56,187,000
133	Nokhar G/S	220/132 kV T5	66213661	NTDC	GEPSCO	0	56,092,000
134	Nokhar G/S	220/132 kV T6	41505183	NTDC	GEPSCO	0	55,578,000
135	Nowshehra G/S	T1	70133816	NTDC	PESCO	0	0
136	Nowshehra G/S	T2	70133822	NTDC	PESCO	0	0
137	Nowshehra G/S	Grid Auxilliary	Aux_Nowshehra	NTDC	PESCO	46,310	0
138	Okara G/S	MISC AUX Okara G/S	AUX_118	NTDC	LESCO	65,514	0
139	Okara G/S	220/132 kV T2	66213645	NTDC	LESCO	0	54,671,000
140	Okara G/S	220/132 kV T1	41505053	NTDC	LESCO	0	57,472,000

141	Quetta Industrial G/S	220/132 kV T1	41504890	NTDC	QESCO	0	41,280,000
142	Quetta Industrial G/S	220/132 kV T2	41504892	NTDC	QESCO	0	41,000,000
143	Quetta Industrial G/S	220/132 kV T3	41504894	NTDC	QESCO	0	83,820,000
144	Quetta Industrial G/S	MISC AUX Quetta Industrial G/S	AUX_126	NTDC	QESCO	21,200	0
145	Rahim Yar Khan G/S	T-5	66213721	NTDC	MEPCO	0	51,587,000
146	Rahim Yar Khan G/S	T-7 Aux	66213722	NTDC	MEPCO	57,715	0
147	Rahim Yar Khan G/S	T-6	66213720	NTDC	MEPCO	0	56,726,000
148	Ravi G/S	220/132 kV T1	41505191	NTDC	LESCO	0	54,432,000
149	Ravi G/S	MISC AUX Ravi G/S	AUX_130	NTDC	LESCO	2,540	0
150	Ravi G/S	220/132 kV T2	41505065	NTDC	LESCO	0	45,365,000
151	Ravi G/S	220/132 kV T3	41505200	NTDC	LESCO	0	45,146,000
152	RAWAT G/S	220/132 kV T6	41504925	NTDC	IESCO	0	91,651,000
153	RAWAT G/S	MISC AUX RAWAT G/S	AUX_131	NTDC	IESCO	106,980	0
154	RAWAT G/S	220/132 kV T4	41505235	NTDC	IESCO	0	91,799,000
155	RAWAT G/S	220/132 kV T5	41504910	NTDC	IESCO	0	91,175,000
156	Rohri G/S	T1	41509815	NTDC	SEPCO	0	34,847,000
157	Rohri G/S	T2	41509822	NTDC	SEPCO	0	28,065,000
158	Rohri G/S	AUX T-3 Rohri G/S	AUX_133	NTDC	SEPCO	30,203	0
159	Sarfaraz Nagar G/S	220/132 kV T1	41507573	NTDC	LESCO	0	73,303,000
160	Sarfaraz Nagar G/S	220/132 kV T2	41507602	NTDC	LESCO	0	67,902,000
161	Sarfaraz Nagar G/S	220/132 kV T3	41507709	NTDC	LESCO	0	72,250,000
162	Sarfaraz Nagar G/S	220/132 kV T6	41504942	NTDC	LESCO	0	72,293,000
163	Sarfaraz Nagar G/S	MISC AUX Sarfaraz Nagar G/S	AUX_143	NTDC	LESCO	60,380	0
164	Shahi Bagh G/S	220/132 kV T2	41511994	NTDC	PESCO	11,000	18,989,000
165	Shahi Bagh G/S	220/132 kV T3	41511997	NTDC	PESCO	11,000	18,963,000
166	Shahi Bagh G/S	220/132 kV T4	41505044	NTDC	PESCO	10,000	19,269,000
167	Shahi Bagh G/S	220/132 kV T1	41512005	NTDC	PESCO	12,000	19,008,000
168	Shahi Bagh G/S	MISC AUX Shahi Bagh G/S	AUX_147	NTDC	PESCO	35,714	0
169	Shalamar G/S	MISC AUX Shalamar G/S	AUX_150	NTDC	LESCO	36,900	0
170	Shalamar G/S	T1	41509839	NTDC	LESCO	0	27,006,000
171	Shalamar G/S	T2	41509872	NTDC	LESCO	0	26,832,000
172	Shalamar G/S	T3	41509843	NTDC	LESCO	0	14,044,000
173	Sheikh Muhammadi G/S	220/132 kV T8	41505212	NTDC	PESCO	0	56,373,000
174	Sheikh Muhammadi G/S	220/132 kV T3	41507134	NTDC	PESCO	0	56,366,000
175	Sheikh Muhammadi G/S	MISC AUX Sheikh Muhammadi G/S	AUX_151	NTDC	PESCO	7,877	0
176	Sheikh Muhammadi G/S	220/132 kV T4	41505197	NTDC	PESCO	0	57,606,000
177	Sheikh Muhammadi G/S	220/132 kV T5	41505031	NTDC	PESCO	0	56,335,000
178	Sheikhupura G/S	220/132 kV T5	41504941	NTDC	LESCO	141,000	42,875,000
179	Sheikhupura G/S	220/132 kV T6	41504920	NTDC	LESCO	90,000	51,963,000
180	Sheikhupura G/S	220/132 kV T8	66213709	NTDC	LESCO	157,000	45,794,000
181	Sheikhupura G/S	220/132 kV T7	41505182	NTDC	LESCO	200,000	53,294,000
182	Shikarpur G/S	MISC AUX Shikarpur G/S	AUX_154	NTDC	SEPCO	74,900	0
183	Shikarpur G/S	220/132 kV T1	41507164	NTDC	SEPCO	0	36,120,000
184	Shikarpur G/S	220/132 kV T2	41504915	NTDC	SEPCO	6,000	72,446,000
185	Shikarpur G/S	220/132 kV T3	41511978	NTDC	SEPCO	0	32,449,000
186	Sialkot G/S	220/132 kV T2	41505187	NTDC	GEPCO	41,000	35,322,000
187	Sialkot G/S	220/132 kV T3	41505148	NTDC	GEPCO	41,000	35,369,000
188	Sialkot G/S	MISC AUX Sialkot G/S	AUX_156	NTDC	GEPCO	28,525	0
189	Sialkot G/S	220/132 kV T1	41505032	NTDC	GEPCO	40,000	35,445,000
190	Sibbi G/S	220/132 kV T1	41504909	NTDC	QESCO	0	42,181,000
191	Sibbi G/S	220/132 kV T2	41504924	NTDC	QESCO	0	43,776,000
192	Sibbi G/S	MISC AUX Sibbi G/S	AUX_157	NTDC	QESCO	23,151	0
193	Summandri Road Faisalabad G/S	220/132 kV T1	41505024	NTDC	FESCO	0	21,005,000
194	Summandri Road Faisalabad G/S	220/132 kV T2	41505052	NTDC	FESCO	0	43,603,000
195	Summandri Road Faisalabad G/S	220/132 kV T3	41505037	NTDC	FESCO	0	44,339,000
196	Summandri Road Faisalabad G/S	MISC AUX Summandri Road Faisalabad G/S	AUX_161	NTDC	FESCO	28,776	0
197	TMK Hyderabad G/S	220/132 kV T1	41504937	NTDC	HESCO	93,000	41,461,000
198	TMK Hyderabad G/S	220/132 kV T2	41504914	NTDC	HESCO	94,000	41,650,000
199	TMK Hyderabad G/S	MISC AUX TMK Hyderabad G/S	AUX_168	NTDC	HESCO	23,584	0
200	Toba Tek Singh	MISC AUX Toba Tek Singh	AUX_169	NTDC	FESCO	29,710	0
201	Toba Tek Singh	T1	41509879	NTDC	FESCO	0	56,911,000
202	Toba Tek Singh	T3	41507198	NTDC	FESCO	0	23,480,000
203	Toba Tek Singh	T4	41507159	NTDC	FESCO	0	37,947,000
204	Toba Tek Singh	T2	66213681	NTDC	FESCO	0	56,418,000
205	Vehari G/S	11 kV Auxillary Supply	41512016	NTDC	MEPCO	19,970	0
206	Vehari G/S	220/132 kV T1	41505019	NTDC	MEPCO	0	36,213,000
207	Vehari G/S	220/132 kV T2	41505164	NTDC	MEPCO	0	36,083,000
208	Vehari G/S	220/132 kV T3	41505004	NTDC	MEPCO	0	48,938,000
209	Wapda Town G/S	220/132 kV T2	41509820	NTDC	LESCO	0	54,040,000
210	Wapda Town G/S	220/132 kV T3	41509871	NTDC	LESCO	0	54,087,000
211	Wapda Town G/S	MISC AUX Wapda Town G/S	AUX_172	NTDC	LESCO	2,920	0
212	Wapda Town G/S	220/132 kV T1	41509842	NTDC	LESCO	0	53,272,000
213	Yousafwala G/S	Grid Auxilliary	41512044	NTDC	MEPCO	107,591	0
214	Yousafwala G/S	220/132 kV T3	41504916	NTDC	MEPCO	0	55,546,000
215	Yousafwala G/S	220/132 kV T4	41504919	NTDC	MEPCO	0	54,398,000
216	Yousafwala G/S	220/132 kV T5	41504950	NTDC	MEPCO	0	60,263,000
217	Yousafwala G/S	220/132 kV T6	41510791	NTDC	MEPCO	0	62,050,000
TOTAL						62,905,447	8,021,472,000